

# FIS Fuel Oil Daily Evening Report

London +44 20 7090 1134 - info@freightinvestor.com | Singapore +65 6535 5189 - info@freightinvestor.asia | Shanghai +86 21 63012568

## 18 February 2022

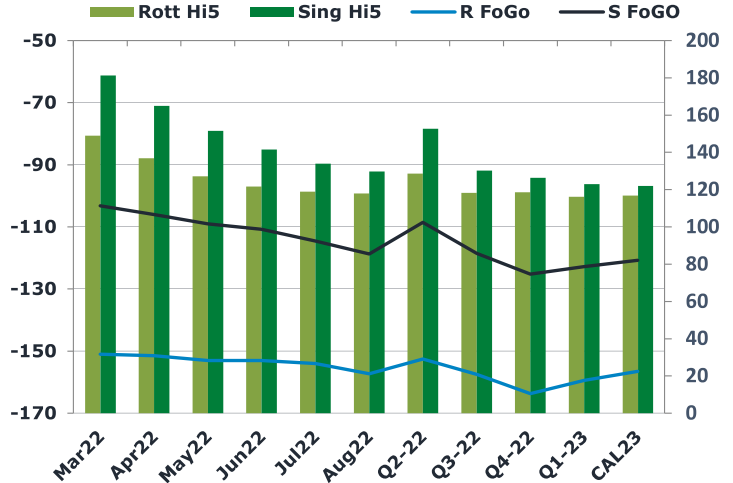
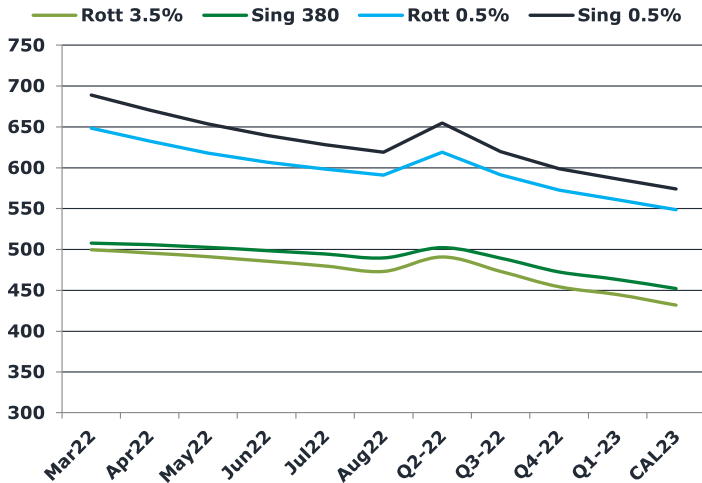
### Oil and Energy Market News

Brent crude oil front month futures ended the day up 0.8% printing \$93.68 at 1630BST. Highs in the day reached \$94.00 and lows touched \$90.12.

### Brent

**93.31**

	Barges 3.5 %	Sing 380cst	Rott 0.5%	Sing 0.5%	Sing Hi5
Mar22	499.65	507.65	648.55	688.85	181
Apr22	495.65	505.65	632.55	670.60	165
May22	490.90	502.40	618.05	653.85	151
Jun22	485.40	498.40	607.05	639.85	141
Jul22	479.65	494.40	598.55	628.35	134
Aug22	473.15	489.40	591.05	619.10	130
Q2-22	490.65	502.15	619.20	654.75	153
Q3-22	473.07	489.32	591.38	619.60	130
Q4-22	454.07	472.40	572.63	598.77	126
Q1-23	444.65	463.15	560.80	586.10	123
CAL23	431.61	451.92	548.36	573.85	122



### Fuel Oil Market News

The front crack opened at -12.70 this morning with the front Barges crack ended the day printing -12.40. The Cal 22 crack was valued at -11.80.

The Singapore 0.5\$ crack ended the day trading at 17.40, with the Rott 0.5% crack printing 11.05 on both front months, respectively.

	Rott GOFO	Sing GOFO	R FoGo	S FoGO	Rott Hi5
Mar22	300.01	284.51	-151.00	-103.25	149
Apr22	288.46	271.02	-151.50	-106.00	137
May22	280.14	260.34	-153.00	-109.00	127
Jun22	274.75	252.12	-153.00	-110.75	122
Jul22	272.83	248.37	-154.00	-114.50	119
Aug22	275.10	248.45	-157.25	-118.75	118
Q2-22	281.10	261.10	-152.50	-108.50	129
Q3-22	275.77	248.71	-157.50	-118.50	118
Q4-22	282.22	251.57	-163.75	-125.25	119
Q1-23	275.73	245.60	-159.50	-122.75	116
CAL23	273.13	242.70	-156.50	-120.75	117

# FIS Fuel Oil Daily Evening Report

London +44 20 7090 1134 - info@freightinvestor.com | Singapore +65 6535 5189 - info@freightinvestor.asia | Shanghai +86 21 63012568

## 18 February 2022

### TIME SPREADS FUEL

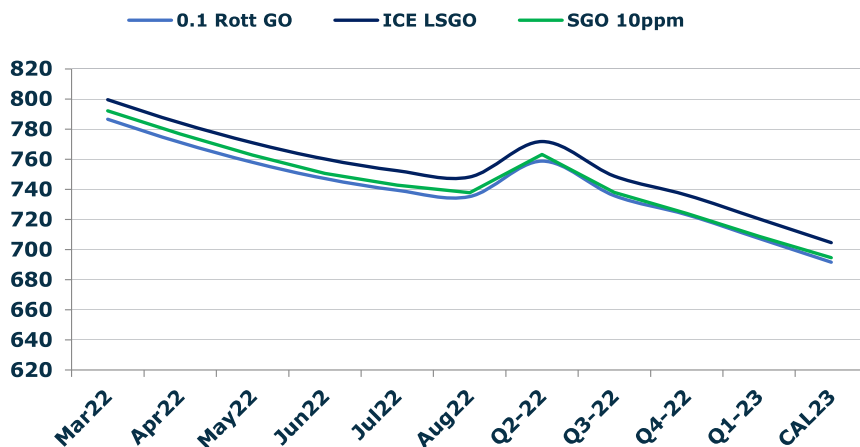
	Barges 3.5	S 380	Rott 0.5%	Sing 0.5%
Mar22/Apr22	4.00	2.00	16.00	18.25
Apr22/May22	4.75	3.25	14.50	16.75
May22/Jun22	5.50	4.00	11.00	14.00
Jun22/Jul22	5.75	4.00	8.50	11.50
Jul22/Aug22	6.50	5.00	7.50	9.25
Q2-22/Q3-22	17.58	12.83	27.82	35.15
Q3-22/Q4-22	19.00	16.92	18.75	20.83
Q4-22/Q1-23	9.42	9.25	11.83	12.67
CAL23/CAL24	26.00	24.50	32.8	23.43

### GASOIL CURVES

	Rott 0.1	SGO 10ppm	ICE GO
Mar22	786.7	792.2	799.7
Apr22	771.1	776.7	784.1
May22	758.0	762.7	771.0
Jun22	747.1	750.5	760.1
Jul22	739.5	742.8	752.5
Aug22	735.3	737.9	748.3
Q2-22	758.8	763.3	771.8
Q3-22	735.8	738.0	748.8
Q4-22	723.3	724.0	736.3
Q1-23	707.4	708.7	720.4
CAL23	691.7	694.6	704.7

### EW SPREAD

	EW380	EW0.5%
Mar22	8.00	40.30
Apr22	10.00	38.05
May22	11.50	35.80
Jun22	13.00	32.80
Jul22	14.75	29.80
Aug22	16.25	28.05
Q2-22	11.50	35.55
Q3-22	16.25	28.22
Q4-22	18.33	26.13
Q1-23	18.50	25.30
CAL23	20.75	25.49



### Contact US:

**Luke Longhurst**

Email: lukel@freightinvestor.com

Mobile: (+44) 7966 968761

**Jessie Deng**

Email: jessied@freightinvestor.com

Mobile: (+86) 13524516743

**Ricky Forman**

Email: rickyf@freightinvestor.com

Mobile: (+44) 7868 708719

**Jarryd Smith**

Email: jarryds@freightinvestor.com

Mobile: (+65) 8798 4987

**Sam Twyford**

Email: samt@freightinvestor.com

Mobile: (+44) 7729 118643

The information provided in this communication is not intended for retail clients. It is general in nature only and does not constitute advice or an offer to sell, or the solicitation of an offer to purchase any swap or other financial instruments, nor constitute any recommendation on our part. The information has been prepared without considering your investment objectives, financial situation, or knowledge and experience. This material is not a research report and is not intended as such. FIS is not responsible for any trading decisions taken based on this communication. Trading swaps and over-the-counter derivatives, exchange-traded derivatives, and options involve substantial risk and are not suitable for all investors. You are advised to perform an independent investigation to determine whether a transaction is suitable for you. No part of this material may be copied or duplicated in any form by any means or redistributed without our prior written consent. Freight Investor Services Ltd (FIS) is authorised and regulated by the Financial Conduct Authority (FRN: 211452) and is a member of the National Futures Association ("NFA"). Freight Investor Services PTE Ltd ('FIS PTE') is a private limited company, incorporated and registered in Singapore with company number 200603922G, and has subsidiary offices in India and Shanghai. Freight Investor Solutions DMCC ('FIS DMCC') is a private limited company, incorporated and registered in Dubai with company number DMCC1225. Further information about FIS including