

FIS Container Report

info@freightinvestor.com | freightinvestorservices.com | (+44) 20 7090 1120

21/02/2022

Evening Commentary

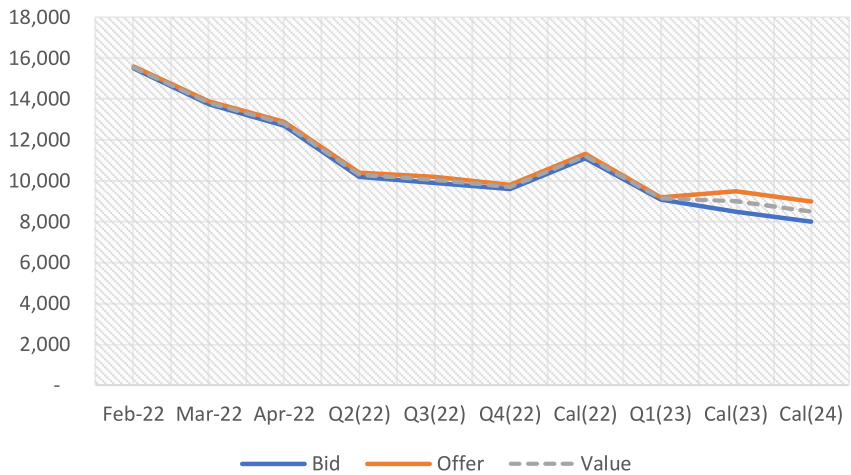
There were 3 changes to FBX spot rates today, all ticking lower. On the backhaul FBX02 and FBX12 both ticked lower (both now at the low of the year to date). The other rate that adjusted was on the transatlantic FBX22 (Europe-N America E coast) which ticked \$35 lower to \$6861/FEU. Bumps and accidents - news that the 6,350 TEU *Marcos V* lost 26 containers overboard off the coast of the Netherlands on 19 February (Container News), no doubt in part due to Storm Eunice. On 20 February CU Lines boxship *OSG Admiral* was hit by a bulk carrier while docked in Taiwan's Taichung port (Container News). The situation in Eastern Europe continues to influence and occupy the attention of wider markets, with claims and counter claims plus information/dis-information in the mix. There is also an eye on covid restrictions being lifted in various countries allowing easier international travel; if it continues this trend may help ease the pressure on crew changes to some extent going forwards.

FBX01 China/East Asia to North America West Coast

US Dollars per FEU

Indicative Forward Curve

Period	Bid	Offer	Value
Feb-22	15,500	15,600	15,550
Mar-22	13,750	13,900	13,825
Apr-22	12,700	12,900	12,800
Q2(22)	10,200	10,400	10,300
Q3(22)	9,900	10,200	10,050
Q4(22)	9,600	9,800	9,700
Cal(22)	11,100	11,325	11,213
Q1(23)	9,100	9,200	9,150
Cal(23)	8,500	9,500	9,000
Cal(24)	8,000	9,000	8,500
Current Spot		15,511.00	
Month to Date		15,369.80	
Year to Date		15,044.60	

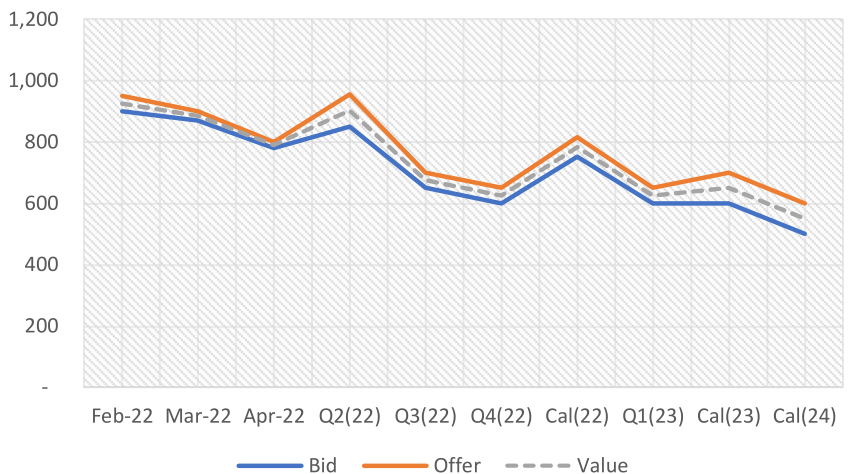


FBX02 North America West Coast to China/East Asia

US Dollars per FEU

Indicative Forward Curve

Period	Bid	Offer	Value
Feb-22	900	950	925
Mar-22	870	900	885
Apr-22	780	800	790
Q2(22)	850	955	903
Q3(22)	650	700	675
Q4(22)	600	650	625
Cal(22)	752	815	784
Q1(23)	600	650	625
Cal(23)	600	700	650
Cal(24)	500	600	550
Current Spot		919.00	-17
Month to Date		1,008.87	
Year to Date		1,052.71	

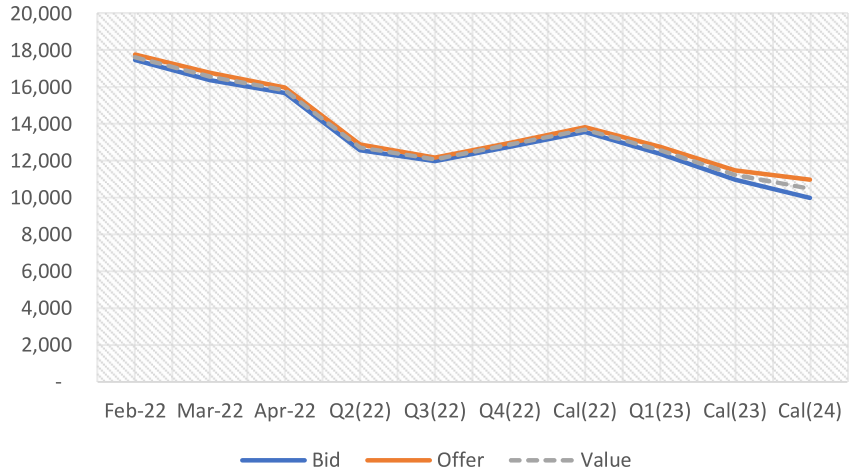


FBX03 China/East Asia to North America East Coast

US Dollars per FEU

Indicative Forward Curve

Period	Bid	Offer	Value
Feb-22	17,500	17,800	17,650
Mar-22	16,400	16,800	16,600
Apr-22	15,700	16,000	15,850
Q2(22)	12,600	12,900	12,750
Q3(22)	12,000	12,200	12,100
Q4(22)	12,800	13,000	12,900
Cal(22)	13,590	13,850	13,720
Q1(23)	12,400	12,800	12,600
Cal(23)	11,000	11,500	11,250
Cal(24)	10,000	11,000	10,500
Current Spot		17,886.00	
Month to Date		17,232.67	
Year to Date		17,108.80	

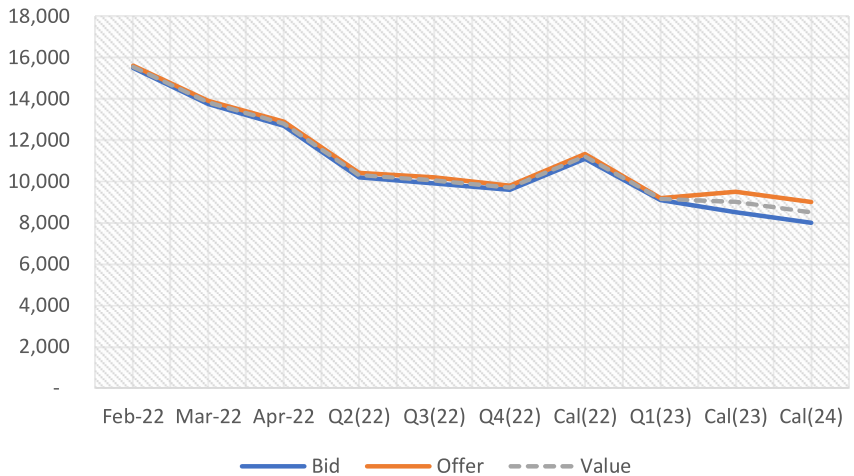


FBX11 China/East Asia to North Europe

US Dollars per FEU

Indicative Forward Curve

Period	Bid	Offer	Value
Feb-22	14,200	14,400	14,300
Mar-22	13,250	13,350	13,300
Apr-22	12,900	13,200	13,050
Q2(22)	10,400	10,700	10,550
Q3(22)	9,000	9,500	9,250
Q4(22)	8,500	9,000	8,750
Cal(22)	10,400	10,780	10,590
Q1(23)	7,300	7,500	7,400
Cal(23)	8,200	8,400	8,300
Cal(24)	6,500	7,500	7,000
Current Spot		14,269.00	
Month to Date		14,474.93	
Year to Date		14,543.89	

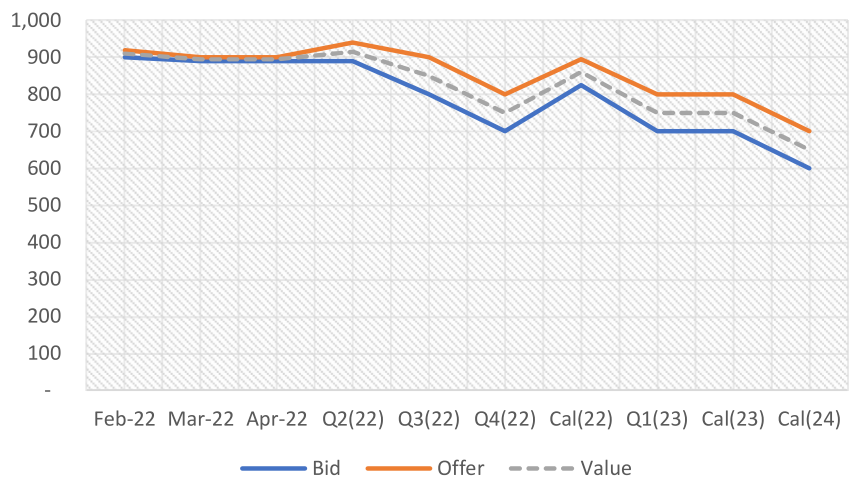


FBX12 North Europe to China/East Asia

US Dollars per FEU

Indicative Forward Curve

Period	Bid	Offer	Value
Feb-22	900	920	910
Mar-22	890	900	895
Apr-22	890	900	895
Q2(22)	890	940	915
Q3(22)	800	900	850
Q4(22)	700	800	750
Cal(22)	825	895	860
Q1(23)	700	800	750
Cal(23)	700	800	750
Cal(24)	600	700	650
Current Spot		886.00	-21
Month to Date		959.87	
Year to Date		1,017.74	

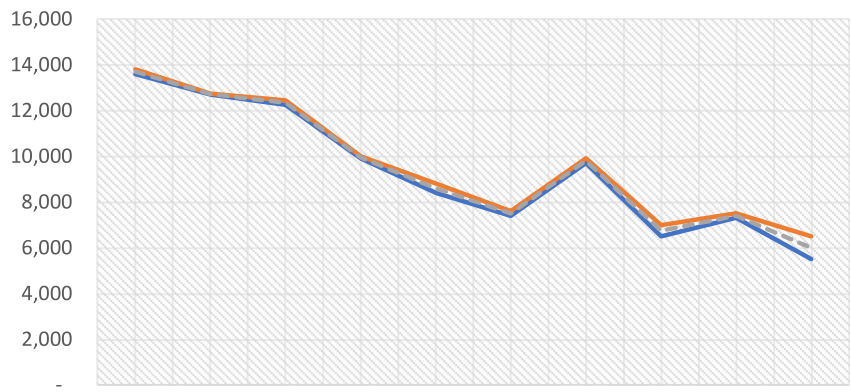


FBX13 China/East Asia to the Mediterranean

US Dollars per FEU

Indicative Forward Curve

Period	Bid	Offer	Value
Feb-22	13,600	13,800	13,700
Mar-22	12,700	12,750	12,725
Apr-22	12,250	12,450	12,350
Q2(22)	9,900	10,000	9,950
Q3(22)	8,400	8,800	8,600
Q4(22)	7,400	7,600	7,500
Cal(22)	9,700	9,910	9,805
Q1(23)	6,500	7,000	6,750
Cal(23)	7,300	7,500	7,400
Cal(24)	5,500	6,500	6,000



Current Spot	13,974.00	
Month to Date	13,881.93	
Year to Date	13,868.29	

Feb-22 Mar-22 Apr-22 Q2(22) Q3(22) Q4(22) Cal(22) Q1(23) Cal(23) Cal(24)

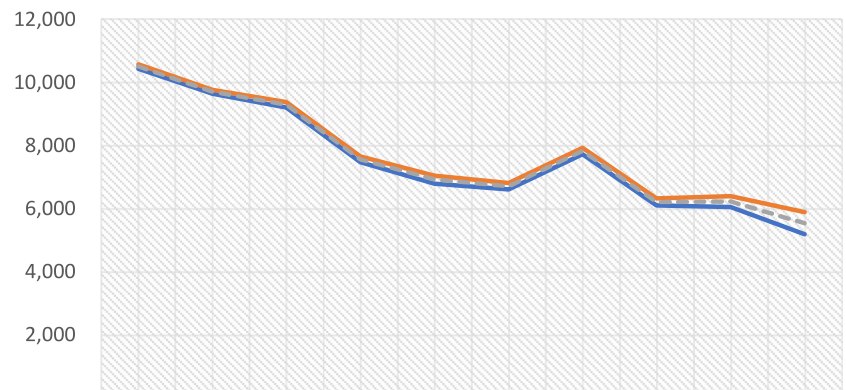
— Bid — Offer - - - Value

Indicative Basket (Including FBX01,02,03,11,12,13)

US Dollars per FEU

Indicative Forward Curve

Period	Bid	Offer	Value
Feb-22	10,433	10,578	10,506
Mar-22	9,643	9,767	9,705
Apr-22	9,203	9,375	9,289
Q2(22)	7,473	7,649	7,561
Q3(22)	6,792	7,050	6,921
Q4(22)	6,600	6,808	6,704
Cal(22)	7,728	7,929	7,829
Q1(23)	6,100	6,325	6,213
Cal(23)	6,050	6,400	6,225
Cal(24)	5,183	5,883	5,533



Current Spot	10,574.17	
Month to Date	10,488.01	
Year to Date	10,439.34	

Feb-22 Mar-22 Apr-22 Q2(22) Q3(22) Q4(22) Cal(22) Q1(23) Cal(23) Cal(24)

— Bid — Offer - - - Value

Peter Stallion

Container Freight Futures Desk

t: +44 (0) 20 7090 1125

m: +44 (0)7725 264085

e: PeterS@freightinvestor.com

The information provided in this communication is not intended for retail clients. It is general in nature only and does not constitute advice or an offer to sell, or the solicitation of an offer to purchase any swap or other financial instruments, nor constitute any recommendation on our part. The information has been prepared without considering your investment objectives, financial situation, or knowledge and experience. This material is not a research report and is not intended as such. FIS is not responsible for any trading decisions taken based on this communication. Trading swaps and over-the-counter derivatives, exchange-traded derivatives, and options involve substantial risk and are not suitable for all investors. You are advised to perform an independent investigation to determine whether a transaction is suitable for you. No part of this material may be copied or duplicated in any form by any means or redistributed without our prior written consent. Freight Investor Services Ltd (FIS) is authorised and regulated by the Financial Conduct Authority (FRN: 211452) and is a member of the National Futures Association ("NFA"). Freight Investor Services PTE Ltd ('FIS PTE') is a private limited company, incorporated and registered in Singapore with company number 200603922G, and has subsidiary offices in India and Shanghai. Freight Investor Solutions DMCC ('FIS DMCC') is a private limited company, incorporated and registered in Dubai with company number DMCC1225. Further information about FIS including the location of its offices can be found on our website