

FIS Fuel Oil Daily Evening Report

London +44 20 7090 1134 - info@freightinvestor.com | Singapore +65 6535 5189 - info@freightinvestor.asia | Shanghai +86 21 63012568

22 February 2022

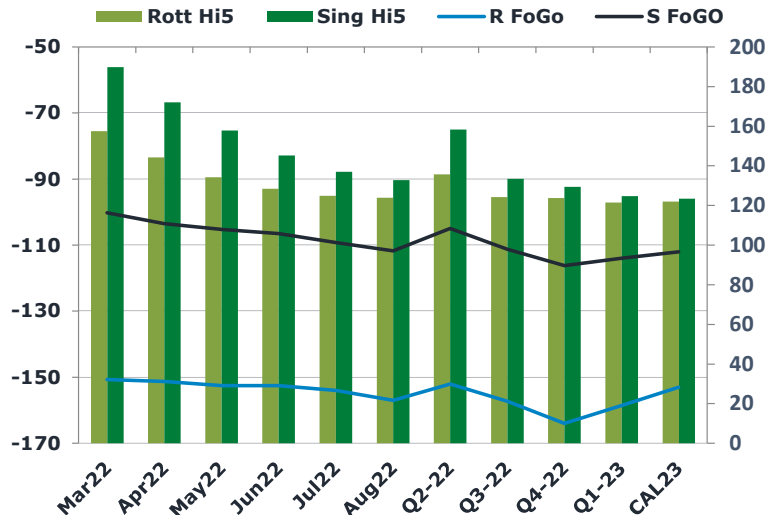
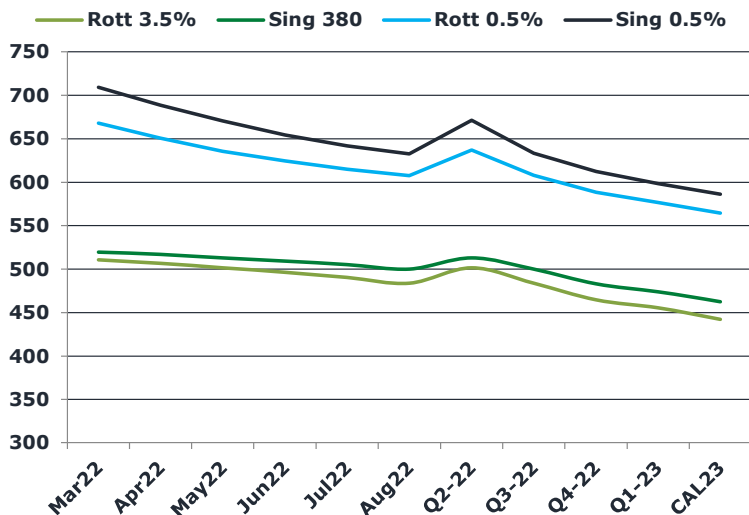
Oil and Energy Market News

Brent crude oil front month futures ended the day up 1.6% printing \$96.49 at 1630BST. Highs in the day reached \$99.50 and lows touched \$95.81.

Brent

96.49

	Barges 3.5 %	Sing 380cst	Rott 0.5%	Sing 0.5%	Sing Hi5
Mar22	510.45	519.45	667.90	709.20	190
Apr22	506.45	516.70	650.65	688.70	172
May22	501.45	512.70	635.65	670.45	158
Jun22	496.20	509.20	624.65	654.45	145
Jul22	490.20	504.95	615.15	641.95	137
Aug22	483.70	499.95	607.65	632.70	133
Q2-22	501.35	512.85	637.00	671.20	158
Q3-22	483.62	499.78	607.90	633.28	134
Q4-22	464.62	482.95	588.40	612.37	129
Q1-23	455.20	473.70	576.65	598.45	125
CAL23	442.16	462.47	564.21	585.95	123



Fuel Oil Market News

The front crack opened at -12.70 this morning with the front Barges crack ended the day printing -13.20. The Cal 22 crack was valued at -11.80.

The Singapore 0.5% crack ended the day trading at 18.10, with the Rott 0.5% crack printing 11.60 on both front months, respectively.

	Rott GOFO	Sing GOFO	R FoGo	S FoGO	Rott Hi5
Mar22	308.23	289.98	-150.75	-100.25	157
Apr22	295.54	275.59	-151.25	-103.50	144
May22	286.76	263.05	-152.50	-105.25	134
Jun22	280.95	251.80	-152.50	-106.50	128
Jul22	279.04	246.37	-154.00	-109.25	125
Aug22	280.93	244.51	-157.00	-111.75	124
Q2-22	287.75	263.44	-152.00	-105.00	136
Q3-22	281.60	244.83	-157.25	-111.25	124
Q4-22	287.67	245.64	-164.00	-116.25	124
Q1-23	279.90	238.85	-158.50	-114.00	121
CAL23	274.97	235.38	-153.00	-112.00	122

FIS Fuel Oil Daily Evening Report

London +44 20 7090 1134 - info@freightinvestor.com | Singapore +65 6535 5189 - info@freightinvestor.asia | Shanghai +86 21 63012568

22 February 2022

TIME SPREADS FUEL

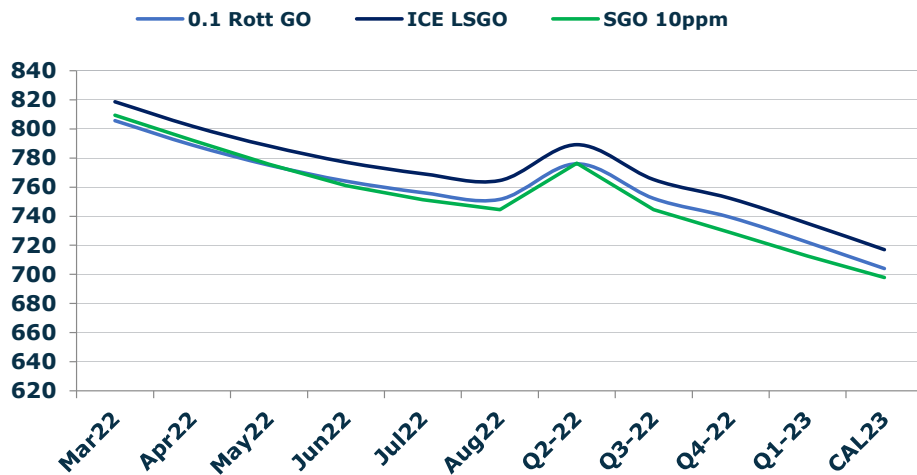
	Barges 3.5	S 380	Rott 0.5%	Sing 0.5%
Mar22/Apr22	4.00	2.75	17.25	20.50
Apr22/May22	5.00	4.00	15.00	18.25
May22/Jun22	5.25	3.50	11.00	16.00
Jun22/Jul22	6.00	4.25	9.50	12.50
Jul22/Aug22	6.50	5.00	7.50	9.25
Q2-22/Q3-22	17.73	13.07	29.10	37.92
Q3-22/Q4-22	19.00	16.83	19.50	20.92
Q4-22/Q1-23	9.42	9.25	11.75	13.92
CAL23/CAL24	26.00	24.50	38.1	24.98

GASOIL CURVES

	Rott 0.1	SGO 10ppm	ICE GO
Mar22	805.7	809.4	818.7
Apr22	789.0	792.3	802.0
May22	775.2	775.8	788.2
Jun22	764.1	761.0	777.1
Jul22	756.2	751.3	769.2
Aug22	751.6	744.5	764.6
Q2-22	776.1	776.3	789.1
Q3-22	752.2	744.6	765.2
Q4-22	739.3	728.6	752.3
Q1-23	722.1	712.6	735.1
CAL23	704.1	697.9	717.1

EW SPREAD

	EW380	EW0.5%
Mar22	9.00	41.30
Apr22	10.25	38.05
May22	11.25	34.80
Jun22	13.00	29.80
Jul22	14.75	26.80
Aug22	16.25	25.05
Q2-22	11.50	34.20
Q3-22	16.17	25.38
Q4-22	18.33	23.97
Q1-23	18.50	21.80
CAL23	20.00	21.74



Contact US:

Luke Longhurst

Email: lukel@freightinvestor.com

Mobile: (+44) 7966 968761

Ricky Forman

Email: rickyf@freightinvestor.com

Mobile: (+44) 7868 708719

Sam Twyford

Email: samt@freightinvestor.com

Mobile: (+44) 7729 118643

Jessie Deng

Email: jessied@freightinvestor.com

Mobile: (+86) 13524516743

Jarryd Smith

Email: jarryds@freightinvestor.com

Mobile: (+65) 8798 4987

The information provided in this communication is not intended for retail clients. It is general in nature only and does not constitute advice or an offer to sell, or the solicitation of an offer to purchase any swap or other financial instruments, nor constitute any recommendation on our part. The information has been prepared without considering your investment objectives, financial situation, or knowledge and experience. This material is not a research report and is not intended as such. FIS is not responsible for any trading decisions taken based on this communication. Trading swaps and over-the-counter derivatives, exchange-traded derivatives, and options involve substantial risk and are not suitable for all investors. You are advised to perform an independent investigation to determine whether a transaction is suitable for you. No part of this material may be copied or duplicated in any form by any means or redistributed without our prior written consent. Freight Investor Services Ltd (FIS) is authorised and regulated by the Financial Conduct Authority (FRN: 211452) and is a member of the National Futures Association ("NFA"). Freight Investor Services PTE Ltd ('FIS PTE') is a private limited company, incorporated and registered in Singapore with company number 200603922G, and has subsidiary offices in India and Shanghai. Freight Investor Solutions DMCC ('FIS DMCC') is a private limited company, incorporated and registered in Dubai with company number DMCC1225. Further information about FIS including