

FIS Fuel Oil Daily Evening Report

London +44 20 7090 1134 - info@freightinvestor.com | Singapore +65 6535 5189 - info@freightinvestor.asia | Shanghai +86 21 63012568

28 February 2022

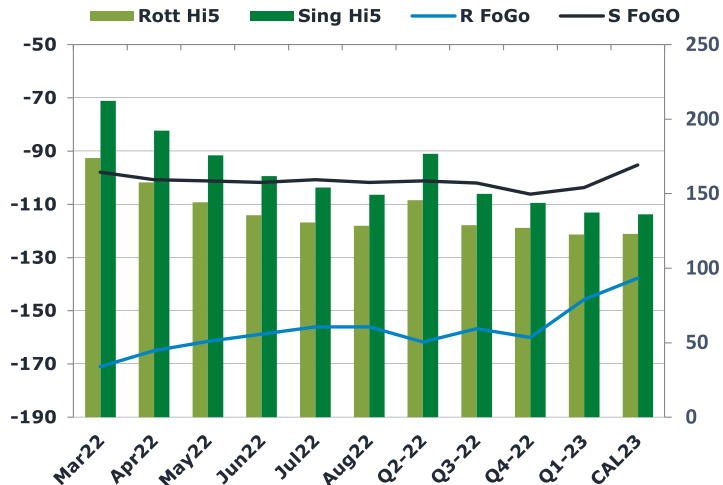
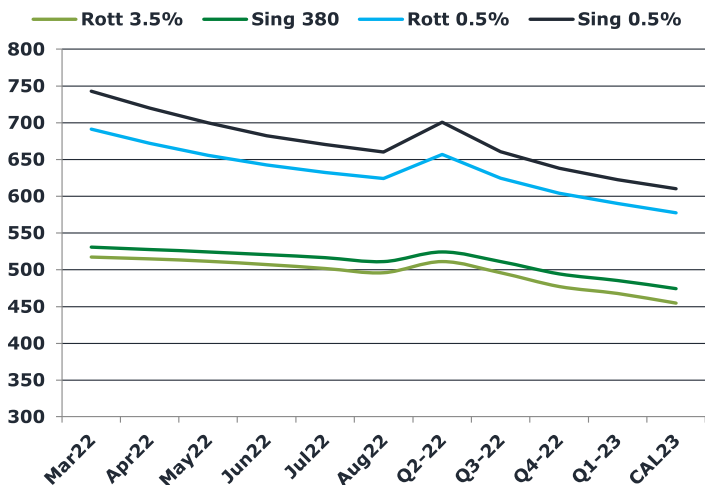
Oil and Energy Market News

Brent crude oil front month futures ended the day up 3% printing \$97.44 at 1630BST. Highs in the day reached \$101.28 and lows touched \$96.34.

Brent

97.44

	Barges 3.5 %	Sing 380cst	Rott 0.5%	Sing 0.5%	Sing Hi5
Mar22	517.05	530.55	691.00	742.80	212
Apr22	514.80	527.55	672.25	719.80	192
May22	511.55	524.05	655.75	699.80	176
Jun22	507.05	520.55	642.50	682.30	162
Jul22	501.80	516.30	632.50	670.30	154
Aug22	495.80	511.05	624.25	660.30	149
Q2-22	511.15	524.05	656.85	700.65	177
Q3-22	495.72	511.05	624.67	660.80	150
Q4-22	477.22	494.47	604.17	638.22	144
Q1-23	467.55	485.30	590.08	622.63	137
CAL23	454.51	474.07	577.58	610.24	136



Fuel Oil Market News

The front crack opened at -16.5 this morning with the front Barges crack ended the day printing -15.90 The Cal 23 crack was valued at -12.5.

The Singapore 0.5% crack ended the day trading at 19.65, with the Rott 0.5% crack printing 11.50 on both front months, respectively.

	Rott GOFO	Sing GOFO	R FoGo	S FoGO	Rott Hi5
Mar22	344.94	310.19	-171.00	-98.00	174
Apr22	322.44	292.92	-165.00	-100.75	157
May22	305.70	277.05	-161.50	-101.25	144
Jun22	294.17	263.42	-158.75	-101.75	135
Jul22	286.75	254.63	-156.00	-100.75	131
Aug22	284.45	250.94	-156.00	-101.75	128
Q2-22	307.40	277.94	-161.75	-101.25	146
Q3-22	285.69	251.69	-156.75	-102.00	129
Q4-22	287.02	250.02	-160.00	-106.25	127
Q1-23	268.35	241.06	-145.75	-103.75	123
CAL23	260.93	231.39	-137.75	-95.25	123

FIS Fuel Oil Daily Evening Report

London +44 20 7090 1134 - info@freightinvestor.com | Singapore +65 6535 5189 - info@freightinvestor.asia | Shanghai +86 21 63012568

28 February 2022

TIME SPREADS FUEL

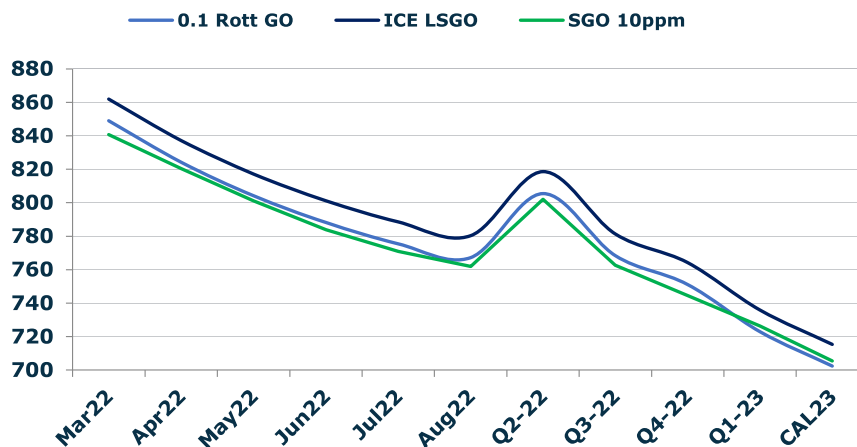
	Barges 3.5	S 380	Rott 0.5%	Sing 0.5%
Mar22/Apr22	2.25	3.00	18.75	23.00
Apr22/May22	3.25	3.50	16.50	20.00
May22/Jun22	4.50	3.50	13.25	17.50
Jun22/Jul22	5.25	4.25	10.00	12.00
Jul22/Aug22	6.00	5.25	8.25	10.00
Q2-22/Q3-22	15.43	13.00	32.18	39.85
Q3-22/Q4-22	18.50	16.58	20.50	22.58
Q4-22/Q1-23	9.67	9.17	14.08	15.58
CAL23/CAL24	22.50	20.00	35.6	33.17

GASOIL CURVES

	Rott 0.1	SGO 10ppm	ICE GO
Mar22	849.0	840.7	862.0
Apr22	824.2	820.5	837.2
May22	804.3	801.1	817.3
Jun22	788.2	784.0	801.2
Jul22	775.5	770.9	788.5
Aug22	767.3	762.0	780.3
Q2-22	805.6	802.0	818.6
Q3-22	768.4	762.7	781.4
Q4-22	751.2	744.5	764.2
Q1-23	722.9	726.4	735.9
CAL23	702.4	705.5	715.4

EW SPREAD

	EW380	EW0.5%
Mar22	13.50	51.80
Apr22	12.75	47.55
May22	12.50	44.05
Jun22	13.50	39.80
Jul22	14.50	37.80
Aug22	15.25	36.05
Q2-22	12.90	43.80
Q3-22	15.33	36.13
Q4-22	17.25	34.05
Q1-23	17.75	32.55
CAL23	20.00	32.65



Contact US:

Luke Longhurst

Email: lukel@freightinvestor.com

Mobile: (+44) 7966 968761

Jessie Deng

Email: jessied@freightinvestor.com

Mobile: (+86) 13524516743

Ricky Forman

Email: rickyf@freightinvestor.com

Mobile: (+44) 7868 708719

Jarryd Smith

Email: jarryds@freightinvestor.com

Mobile: (+65) 8798 4987

Sam Twyford

Email: samt@freightinvestor.com

Mobile: (+44) 7729 118643

The information provided in this communication is not intended for retail clients. It is general in nature only and does not constitute advice or an offer to sell, or the solicitation of an offer to purchase any swap or other financial instruments, nor constitute any recommendation on our part. The information has been prepared without considering your investment objectives, financial situation, or knowledge and experience. This material is not a research report and is not intended as such. FIS is not responsible for any trading decisions taken based on this communication. Trading swaps and over-the-counter derivatives, exchange-traded derivatives, and options involve substantial risk and are not suitable for all investors. You are advised to perform an independent investigation to determine whether a transaction is suitable for you. No part of this material may be copied or duplicated in any form by any means or redistributed without our prior written consent. Freight Investor Services Ltd (FIS) is authorised and regulated by the Financial Conduct Authority (FRN: 211452) and is a member of the National Futures Association ("NFA"). Freight Investor Services PTE Ltd ('FIS PTE') is a private limited company, incorporated and registered in Singapore with company number 200603922G, and has subsidiary offices in India and Shanghai. Freight Investor Solutions DMCC ('FIS DMCC') is a private limited company, incorporated and registered in Dubai with company number DMCC1225. Further information about FIS including the location of its offices can be found on our website at freightinvestorservices.com