

FIS Container Report

info@freightinvestor.com | freightinvestorservices.com | (+44) 20 7090 1120

01/03/2022

Evening Commentary

Spot rates adjusted across the board today with 8 changes to route prices. On the transpac headhauls FBX03 continued its climb higher. On the transpac backhaul FBX04 ticked \$32 lower to \$1014/FEU. On European routes prices all moved lower on both the fronthauls and backhauls with FBX11 to North Europe the main mover down. FBX12 and FBX13 were also lower as per below and FBX14 backhaul (Med to Asia) down \$39 to \$1389/FEU. On the transatlantic runs prices ticked higher with FBX22 (Europe to N Amer E coast) up just \$2 to \$6886/FEU and FBX24 (Europe to S Amer E coast) climbing \$21 to \$2702/FEU. Forward prices moved lower on longer dated and CAL24 rates. The White House continues to zero in on high shipping rates and the knock on costs to consumers. The fall-out from the Eastern European conflict continues with Russia fast becoming a no-go zone for shipping and air freight – the knock on effects of which will be felt for some time to come as sanctions further bite.

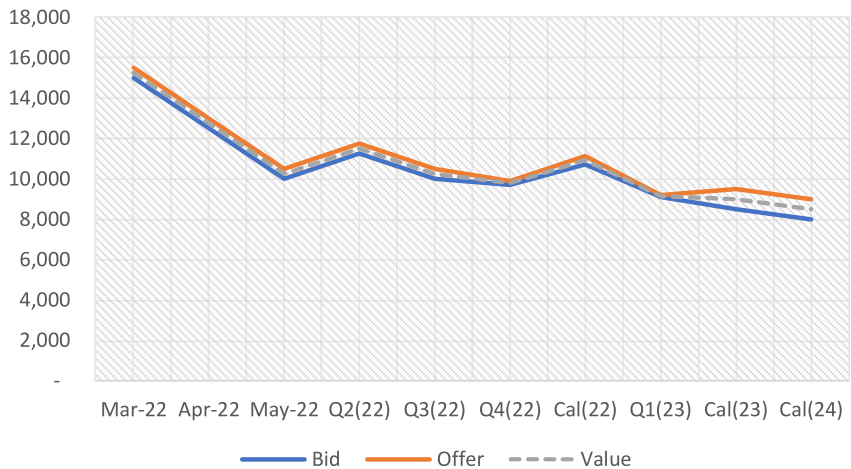
- Biden expands antitrust enforcement and calls for Shipping Act reform (Maritime Exec)
- Sanctions concern: Maersk and MSC suspend bookings to and from Russia (TradeWinds)
- Air freight: eastbound rates soar as Euro carriers suspend or re-route (Loadstar)
- Russian invasion could disrupt microchip manufacturing, wheat supply (Maritime Exec)

FBX01 China/East Asia to North America West Coast

US Dollars per FEU

Indicative Forward Curve

Period	Bid	Offer	Value
Mar-22	15,000	15,500	15,250
Apr-22	12,500	13,000	12,750
May-22	10,000	10,500	10,250
Q2(22)	11,250	11,750	11,500
Q3(22)	10,000	10,500	10,250
Q4(22)	9,700	9,900	9,800
Cal(22)	10,730	11,130	10,930
Q1(23)	9,100	9,200	9,150
Cal(23)	8,500	9,500	9,000
Cal(24)	8,000	9,000	8,500
Current Spot	16,155.00		
Month to Date	15,424.29		
Year to Date	15,191.39		

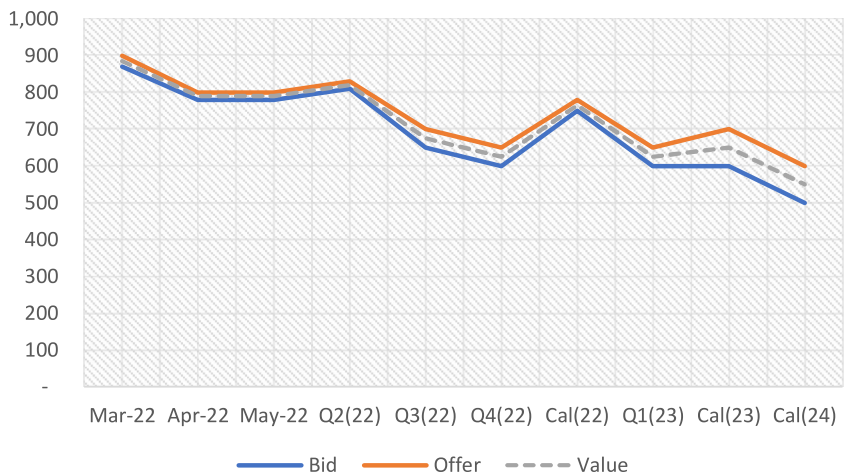


FBX02 North America West Coast to China/East Asia

US Dollars per FEU

Indicative Forward Curve

Period	Bid	Offer	Value
Mar-22	870	900	885
Apr-22	780	800	790
May-22	780	800	790
Q2(22)	810	830	820
Q3(22)	650	700	675
Q4(22)	600	650	625
Cal(22)	750	780	765
Q1(23)	600	650	625
Cal(23)	600	700	650
Cal(24)	500	600	550
Current Spot	963.00		
Month to Date	998.29		
Year to Date	1,034.61		

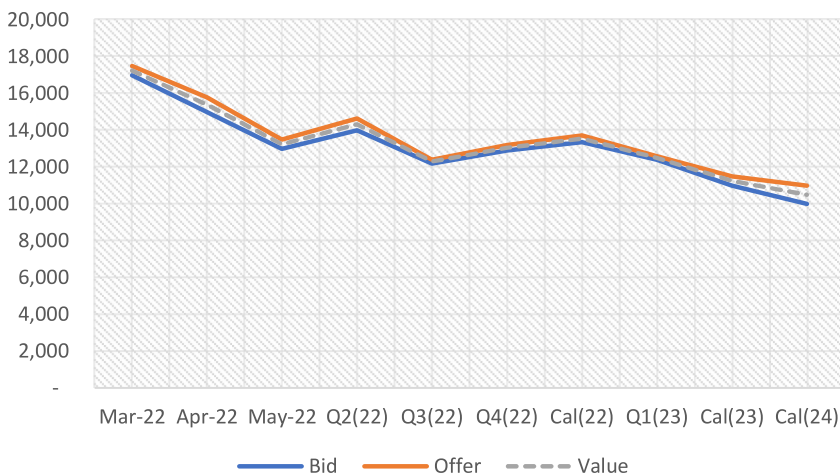


FBX03 China/East Asia to North America East Coast

US Dollars per FEU

Indicative Forward Curve

Period	Bid	Offer	Value
Mar-22	17,000	17,500	17,250
Apr-22	15,000	15,800	15,400
May-22	13,000	13,500	13,250
Q2(22)	14,000	14,650	14,325
Q3(22)	12,200	12,400	12,300
Q4(22)	12,900	13,200	13,050
Cal(22)	13,360	13,730	13,545
Q1(23)	12,400	12,600	12,500
Cal(23)	11,000	11,500	11,250
Cal(24)	10,000	11,000	10,500
Current Spot		18,250.00	+141
Month to Date		17,322.65	
Year to Date		17,253.17	

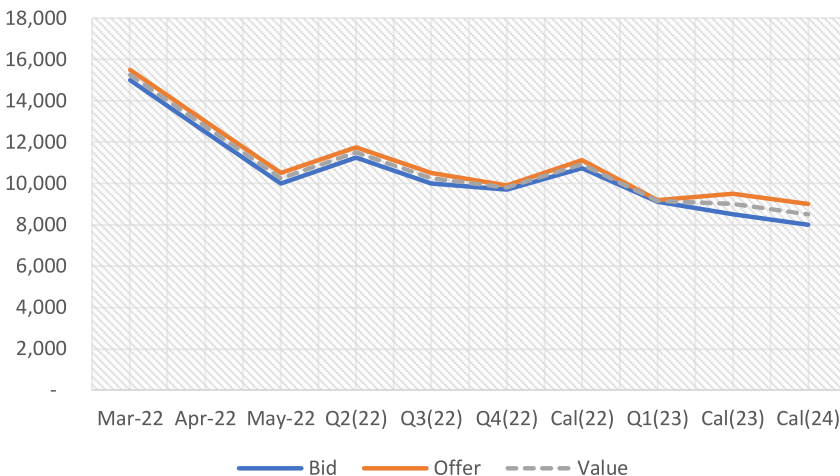


FBX11 China/East Asia to North Europe

US Dollars per FEU

Indicative Forward Curve

Period	Bid	Offer	Value
Mar-22	13,300	13,500	13,400
Apr-22	12,600	12,600	12,600
May-22	9,500	9,600	9,550
Q2(22)	11,050	11,100	11,075
Q3(22)	9,000	9,500	9,250
Q4(22)	8,500	9,000	8,750
Cal(22)	10,780	11,020	10,900
Q1(23)	7,300	7,500	7,400
Cal(23)	7,800	7,900	7,850
Cal(24)	6,500	7,500	7,000
Current Spot		13,509.00	-539
Month to Date		14,450.71	
Year to Date		14,474.34	

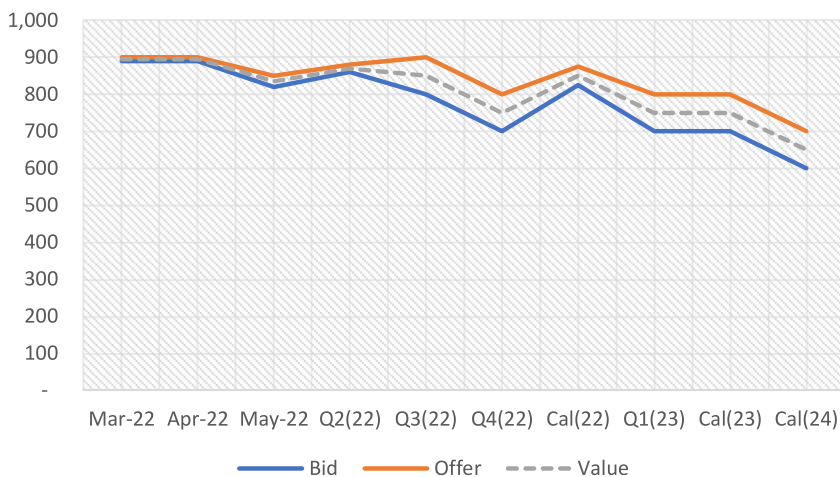


FBX12 North Europe to China/East Asia

US Dollars per FEU

Indicative Forward Curve

Period	Bid	Offer	Value
Mar-22	890	900	895
Apr-22	890	900	895
May-22	820	850	835
Q2(22)	860	880	870
Q3(22)	800	900	850
Q4(22)	700	800	750
Cal(22)	825	875	850
Q1(23)	700	800	750
Cal(23)	700	800	750
Cal(24)	600	700	650
Current Spot		864.00	-22
Month to Date		951.18	
Year to Date		997.93	

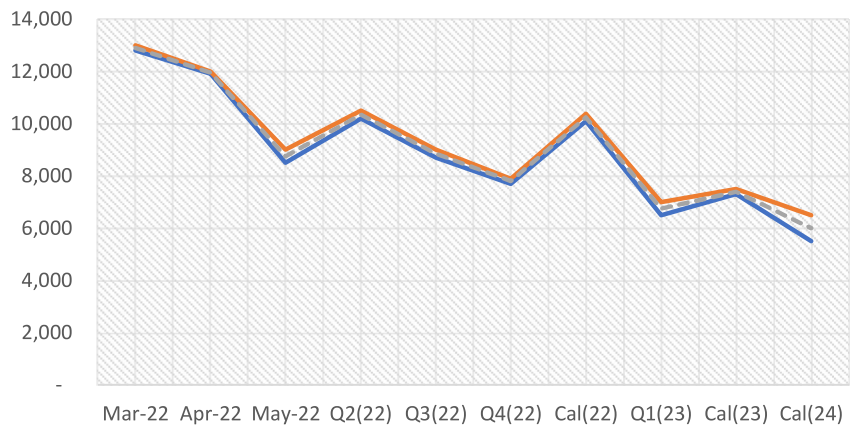


FBX13 China/East Asia to the Mediterranean

US Dollars per FEU

Indicative Forward Curve

Period	Bid	Offer	Value
Mar-22	12,800	13,000	12,900
Apr-22	11,900	12,000	11,950
May-22	8,500	9,000	8,750
Q2(22)	10,200	10,500	10,350
Q3(22)	8,700	9,000	8,850
Q4(22)	7,700	7,900	7,800
Cal(22)	10,100	10,375	10,238
Q1(23)	6,500	7,000	6,750
Cal(23)	7,300	7,500	7,400
Cal(24)	5,500	6,500	6,000



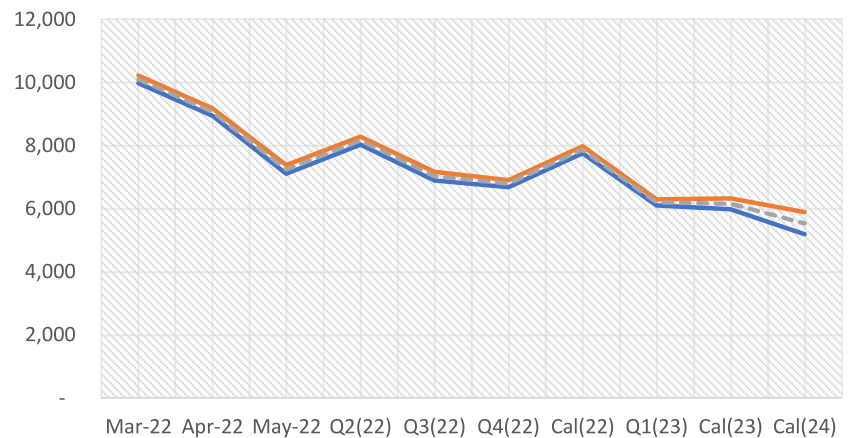
Current Spot	13,825.00	-130
Month to Date	13,892.76	
Year to Date	13,879.95	

Indicative Basket (Including FBX01,02,03,11,12,13)

US Dollars per FEU

Indicative Forward Curve

Period	Bid	Offer	Value
Mar-22	9,977	10,217	10,097
Apr-22	8,945	9,183	9,064
May-22	7,100	7,375	7,238
Q2(22)	8,028	8,285	8,157
Q3(22)	6,892	7,167	7,029
Q4(22)	6,683	6,908	6,796
Cal(22)	7,758	7,985	7,871
Q1(23)	6,100	6,292	6,196
Cal(23)	5,983	6,317	6,150
Cal(24)	5,183	5,883	5,533



Current Spot	10,594.33	
Month to Date	10,506.65	
Year to Date	10,471.90	

Peter Stallion

Container Freight Futures Desk

t: +44 (0) 20 7090 1125

m: +44 (0)7725 264085

e: PeterS@freightinvestor.com

The information provided in this communication is not intended for retail clients. It is general in nature only and does not constitute advice or an offer to sell, or the solicitation of an offer to purchase any swap or other financial instruments, nor constitute any recommendation on our part. The information has been prepared without considering your investment objectives, financial situation, or knowledge and experience. This material is not a research report and is not intended as such. FIS is not responsible for any trading decisions taken based on this communication. Trading swaps and over-the-counter derivatives, exchange-traded derivatives, and options involve substantial risk and are not suitable for all investors. You are advised to perform an independent investigation to determine whether a transaction is suitable for you. No part of this material may be copied or duplicated in any form by any means or redistributed without our prior written consent. Freight Investor Services Ltd (FIS) is authorised and regulated by the Financial Conduct Authority (FRN: 211452) and is a member of the National Futures Association ("NFA"). Freight Investor Services PTE Ltd ('FIS PTE') is a private limited company, incorporated and registered in Singapore with company number 200603922G, and has subsidiary offices in India and Shanghai. Freight Investor Solutions DMCC ('FIS DMCC') is a private limited company, incorporated and registered in Dubai with company number DMCC1225. Further information about FIS including the location of its offices can be found on our website at freightinvestorservices.com