

FIS Fuel Oil Daily Evening Report

London +44 20 7090 1134 - info@freightinvestor.com | Singapore +65 6535 5189 - info@freightinvestor.asia | Shanghai +86 21 63012568

01 March 2022

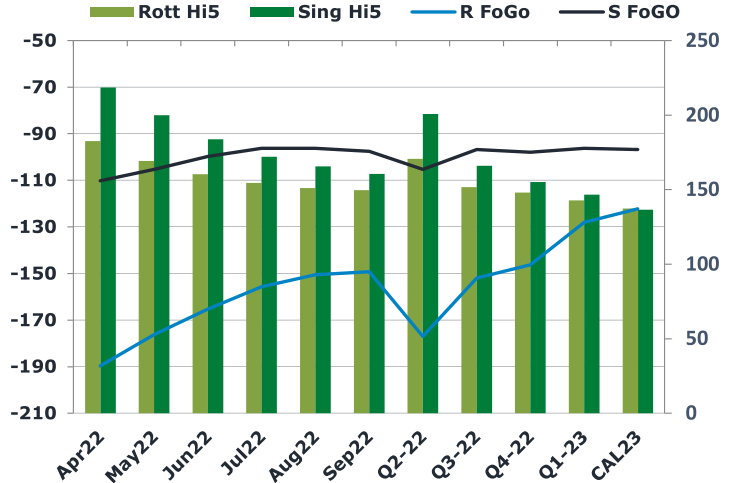
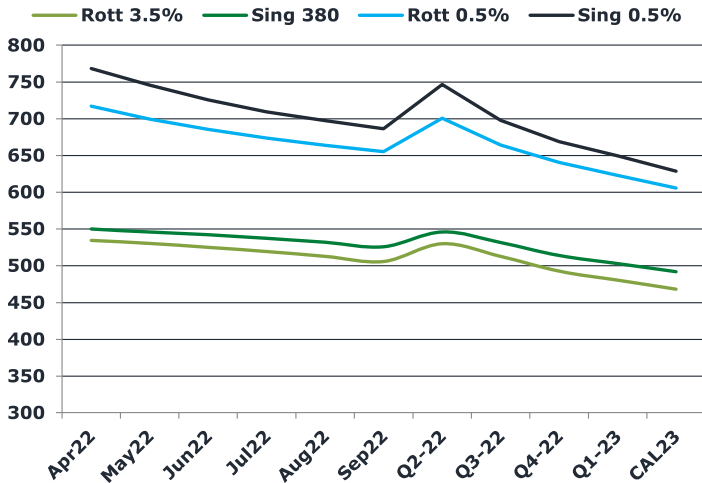
Oil and Energy Market News

Brent crude oil front month futures ended the day up 8.1% printing \$105.81 at 1630BST. Highs in the day reached \$106.80 and lows touched \$98.30.

Brent

105.81

	Barges 3.5 %	Sing 380cst	Rott 0.5%	Sing 0.5%	Sing Hi5
Apr22	534.35	549.85	716.90	768.35	219
May22	530.35	545.85	699.65	745.85	200
Jun22	525.10	542.10	685.40	725.85	184
Jul22	519.35	537.35	673.90	709.35	172
Aug22	512.85	531.85	663.90	697.35	166
Sep22	505.85	525.85	655.40	686.35	161
Q2-22	529.95	545.95	700.65	746.70	201
Q3-22	512.68	531.68	664.40	697.68	166
Q4-22	492.43	513.77	640.48	668.85	155
Q1-23	480.43	502.93	623.15	649.60	147
CAL23	468.08	492.02	605.44	628.58	137



Fuel Oil Market News

The front crack opened at -17.25 this morning with the front Barges crack ended the day printing -16.00 The Cal 23 crack was valued at -11.

The Singapore 0.5% crack ended the day trading at 19.65, with the Rott 0.5% crack printing 11.50 on both front months, respectively.

	Rott GOFO	Sing GOFO	R FoGo	S FoGO	Rott Hi5
Apr22	372.19	328.69	-189.75	-110.25	183
May22	345.53	305.13	-176.25	-105.25	169
Jun22	325.55	283.55	-165.25	-99.75	160
Jul22	310.28	268.18	-155.75	-96.25	155
Aug22	301.61	261.76	-150.50	-96.25	151
Sep22	298.90	258.08	-149.25	-97.50	150
Q2-22	347.75	305.96	-177.00	-105.25	171
Q3-22	303.59	262.67	-152.00	-96.75	152
Q4-22	294.20	253.03	-146.25	-98.00	148
Q1-23	270.78	243.00	-128.00	-96.25	143
CAL23	259.66	233.35	-122.25	-96.75	137

FIS Fuel Oil Daily Evening Report

London +44 20 7090 1134 - info@freightinvestor.com | Singapore +65 6535 5189 - info@freightinvestor.asia | Shanghai +86 21 63012568

01 March 2022

TIME SPREADS FUEL

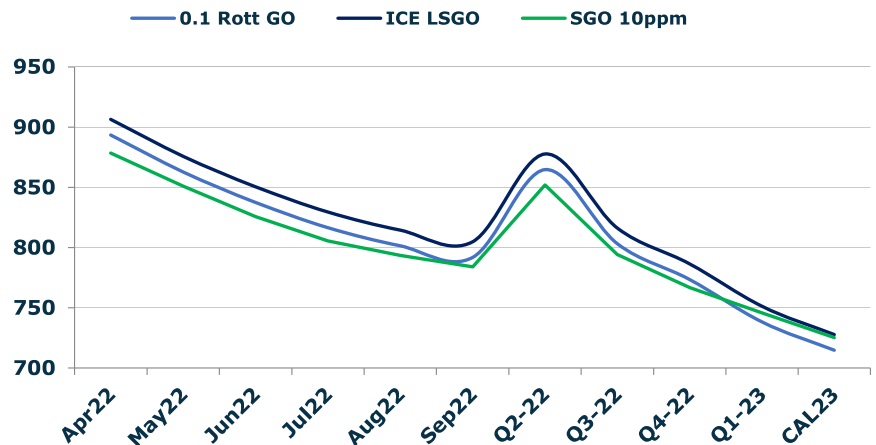
	Barges 3.5	S 380	Rott 0.5%	Sing 0.5%
Apr22/May22	4.00	4.00	17.25	22.50
May22/Jun22	5.25	3.75	14.25	20.00
Jun22/Jul22	5.75	4.75	11.50	16.50
Jul22/Aug22	6.50	5.50	10.00	12.00
Aug22/Sep22	7.00	6.00	8.50	11.00
Q2-22/Q3-22	17.27	14.27	36.25	49.02
Q3-22/Q4-22	20.25	17.92	23.92	28.83
Q4-22/Q1-23	12.00	10.83	17.33	19.25
CAL23/CAL24	27.75	34.00	45.1	50.56

GASOIL CURVES

	Rott 0.1	SGO 10ppm	ICE GO
Apr22	893.5	878.5	906.5
May22	862.9	851.0	875.9
Jun22	837.6	825.6	850.6
Jul22	816.6	805.5	829.6
Aug22	801.5	793.6	814.5
Sep22	791.8	783.9	804.8
Q2-22	864.7	851.9	877.7
Q3-22	803.3	794.4	816.3
Q4-22	773.6	766.8	786.6
Q1-23	738.2	745.9	751.2
CAL23	714.7	725.4	727.7

EW SPREAD

	EW380	EW0.5%
Apr22	15.50	51.45
May22	15.50	46.20
Jun22	17.00	40.45
Jul22	18.00	35.45
Aug22	19.00	33.45
Sep22	20.00	30.95
Q2-22	16.00	46.05
Q3-22	19.00	33.28
Q4-22	21.33	28.37
Q1-23	22.50	26.45
CAL23	21.25	23.14



Contact US:

Luke Longhurst

Email: lukel@freightinvestor.com

Mobile: (+44) 7966 968761

Jessie Deng

Email: jessied@freightinvestor.com

Mobile: (+86) 13524516743

Ricky Forman

Email: rickyf@freightinvestor.com

Mobile: (+44) 7868 708719

Jarryd Smith

Email: jarryds@freightinvestor.com

Mobile: (+65) 8798 4987

Sam Twyford

Email: samt@freightinvestor.com

Mobile: (+44) 7729 118643

The information provided in this communication is not intended for retail clients. It is general in nature only and does not constitute advice or an offer to sell, or the solicitation of an offer to purchase any swap or other financial instruments, nor constitute any recommendation on our part. The information has been prepared without considering your investment objectives, financial situation, or knowledge and experience. This material is not a research report and is not intended as such. FIS is not responsible for any trading decisions taken based on this communication. Trading swaps and over-the-counter derivatives, exchange-traded derivatives, and options involve substantial risk and are not suitable for all investors. You are advised to perform an independent investigation to determine whether a transaction is suitable for you. No part of this material may be copied or duplicated in any form by any means or redistributed without our prior written consent. Freight Investor Services Ltd (FIS) is authorised and regulated by the Financial Conduct Authority (FRN: 211452) and is a member of the National Futures Association ("NFA"). Freight Investor Services PTE Ltd ('FIS PTE') is a private limited company, incorporated and registered in Singapore with company number 200603922G, and has subsidiary offices in India and Shanghai. Freight Investor Solutions DMCC ('FIS DMCC') is a private limited company, incorporated and registered in Dubai with company number DMCC1225. Further information about FIS including the location of its offices can be found on our website at freightinvestorservices.com