



Fuel Oil Daily Evening Report

London +44 20 7090 1134 - info@freightinvestor.com | Singapore +65 6535 5189 - info@freightinvestor.asia | Shanghai +86 21 63012568

08 March 2022

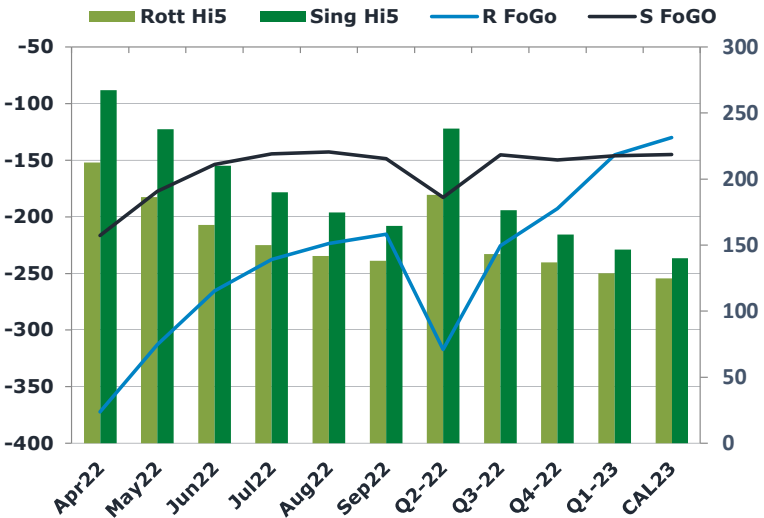
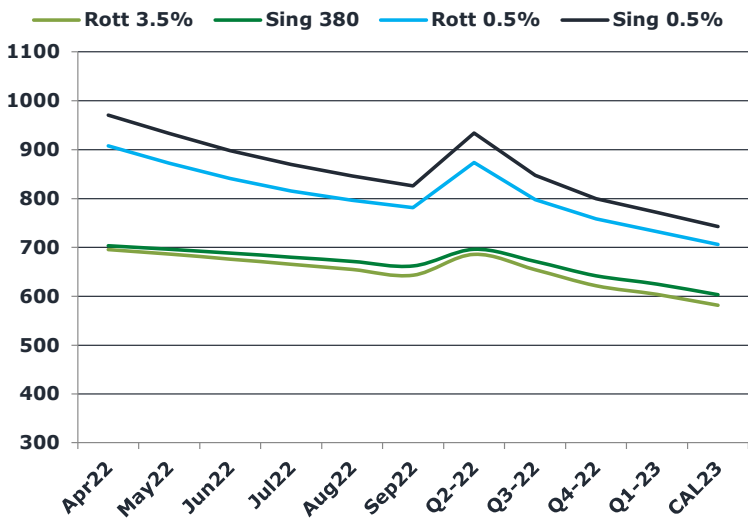
Oil and Energy Market News

Brent crude oil front month futures ended the day up 4% printing \$132.26 at 1630BST. Highs in the day reached \$133.15 and lows touched \$121.31

Brent

132.26

	Barges 3.5 %	Sing 380cst	Rott 0.5%	Sing 0.5%	Sing Hi5
Apr22	695.40	703.40	907.80	970.65	267
May22	685.90	695.90	872.30	933.65	238
Jun22	675.90	687.90	841.30	897.90	210
Jul22	665.40	679.90	815.30	869.90	190
Aug22	654.40	671.40	796.30	846.15	175
Sep22	643.15	661.65	781.30	826.15	165
Q2-22	685.75	695.75	873.80	934.05	238
Q3-22	654.32	670.98	797.63	847.40	176
Q4-22	621.48	641.90	758.38	799.98	158
Q1-23	603.40	624.82	732.13	771.40	147
CAL23	581.30	602.71	706.03	742.82	140



Fuel Oil Market News

The Barges crack opened at -15.75 this morning and ended the day printing -17.45. The Cal 23 crack was valued at 10.50.

The Singapore 0.5% crack ended the day trading up at 25.90, with the Rott 0.5% crack printing 16.00 on both front months, respectively.

	Rott GOFO	Sing GOFO	R FoGo	S FoGo	Rott Hi5
Apr22	584.73	483.73	-372.25	-216.50	212
May22	499.23	415.24	-312.75	-177.50	186
Jun22	431.02	363.64	-265.50	-153.75	165
Jul22	387.75	334.39	-237.75	-144.50	150
Aug22	365.48	317.56	-223.50	-142.75	142
Sep22	353.30	313.15	-215.25	-148.75	138
Q2-22	504.95	421.01	-317.00	-182.75	188
Q3-22	368.84	321.70	-225.50	-145.25	143
Q4-22	329.60	307.82	-192.75	-149.75	137
Q1-23	274.08	292.87	-145.25	-146.25	129
CAL23	255.01	285.17	-130.25	-145.00	125

FIS Fuel Oil Daily Evening Report

London +44 20 7090 1134 - info@freightinvestor.com | Singapore +65 6535 5189 - info@freightinvestor.asia | Shanghai +86 21 63012568

08 March 2022

TIME SPREADS FUEL

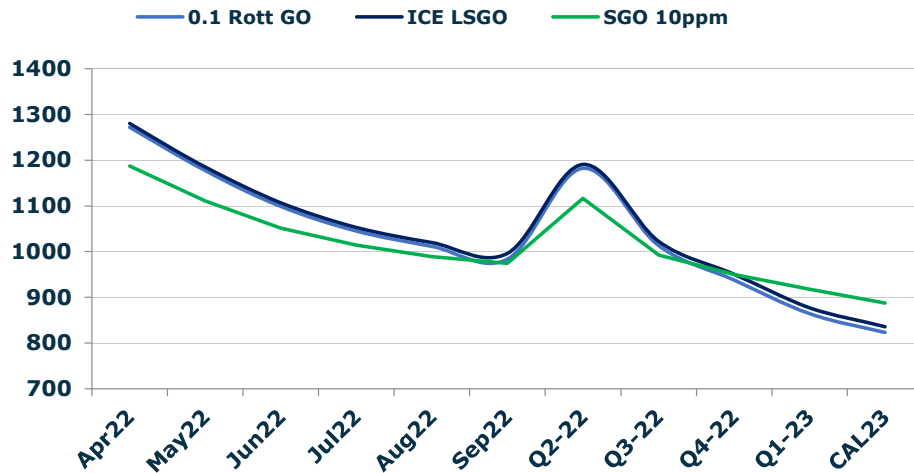
	Barges 3.5	S 380	Rott 0.5%	Sing 0.5%
Apr22/May22	9.50	7.50	35.50	37.00
May22/Jun22	10.00	8.00	31.00	35.75
Jun22/Jul22	10.50	8.00	26.00	28.00
Jul22/Aug22	11.00	8.50	19.00	23.75
Aug22/Sep22	11.25	9.75	15.00	20.00
Q2-22/Q3-22	31.43	24.77	76.17	86.65
Q3-22/Q4-22	32.83	29.08	39.25	47.42
Q4-22/Q1-23	18.08	17.08	26.25	28.58
CAL23/CAL24	27.75	34.00	32.5	54.10

GASOIL CURVES

	Rott 0.1	SGO 10ppm	ICE GO
Apr22	1272.1	1187.1	1280.1
May22	1177.1	1111.1	1185.1
Jun22	1098.9	1051.5	1106.9
Jul22	1045.1	1014.3	1053.1
Aug22	1011.9	989.0	1019.9
Sep22	983.4	974.8	996.4
Q2-22	1182.7	1116.8	1190.7
Q3-22	1013.5	992.7	1023.2
Q4-22	938.1	949.7	951.1
Q1-23	864.5	917.7	877.5
CAL23	823.3	887.9	836.3

EW SPREAD

	EW380	EW0.5%
Apr22	8.00	62.85
May22	10.00	61.35
Jun22	12.00	56.60
Jul22	14.50	54.60
Aug22	17.00	49.85
Sep22	18.50	44.85
Q2-22	10.00	60.25
Q3-22	16.67	49.77
Q4-22	20.42	41.60
Q1-23	21.42	39.27
CAL23	24.00	36.79



Contact US:

Luke Longhurst

Email: lukel@freightinvestor.com

Mobile: (+44) 7966 968761

Ricky Forman

Email: rickyf@freightinvestor.com

Mobile: (+44) 7868 708719

Sam Twyford

Email: samt@freightinvestor.com

Mobile: (+44) 7729 118643

Jessie Deng

Email: jessied@freightinvestor.com

Mobile: (+86) 13524516743

Jarryd Smith

Email: jarryds@freightinvestor.com

Mobile: (+65) 8798 4987

The information provided in this communication is not intended for retail clients. It is general in nature only and does not constitute advice or an offer to sell, or the solicitation of an offer to purchase any swap or other financial instruments, nor constitute any recommendation on our part. The information has been prepared without considering your investment objectives, financial situation, or knowledge and experience. This material is not a research report and is not intended as such. FIS is not responsible for any trading decisions taken based on this communication. Trading swaps and over-the-counter derivatives, exchange-traded derivatives, and options involve substantial risk and are not suitable for all investors. You are advised to perform an independent investigation to determine whether a transaction is suitable for you. No part of this material may be copied or duplicated in any form by any means or redistributed without our prior written consent. Freight Investor Services Ltd (FIS) is authorised and regulated by the Financial Conduct Authority (FRN: 211452) and is a member of the National Futures Association ("NFA"). Freight Investor Services PTE Ltd ('FIS PTE') is a private limited company, incorporated and registered in Singapore with company number 200603922G, and has subsidiary offices in India and Shanghai. Freight Investor Solutions DMCC ('FIS DMCC') is a private limited company, incorporated and registered in Dubai with company number DMCC1225. Further information about FIS including the location of its offices can be found on our website at freightinvestorservices.com