

FIS Fuel Oil Daily Evening Report

London +44 20 7090 1134 - info@freightinvestor.com | Singapore +65 6535 5189 - info@freightinvestor.asia | Shanghai +86 21 63012568

10 March 2022

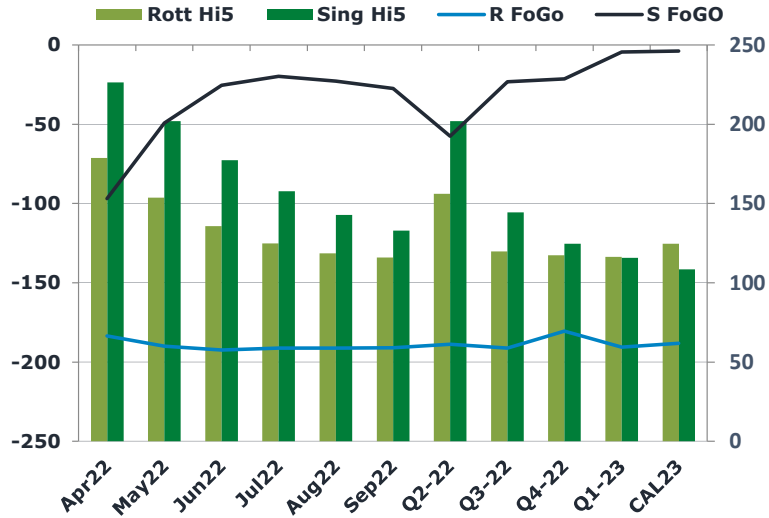
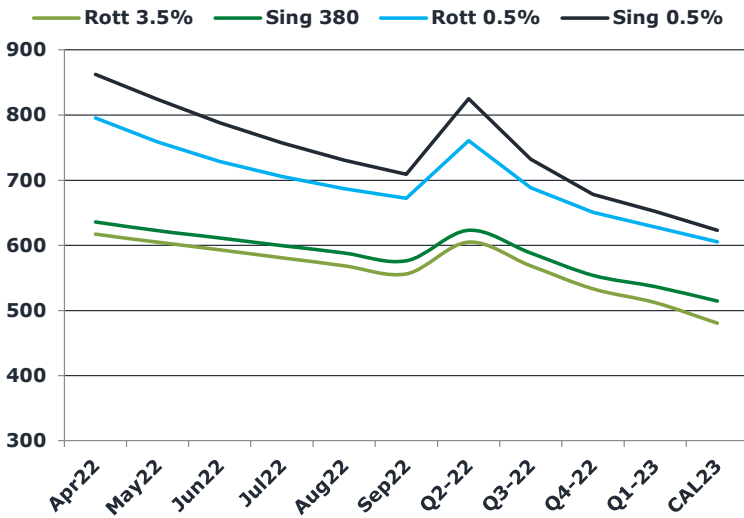
Oil and Energy Market News

Brent crude oil front month futures ended the day down 1.4% printing \$113.15 at 1630BST. Highs in the day reached \$118.36 and lows touched \$109.95

Brent

113.15

	Barges 3.5 %	Sing 380cst	Rott 0.5%	Sing 0.5%	Sing Hi5
Apr22	616.90	635.90	795.65	862.35	226
May22	604.90	622.40	758.65	824.35	202
Jun22	592.90	611.15	728.65	788.35	177
Jul22	580.90	599.65	705.65	757.35	158
Aug22	568.65	588.15	687.15	730.85	143
Sep22	556.15	576.15	672.15	709.10	133
Q2-22	604.90	623.15	761.00	825.00	202
Q3-22	568.57	587.98	688.32	732.43	144
Q4-22	533.15	553.82	650.48	678.35	125
Q1-23	511.98	536.40	628.23	652.10	116
CAL23	480.61	514.32	605.19	622.85	109



Fuel Oil Market News

The Barges crack opened at -14.7 this morning and ended the day printing -11.20. The Cal 23 crack was valued at 10.50.

The Singapore 0.5% crack ended the day trading up at 27.25, with the Rott 0.5% crack printing 16.75 on both front months, respectively.

	Rott GOFO	Sing GOFO	R FoGo	S FoGO	Rott Hi5
Apr22	362.35	323.35	-183.50	-97.00	179
May22	343.81	251.18	-190.00	-49.25	154
Jun22	328.23	202.83	-192.50	-25.50	136
Jul22	315.91	177.45	-191.25	-19.75	125
Aug22	309.64	165.48	-191.25	-22.75	119
Sep22	307.11	160.35	-191.00	-27.50	116
Q2-22	344.80	259.30	-188.75	-57.50	156
Q3-22	310.89	167.76	-191.25	-23.25	120
Q4-22	297.94	145.93	-180.50	-21.50	117
Q1-23	306.64	120.26	-190.50	-4.50	116
CAL23	312.87	112.54	-188.25	-4.00	125

FIS Fuel Oil Daily Evening Report

London +44 20 7090 1134 - info@freightinvestor.com | Singapore +65 6535 5189 - info@freightinvestor.asia | Shanghai +86 21 63012568

10 March 2022

TIME SPREADS FUEL

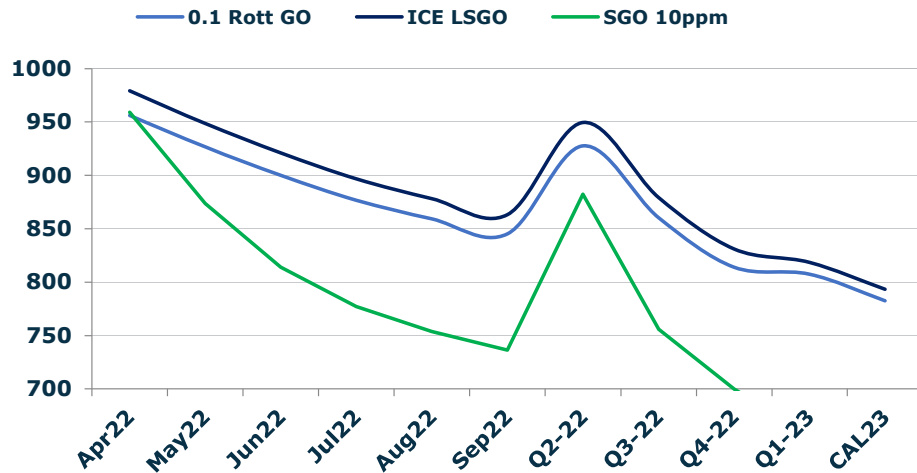
	Barges 3.5	S 380	Rott 0.5%	Sing 0.5%
Apr22/May22	12.00	13.50	37.00	38.00
May22/Jun22	12.00	11.25	30.00	36.00
Jun22/Jul22	12.00	11.50	23.00	31.00
Jul22/Aug22	12.25	11.50	18.50	26.50
Aug22/Sep22	12.50	12.00	15.00	21.75
Q2-22/Q3-22	36.33	35.17	72.68	92.57
Q3-22/Q4-22	35.42	34.17	37.83	54.08
Q4-22/Q1-23	21.17	17.42	22.25	26.25
CAL23/CAL24	45.00	43.25	49.6	31.78

GASOIL CURVES

	Rott 0.1	SGO 10ppm	ICE GO
Apr22	956.3	959.3	979.3
May22	926.7	873.6	948.7
Jun22	900.1	814.0	921.1
Jul22	876.8	777.1	896.8
Aug22	859.3	753.6	878.3
Sep22	845.3	736.5	863.3
Q2-22	927.7	882.5	949.7
Q3-22	860.5	755.7	879.5
Q4-22	814.1	699.7	831.1
Q1-23	807.6	656.7	818.6
CAL23	782.5	626.9	793.5

EW SPREAD

	EW380	EW0.5%
Apr22	19.00	66.70
May22	17.50	65.70
Jun22	18.25	59.70
Jul22	18.75	51.70
Aug22	19.50	43.70
Sep22	20.00	36.95
Q2-22	18.25	64.00
Q3-22	19.42	44.12
Q4-22	20.67	27.87
Q1-23	24.42	23.87
CAL23	24.00	17.66



Contact US:

Luke Longhurst

Email: lukel@freightinvestor.com

Mobile: (+44) 7966 968761

Ricky Forman

Email: rickyf@freightinvestor.com

Mobile: (+44) 7868 708719

Sam Twyford

Email: samt@freightinvestor.com

Mobile: (+44) 7729 118643

Jessie Deng

Email: jessied@freightinvestor.com

Mobile: (+86) 13524516743

Jarryd Smith

Email: jarryds@freightinvestor.com

Mobile: (+65) 8798 4987

The information provided in this communication is not intended for retail clients. It is general in nature only and does not constitute advice or an offer to sell, or the solicitation of an offer to purchase any swap or other financial instruments, nor constitute any recommendation on our part. The information has been prepared without considering your investment objectives, financial situation, or knowledge and experience. This material is not a research report and is not intended as such. FIS is not responsible for any trading decisions taken based on this communication. Trading swaps and over-the-counter derivatives, exchange-traded derivatives, and options involve substantial risk and are not suitable for all investors. You are advised to perform an independent investigation to determine whether a transaction is suitable for you. No part of this material may be copied or duplicated in any form by any means or redistributed without our prior written consent. Freight Investor Services Ltd (FIS) is authorised and regulated by the Financial Conduct Authority (FRN: 211452) and is a member of the National Futures Association ("NFA"). Freight Investor Services PTE Ltd ('FIS PTE') is a private limited company, incorporated and registered in Singapore with company number 200603922G, and has subsidiary offices in India and Shanghai. Freight Investor Solutions DMCC ('FIS DMCC') is a private limited company, incorporated and registered in Dubai with company number DMCC1225. Further information about FIS including the location of its offices can be found on our website at freightinvestorservices.com