

FIS Fuel Oil Daily Evening Report

London +44 20 7090 1134 - info@freightinvestor.com | Singapore +65 6535 5189 - info@freightinvestor.asia | Shanghai +86 21 63012568

11 March 2022

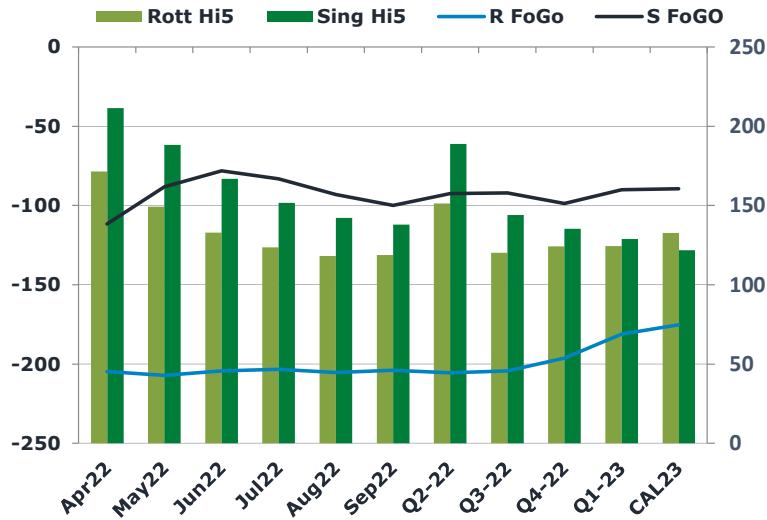
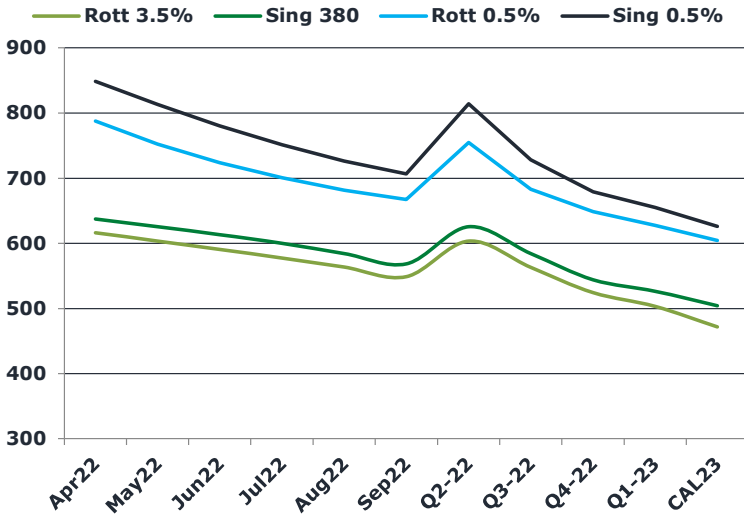
Oil and Energy Market News

Brent crude oil front month futures ended the day down 1.4% printing \$111.99 at 1630BST. Highs in the day reached \$113.91 and lows touched \$107.13

Brent

111.99

	Barges 3.5 %	Sing 380cst	Rott 0.5%	Sing 0.5%	Sing Hi5
Apr22	616.35	637.35	787.80	848.75	211
May22	603.35	625.35	752.55	813.50	188
Jun22	590.85	613.35	723.80	780.25	167
Jul22	577.35	599.85	701.05	751.50	152
Aug22	563.35	584.35	681.55	726.50	142
Sep22	548.85	568.60	667.55	706.50	138
Q2-22	603.50	625.35	754.70	814.15	189
Q3-22	563.18	584.27	683.38	728.17	144
Q4-22	524.35	544.10	648.55	679.42	135
Q1-23	503.18	526.35	627.63	655.25	129
CAL23	471.81	504.27	604.59	626.00	122



Fuel Oil Market News

The Barges crack opened at -11.20 this morning and ended the day printing -11.10. The Cal 23 crack was valued at 10.50.

The Singapore 0.5% crack ended the day trading up at 25.50, with the Rott 0.5% crack printing 15.90 on both front months, respectively.

	Rott GOFO	Sing GOFO	R FoGo	S FoGO	Rott Hi5
Apr22	376.14	323.14	-204.75	-111.75	171
May22	356.44	276.28	-207.25	-88.25	149
Jun22	337.32	245.07	-204.25	-78.25	133
Jul22	327.00	234.88	-203.25	-83.25	124
Aug22	323.41	235.11	-205.25	-93.00	118
Sep22	322.69	237.82	-204.00	-100.00	119
Q2-22	356.65	281.32	-205.50	-92.50	151
Q3-22	324.37	235.94	-204.25	-92.00	120
Q4-22	320.47	234.01	-196.25	-98.75	124
Q1-23	305.47	218.86	-181.00	-90.00	124
CAL23	307.97	211.14	-175.25	-89.50	133

FIS Fuel Oil Daily Evening Report

London +44 20 7090 1134 - info@freightinvestor.com | Singapore +65 6535 5189 - info@freightinvestor.asia | Shanghai +86 21 63012568

11 March 2022

TIME SPREADS FUEL

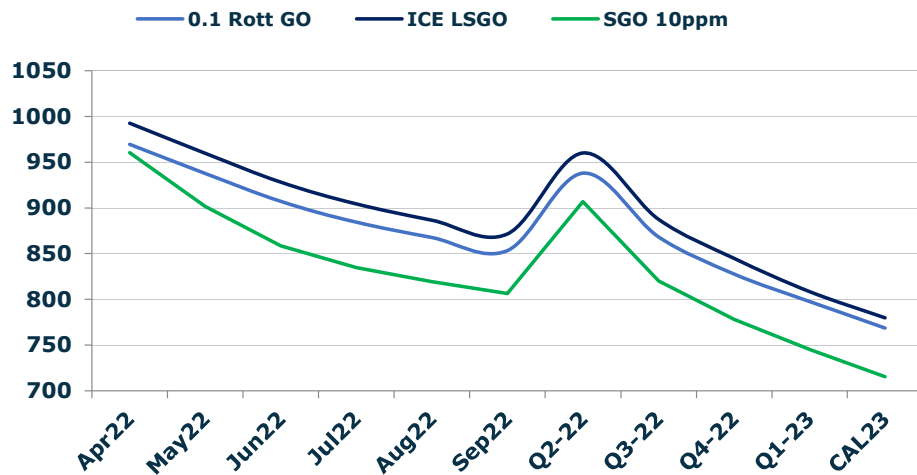
	Barges 3.5	S 380	Rott 0.5%	Sing 0.5%
Apr22/May22	13.00	12.00	35.25	35.25
May22/Jun22	12.50	12.00	28.75	33.25
Jun22/Jul22	13.50	13.50	22.75	28.75
Jul22/Aug22	14.00	15.50	19.50	25.00
Aug22/Sep22	14.50	15.75	14.00	20.00
Q2-22/Q3-22	40.32	41.08	71.32	85.98
Q3-22/Q4-22	38.83	40.17	34.83	48.75
Q4-22/Q1-23	21.17	17.75	20.92	24.17
CAL23/CAL24	45.00	43.25	57.8	19.98

GASOIL CURVES

	Rott 0.1	SGO 10ppm	ICE GO
Apr22	969.5	960.5	992.5
May22	937.8	901.6	959.8
Jun22	907.2	858.4	928.2
Jul22	884.4	834.7	904.4
Aug22	867.8	819.5	886.8
Sep22	853.5	806.4	871.5
Q2-22	938.2	906.7	960.2
Q3-22	868.6	820.2	887.6
Q4-22	827.8	778.1	844.8
Q1-23	797.6	745.2	808.6
CAL23	768.8	715.4	779.8

EW SPREAD

	EW380	EW0.5%
Apr22	21.00	60.95
May22	22.00	60.95
Jun22	22.50	56.45
Jul22	22.50	50.45
Aug22	21.00	44.95
Sep22	19.75	38.95
Q2-22	21.85	59.45
Q3-22	21.08	44.78
Q4-22	19.75	30.87
Q1-23	23.17	27.62
CAL23	24.00	21.41



Contact US:

Luke Longhurst

Email: lukel@freightinvestor.com

Mobile: (+44) 7966 968761

Jessie Deng

Email: jessied@freightinvestor.com

Mobile: (+86) 13524516743

Ricky Forman

Email: rickyf@freightinvestor.com

Mobile: (+44) 7868 708719

Jarryd Smith

Email: jarryds@freightinvestor.com

Mobile: (+65) 8798 4987

Sam Twyford

Email: samt@freightinvestor.com

Mobile: (+44) 7729 118643

The information provided in this communication is not intended for retail clients. It is general in nature only and does not constitute advice or an offer to sell, or the solicitation of an offer to purchase any swap or other financial instruments, nor constitute any recommendation on our part. The information has been prepared without considering your investment objectives, financial situation, or knowledge and experience. This material is not a research report and is not intended as such. FIS is not responsible for any trading decisions taken based on this communication. Trading swaps and over-the-counter derivatives, exchange-traded derivatives, and options involve substantial risk and are not suitable for all investors. You are advised to perform an independent investigation to determine whether a transaction is suitable for you. No part of this material may be copied or duplicated in any form by any means or redistributed without our prior written consent. Freight Investor Services Ltd (FIS) is authorised and regulated by the Financial Conduct Authority (FRN: 211452) and is a member of the National Futures Association ("NFA"). Freight Investor Services PTE Ltd ('FIS PTE') is a private limited company, incorporated and registered in Singapore with company number 200603922G, and has subsidiary offices in India and Shanghai. Freight Investor Solutions DMCC ('FIS DMCC') is a private limited company, incorporated and registered in Dubai with company number DMCC1225. Further information about FIS including the location of its offices can be found on our website at freightinvestorservices.com