



Fuel Oil Daily Evening Report

London +44 20 7090 1134 - info@freightinvestor.com | Singapore +65 6535 5189 - info@freightinvestor.asia | Shanghai +86 21 63012568

14 March 2022

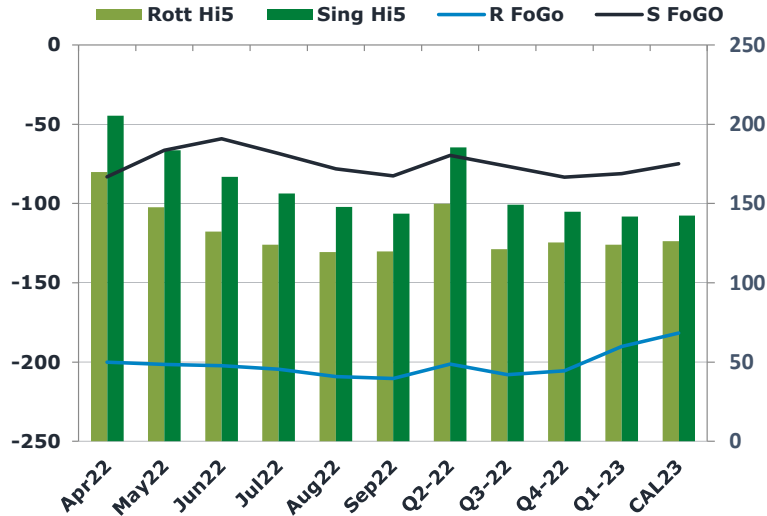
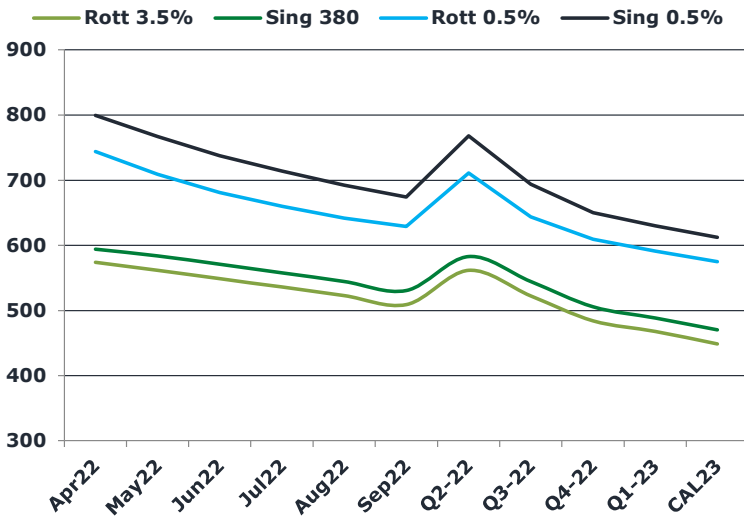
Oil and Energy Market News

Brent crude oil front month futures ended the day down 6.3% printing \$105.68 at 1630BST. Highs in the day reached \$113.15 and lows touched \$103.49

Brent

105.68

	Barges 3.5 %	Sing 380cst	Rott 0.5%	Sing 0.5%	Sing Hi5
Apr22	573.85	593.85	743.70	799.25	205
May22	561.60	583.60	709.20	767.25	184
Jun22	548.85	570.85	681.20	737.75	167
Jul22	535.85	557.85	659.95	714.25	156
Aug22	522.60	544.60	641.95	692.50	148
Sep22	509.10	530.85	628.95	674.50	144
Q2-22	561.45	582.75	711.35	768.10	185
Q3-22	522.52	544.43	643.62	693.75	149
Q4-22	484.18	505.68	609.53	650.42	145
Q1-23	467.60	488.35	591.53	630.08	142
CAL23	448.50	470.06	574.66	612.46	142



Fuel Oil Market News

The Barges crack opened at -11.20 this morning and ended the day printing -12.00. The Cal 23 crack was valued at 10.50.

The Singapore 0.5% crack ended the day trading at 23.3, with the Rott 0.5% crack printing 14.75 on both front months, respectively.

	Rott GOFO	Sing GOFO	R FoGo	S FoGO	Rott Hi5
Apr22	369.76	288.76	-200.00	-83.25	170
May22	349.07	250.21	-201.50	-66.50	148
Jun22	334.48	226.08	-202.25	-59.25	132
Jul22	328.54	224.93	-204.50	-68.50	124
Aug22	328.49	226.26	-209.25	-78.25	119
Sep22	330.32	226.08	-210.50	-82.50	120
Q2-22	351.10	255.00	-201.25	-69.75	150
Q3-22	329.11	225.75	-208.00	-76.50	121
Q4-22	330.91	228.20	-205.50	-83.50	125
Q1-23	314.29	222.96	-190.25	-81.25	124
CAL23	308.02	217.45	-181.75	-75.00	126

FIS Fuel Oil Daily Evening Report

London +44 20 7090 1134 - info@freightinvestor.com | Singapore +65 6535 5189 - info@freightinvestor.asia | Shanghai +86 21 63012568

14 March 2022

TIME SPREADS FUEL

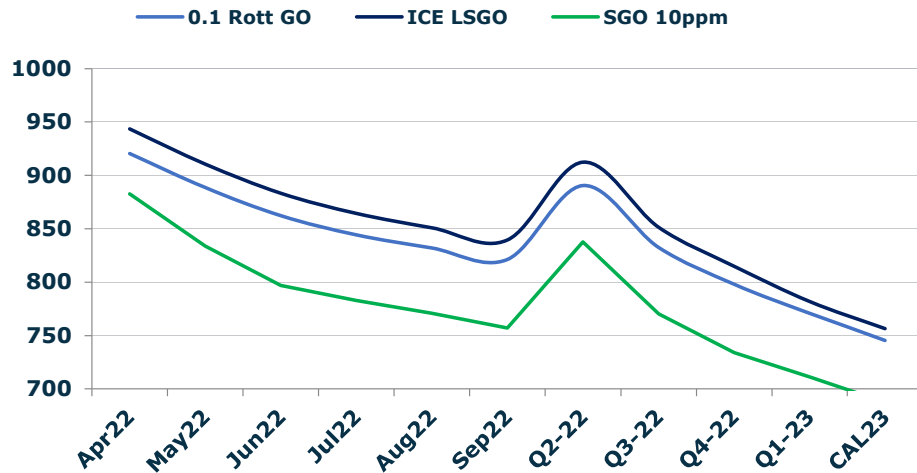
	Barges 3.5	S 380	Rott 0.5%	Sing 0.5%
Apr22/May22	12.25	10.25	34.50	32.00
May22/Jun22	12.75	12.75	28.00	29.50
Jun22/Jul22	13.00	13.00	21.25	23.50
Jul22/Aug22	13.25	13.25	18.00	21.75
Aug22/Sep22	13.50	13.75	13.00	18.00
Q2-22/Q3-22	38.93	38.32	67.73	74.35
Q3-22/Q4-22	38.33	38.75	34.08	43.33
Q4-22/Q1-23	16.58	17.33	18.00	20.33
CAL23/CAL24	45.00	43.25	51.2	40.65

GASOIL CURVES

	Rott 0.1	SGO 10ppm	ICE GO
Apr22	920.6	882.6	943.6
May22	888.7	833.8	910.7
Jun22	862.3	796.9	883.3
Jul22	844.4	782.8	864.4
Aug22	832.1	770.9	851.1
Sep22	821.4	756.9	839.4
Q2-22	890.6	837.8	912.6
Q3-22	832.6	770.2	851.6
Q4-22	798.1	733.9	815.1
Q1-23	770.9	711.3	781.9
CAL23	745.5	687.5	756.5

EW SPREAD

	EW380	EW0.5%
Apr22	20.00	55.55
May22	22.00	58.05
Jun22	22.00	56.55
Jul22	22.00	54.30
Aug22	22.00	50.55
Sep22	21.75	45.55
Q2-22	21.30	56.75
Q3-22	21.92	50.13
Q4-22	21.50	40.88
Q1-23	20.75	38.55
CAL23	20.00	37.80



Contact US:

Luke Longhurst

Email: lukel@freightinvestor.com

Mobile: (+44) 7966 968761

Ricky Forman

Email: rickyf@freightinvestor.com

Mobile: (+44) 7868 708719

Sam Twyford

Email: samt@freightinvestor.com

Mobile: (+44) 7729 118643

Jessie Deng

Email: jessied@freightinvestor.com

Mobile: (+86) 13524516743

Jarryd Smith

Email: jarryds@freightinvestor.com

Mobile: (+65) 8798 4987

The information provided in this communication is not intended for retail clients. It is general in nature only and does not constitute advice or an offer to sell, or the solicitation of an offer to purchase any swap or other financial instruments, nor constitute any recommendation on our part. The information has been prepared without considering your investment objectives, financial situation, or knowledge and experience. This material is not a research report and is not intended as such. FIS is not responsible for any trading decisions taken based on this communication. Trading swaps and over-the-counter derivatives, exchange-traded derivatives, and options involve substantial risk and are not suitable for all investors. You are advised to perform an independent investigation to determine whether a transaction is suitable for you. No part of this material may be copied or duplicated in any form by any means or redistributed without our prior written consent. Freight Investor Services Ltd (FIS) is authorised and regulated by the Financial Conduct Authority (FRN: 211452) and is a member of the National Futures Association ("NFA"). Freight Investor Services PTE Ltd ('FIS PTE') is a private limited company, incorporated and registered in Singapore with company number 200603922G, and has subsidiary offices in India and Shanghai. Freight Investor Solutions DMCC ('FIS DMCC') is a private limited company, incorporated and registered in Dubai with company number DMCC1225. Further information about FIS including the location of its offices can be found on our website at freightinvestorservices.com