

FIS Fuel Oil Daily Evening Report

London +44 20 7090 1134 - info@freightinvestor.com | Singapore +65 6535 5189 - info@freightinvestor.asia | Shanghai +86 21 63012568

15 March 2022

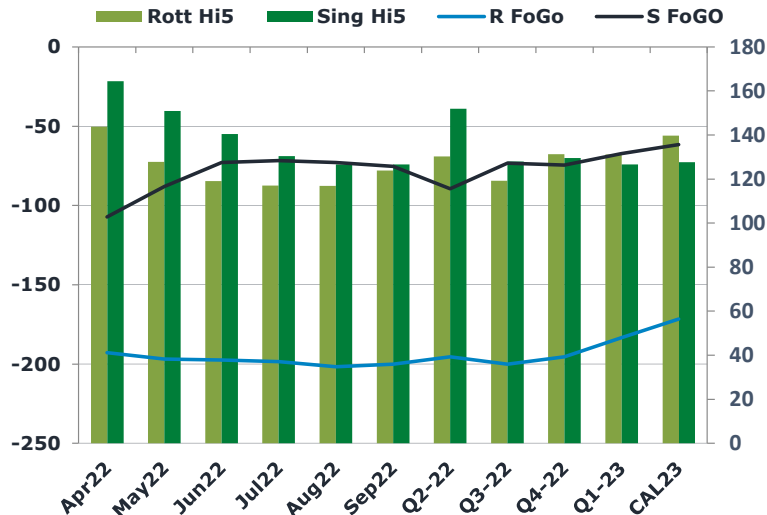
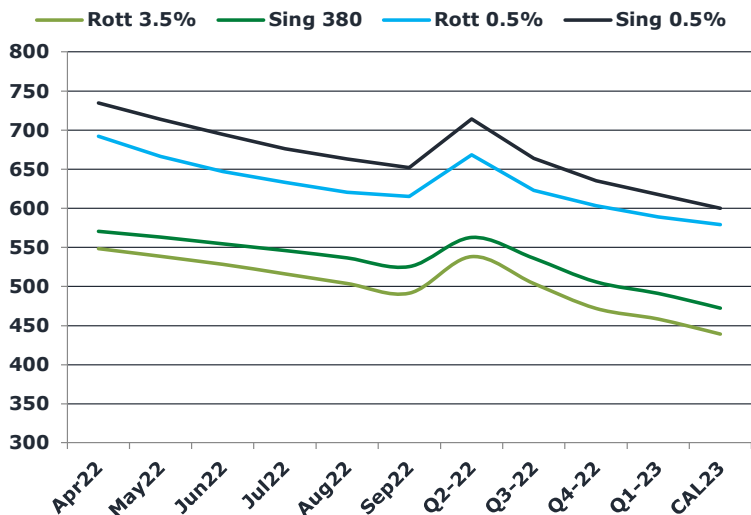
Oil and Energy Market News

Brent crude oil front month futures ended the day down 6.3% printing \$101.11 at 1630BST. Highs in the day reached \$105.71 and lows touched \$97.44

Brent

101.11

	Barges 3.5 %	Sing 380cst	Rott 0.5%	Sing 0.5%	Sing Hi5
Apr22	548.35	570.35	692.20	734.75	164
May22	538.35	562.85	666.20	713.75	151
Jun22	528.10	554.35	647.20	694.75	140
Jul22	516.10	545.85	633.20	676.25	130
Aug22	503.85	536.35	620.70	663.00	127
Sep22	491.35	525.35	615.20	652.00	127
Q2-22	538.25	562.50	668.55	714.40	152
Q3-22	503.77	535.85	623.03	663.75	128
Q4-22	471.93	505.68	603.28	635.17	129
Q1-23	458.10	490.93	589.20	617.58	127
CAL23	439.10	472.33	578.89	599.96	128



Fuel Oil Market News

The Barges crack opened at -12 this morning and ended the day printing -12.15. The Cal 23 crack was valued at 10.50.

The Singapore 0.5% crack ended the day trading at 17, with the Rott 0.5% crack printing 10.5 on both front months, respectively.

	Rott GOFO	Sing GOFO	R FoGo	S FoGO	Rott Hi5
Apr22	336.54	271.54	-192.75	-107.25	144
May22	324.53	238.81	-196.75	-88.00	128
Jun22	316.65	213.34	-197.50	-73.00	119
Jul22	315.64	202.10	-198.50	-71.75	117
Aug22	318.59	199.60	-201.75	-73.00	117
Sep22	323.86	201.96	-200.00	-75.25	124
Q2-22	325.90	241.36	-195.50	-89.50	130
Q3-22	319.36	201.22	-200.00	-73.25	119
Q4-22	326.84	203.90	-195.50	-74.50	131
Q1-23	314.23	193.86	-183.25	-67.25	131
CAL23	311.42	189.48	-171.75	-61.75	140

FIS Fuel Oil Daily Evening Report

London +44 20 7090 1134 - info@freightinvestor.com | Singapore +65 6535 5189 - info@freightinvestor.asia | Shanghai +86 21 63012568

15 March 2022

TIME SPREADS FUEL

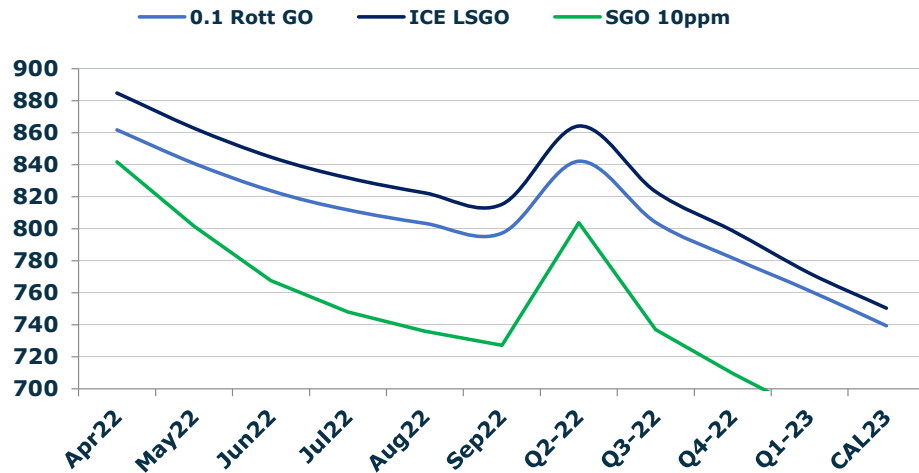
	Barges 3.5	S 380	Rott 0.5%	Sing 0.5%
Apr22/May22	10.00	7.50	26.00	21.00
May22/Jun22	10.25	8.50	19.00	19.00
Jun22/Jul22	12.00	8.50	14.00	18.50
Jul22/Aug22	12.25	9.50	12.50	13.25
Aug22/Sep22	12.50	11.00	5.50	11.00
Q2-22/Q3-22	34.48	26.65	45.52	50.65
Q3-22/Q4-22	31.83	30.17	19.75	28.58
Q4-22/Q1-23	13.83	14.75	14.08	17.58
CAL23/CAL24	45.00	43.25	64.8	25.88

GASOIL CURVES

	Rott 0.1	SGO 10ppm	ICE GO
Apr22	861.9	841.9	884.9
May22	840.9	801.7	862.9
Jun22	823.8	767.7	844.8
Jul22	811.7	747.9	831.7
Aug22	803.4	736.0	822.4
Sep22	797.2	727.3	815.2
Q2-22	842.2	803.9	864.2
Q3-22	804.1	737.1	823.1
Q4-22	781.8	709.6	798.8
Q1-23	761.3	684.8	772.3
CAL23	739.5	661.8	750.5

EW SPREAD

	EW380	EW0.5%
Apr22	22.00	42.55
May22	24.50	47.55
Jun22	26.25	47.55
Jul22	29.75	43.05
Aug22	32.50	42.30
Sep22	34.00	36.80
Q2-22	24.25	45.85
Q3-22	32.08	40.72
Q4-22	33.75	31.88
Q1-23	32.83	28.38
CAL23	20.00	21.07



Contact US:

Luke Longhurst

Email: lukel@freightinvestor.com

Mobile: (+44) 7966 968761

Jessie Deng

Email: jessied@freightinvestor.com

Mobile: (+86) 13524516743

Ricky Forman

Email: rickyf@freightinvestor.com

Mobile: (+44) 7868 708719

Jarryd Smith

Email: jarryds@freightinvestor.com

Mobile: (+65) 8798 4987

Sam Twyford

Email: samt@freightinvestor.com

Mobile: (+44) 7729 118643

The information provided in this communication is not intended for retail clients. It is general in nature only and does not constitute advice or an offer to sell, or the solicitation of an offer to purchase any swap or other financial instruments, nor constitute any recommendation on our part. The information has been prepared without considering your investment objectives, financial situation, or knowledge and experience. This material is not a research report and is not intended as such. FIS is not responsible for any trading decisions taken based on this communication. Trading swaps and over-the-counter derivatives, exchange-traded derivatives, and options involve substantial risk and are not suitable for all investors. You are advised to perform an independent investigation to determine whether a transaction is suitable for you. No part of this material may be copied or duplicated in any form by any means or redistributed without our prior written consent. Freight Investor Services Ltd (FIS) is authorised and regulated by the Financial Conduct Authority (FRN: 211452) and is a member of the National Futures Association ("NFA"). Freight Investor Services PTE Ltd ('FIS PTE') is a private limited company, incorporated and registered in Singapore with company number 200603922G, and has subsidiary offices in India and Shanghai. Freight Investor Solutions DMCC ('FIS DMCC') is a private limited company, incorporated and registered in Dubai with company number DMCC1225. Further information about FIS including the location of its offices can be found on our website at freightinvestorservices.com