



Fuel Oil Daily Evening Report

London +44 20 7090 1134 - info@freightinvestor.com | Singapore +65 6535 5189 - info@freightinvestor.asia | Shanghai +86 21 63012568

17 March 2022

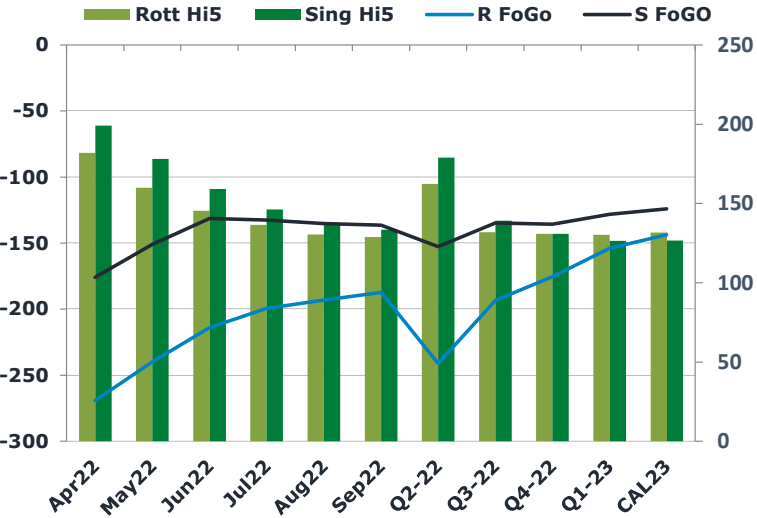
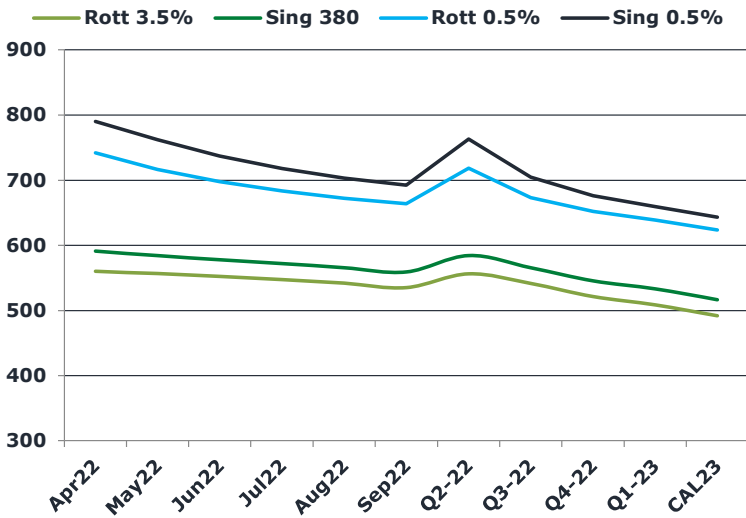
Oil and Energy Market News

Brent crude oil front month futures ended the day down 8% printing \$106.66 at 1630BST. Highs in the day reached \$107.26 and lows touched \$97.75

Brent

106.66

	Barges 3.5 %	Sing 380cst	Rott 0.5%	Sing 0.5%	Sing Hi5
Apr22	560.00	591.00	741.95	790.20	199
May22	556.50	584.00	716.45	762.20	178
Jun22	552.25	578.00	697.70	737.20	159
Jul22	547.25	572.00	683.70	718.20	146
Aug22	541.75	565.75	672.20	703.45	138
Sep22	535.25	559.00	664.20	692.45	133
Q2-22	556.25	584.35	718.70	763.20	179
Q3-22	541.42	565.58	673.37	704.70	139
Q4-22	521.25	545.33	652.03	676.20	131
Q1-23	508.42	533.25	638.70	659.70	126
CAL23	491.94	516.56	623.53	643.14	127



Fuel Oil Market News

The Barges crack opened at -12 this morning and ended the day printing -16.90. The Cal 23 crack was valued at 10.50.

The Singapore 0.5% crack ended the day trading at 21, with the Rott 0.5% crack printing 13.4 on both front months, respectively.

	Rott GOFO	Sing GOFO	R FoGo	S FoGo	Rott Hi5
Apr22	451.15	375.15	-269.25	-176.00	182
May22	399.63	329.26	-239.75	-151.00	160
Jun22	359.38	290.56	-214.00	-131.25	145
Jul22	336.06	278.68	-199.50	-132.50	136
Aug22	323.41	273.01	-193.00	-135.25	130
Sep22	316.25	270.07	-187.25	-136.50	129
Q2-22	403.40	331.63	-241.00	-152.75	162
Q3-22	325.24	273.92	-193.25	-134.75	132
Q4-22	306.37	266.60	-175.50	-135.75	131
Q1-23	284.07	254.67	-153.75	-128.25	130
CAL23	275.24	250.85	-143.75	-124.25	132

FIS Fuel Oil Daily Evening Report

London +44 20 7090 1134 - info@freightinvestor.com | Singapore +65 6535 5189 - info@freightinvestor.asia | Shanghai +86 21 63012568

17 March 2022

TIME SPREADS FUEL

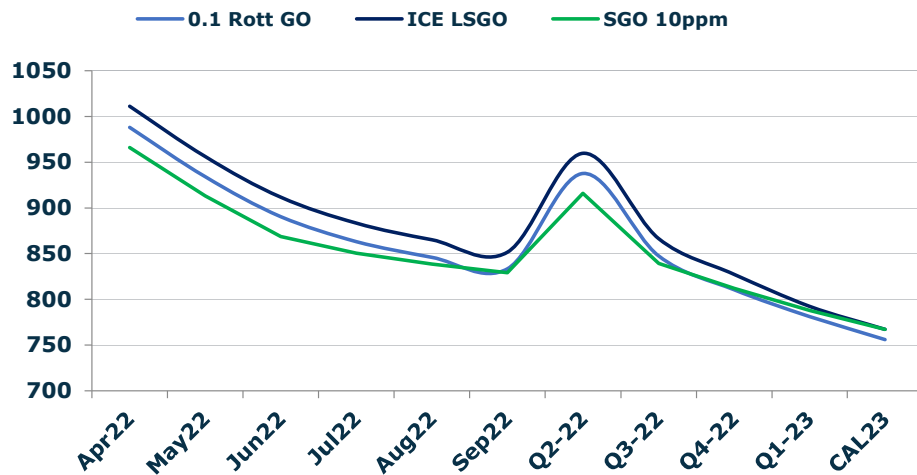
	Barges 3.5	S 380	Rott 0.5%	Sing 0.5%
Apr22/May22	3.50	7.00	25.50	28.00
May22/Jun22	4.25	6.00	18.75	25.00
Jun22/Jul22	5.00	6.00	14.00	19.00
Jul22/Aug22	5.50	6.25	11.50	14.75
Aug22/Sep22	6.50	6.75	8.00	11.00
Q2-22/Q3-22	14.83	18.77	45.33	58.50
Q3-22/Q4-22	20.17	20.25	21.33	28.50
Q4-22/Q1-23	12.83	12.08	13.33	16.50
CAL23/CAL24	45.00	43.25	56.6	24.82

GASOIL CURVES

	Rott 0.1	SGO 10ppm	ICE GO
Apr22	988.2	966.2	1011.2
May22	934.1	913.3	956.1
Jun22	890.6	868.6	911.6
Jul22	863.3	850.7	883.3
Aug22	846.2	838.8	865.2
Sep22	833.5	829.1	851.5
Q2-22	937.7	916.0	959.7
Q3-22	847.7	839.5	866.7
Q4-22	810.6	811.9	827.6
Q1-23	781.5	787.9	792.5
CAL23	756.2	767.4	767.2

EW SPREAD

	EW380	EW0.5%
Apr22	31.00	48.25
May22	27.50	45.75
Jun22	25.75	39.50
Jul22	24.75	34.50
Aug22	24.00	31.25
Sep22	23.75	28.25
Q2-22	28.10	44.50
Q3-22	24.17	31.33
Q4-22	24.08	24.17
Q1-23	24.83	21.00
CAL23	20.00	19.60



Contact US:

Luke Longhurst

Email: lukel@freightinvestor.com

Mobile: (+44) 7966 968761

Jessie Deng

Email: jessied@freightinvestor.com

Mobile: (+86) 13524516743

Ricky Forman

Email: rickyf@freightinvestor.com

Mobile: (+44) 7868 708719

Jarryd Smith

Email: jarryds@freightinvestor.com

Mobile: (+65) 8798 4987

Sam Twyford

Email: samt@freightinvestor.com

Mobile: (+44) 7729 118643

The information provided in this communication is not intended for retail clients. It is general in nature only and does not constitute advice or an offer to sell, or the solicitation of an offer to purchase any swap or other financial instruments, nor constitute any recommendation on our part. The information has been prepared without considering your investment objectives, financial situation, or knowledge and experience. This material is not a research report and is not intended as such. FIS is not responsible for any trading decisions taken based on this communication. Trading swaps and over-the-counter derivatives, exchange-traded derivatives, and options involve substantial risk and are not suitable for all investors. You are advised to perform an independent investigation to determine whether a transaction is suitable for you. No part of this material may be copied or duplicated in any form by any means or redistributed without our prior written consent. Freight Investor Services Ltd (FIS) is authorised and regulated by the Financial Conduct Authority (FRN: 211452) and is a member of the National Futures Association ("NFA"). Freight Investor Services PTE Ltd ('FIS PTE') is a private limited company, incorporated and registered in Singapore with company number 200603922G, and has subsidiary offices in India and Shanghai. Freight Investor Solutions DMCC ('FIS DMCC') is a private limited company, incorporated and registered in Dubai with company number DMCC1225. Further information about FIS including the location of its offices can be found on our website at freightinvestorservices.com