



Fuel Oil Daily Evening Report

London +44 20 7090 1134 - info@freightinvestor.com | Singapore +65 6535 5189 - info@freightinvestor.asia | Shanghai +86 21 63012568

25 March 2022

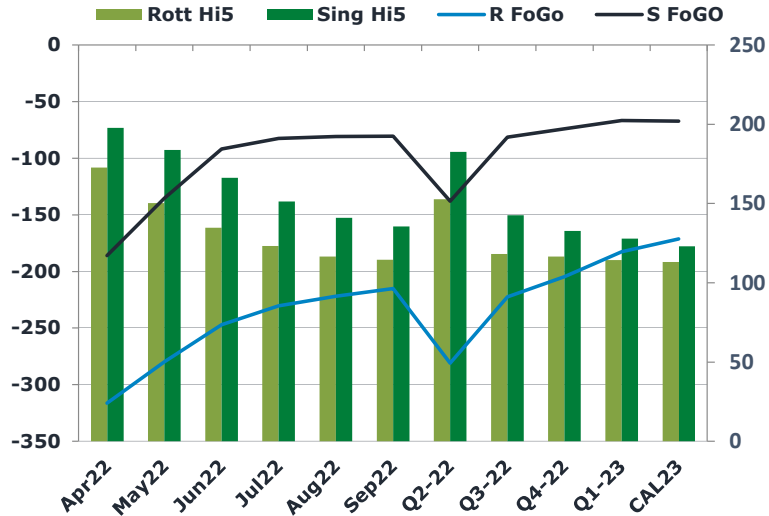
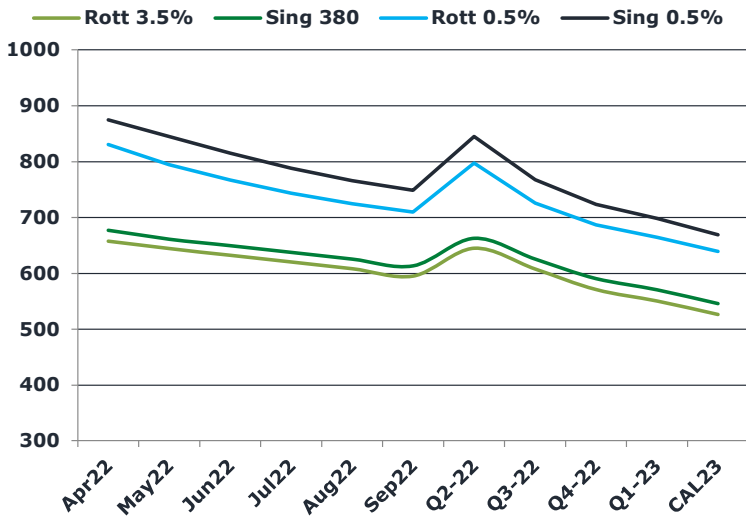
Oil and Energy Market News

Brent crude oil front month futures ended the day up 1% printing \$120.27 at 1630BST. Highs in the day reached \$120.55 and lows touched \$115.16

Brent

120.27

	Barges 3.5 %	Sing 380cst	Rott 0.5%	Sing 0.5%	Sing Hi5
Apr22	657.60	677.10	830.35	874.80	198
May22	644.10	661.10	794.35	844.80	184
Jun22	632.10	649.10	766.85	815.30	166
Jul22	620.10	637.10	743.35	788.30	151
Aug22	608.10	625.10	724.60	766.05	141
Sep22	595.10	613.10	709.60	748.55	135
Q2-22	644.60	662.45	797.20	844.95	183
Q3-22	607.77	625.10	725.85	767.63	143
Q4-22	570.60	590.60	687.10	723.30	133
Q1-23	550.10	570.35	664.43	698.13	128
CAL23	526.14	545.68	639.31	668.76	123



Fuel Oil Market News

The Barges crack opened at -15.00 this morning and ended the day printing -13.20. The Cal 23 crack was valued at 10.50.

The Singapore 0.5% crack ended the day trading at 21, with the Rott 0.5% crack printing 14 on both front months, respectively.

	Rott GOFO	Sing GOFO	R FoGo	S FoGO	Rott Hi5
Apr22	489.26	383.76	-316.50	-186.00	173
May22	430.11	319.30	-279.75	-135.50	150
Jun22	381.73	258.29	-247.00	-92.00	135
Jul22	353.74	233.79	-230.50	-82.50	123
Aug22	338.28	221.95	-221.75	-81.00	117
Sep22	329.53	216.07	-215.00	-80.50	115
Q2-22	433.70	320.58	-281.00	-138.00	153
Q3-22	340.51	223.94	-222.50	-81.50	118
Q4-22	321.16	206.66	-204.75	-74.00	117
Q1-23	296.91	194.50	-182.50	-66.75	114
CAL23	284.64	190.37	-171.50	-67.25	113

FIS Fuel Oil Daily Evening Report

London +44 20 7090 1134 - info@freightinvestor.com | Singapore +65 6535 5189 - info@freightinvestor.asia | Shanghai +86 21 63012568

25 March 2022

TIME SPREADS FUEL

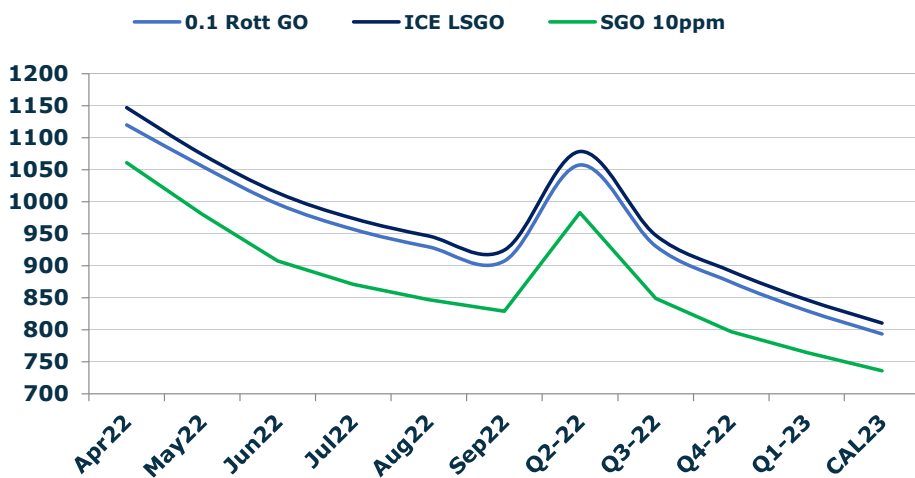
	Barges 3.5	S 380	Rott 0.5%	Sing 0.5%
Apr22/May22	13.50	16.00	36.00	30.00
May22/Jun22	12.00	12.00	27.50	29.50
Jun22/Jul22	12.00	12.00	23.50	27.00
Jul22/Aug22	12.00	12.00	18.75	22.25
Aug22/Sep22	13.00	12.00	15.00	17.50
Q2-22/Q3-22	36.83	37.35	71.35	77.32
Q3-22/Q4-22	37.17	34.50	38.75	44.33
Q4-22/Q1-23	20.50	20.25	22.67	25.17
CAL23/CAL24	38.00	36.75	31.2	14.82

GASOIL CURVES

	Rott 0.1	SGO 10ppm	ICE GO
Apr22	1119.9	1060.9	1146.9
May22	1055.7	980.4	1074.2
Jun22	996.3	907.4	1013.8
Jul22	956.8	870.9	973.8
Aug22	929.4	847.0	946.4
Sep22	907.6	829.2	924.6
Q2-22	1057.3	983.0	1078.3
Q3-22	931.3	849.0	948.3
Q4-22	874.8	797.3	891.8
Q1-23	830.0	764.9	847.0
CAL23	793.8	736.1	810.8

EW SPREAD

	EW380	EW0.5%
Apr22	19.50	44.45
May22	17.00	50.45
Jun22	17.00	48.45
Jul22	17.00	44.95
Aug22	17.00	41.45
Sep22	18.00	38.95
Q2-22	17.85	47.75
Q3-22	17.33	41.78
Q4-22	20.00	36.20
Q1-23	20.25	33.70
CAL23	24.50	29.45



Contact US:

Luke Longhurst

Email: lukel@freightinvestor.com

Mobile: (+44) 7966 968761

Ricky Forman

Email: rickyf@freightinvestor.com

Mobile: (+44) 7868 708719

Sam Twyford

Email: samt@freightinvestor.com

Mobile: (+44) 7729 118643

Jessie Deng

Email: jessied@freightinvestor.com

Mobile: (+86) 13524516743

Jarryd Smith

Email: jarryds@freightinvestor.com

Mobile: (+65) 8798 4987

The information provided in this communication is not intended for retail clients. It is general in nature only and does not constitute advice or an offer to sell, or the solicitation of an offer to purchase any swap or other financial instruments, nor constitute any recommendation on our part. The information has been prepared without considering your investment objectives, financial situation, or knowledge and experience. This material is not a research report and is not intended as such. FIS is not responsible for any trading decisions taken based on this communication. Trading swaps and over-the-counter derivatives, exchange-traded derivatives, and options involve substantial risk and are not suitable for all investors. You are advised to perform an independent investigation to determine whether a transaction is suitable for you. No part of this material may be copied or duplicated in any form by any means or redistributed without our prior written consent. Freight Investor Services Ltd (FIS) is authorised and regulated by the Financial Conduct Authority (FRN: 211452) and is a member of the National Futures Association ("NFA"). Freight Investor Services PTE Ltd ('FIS PTE') is a private limited company, incorporated and registered in Singapore with company number 200603922G, and has subsidiary offices in India and Shanghai. Freight Investor Solutions DMCC ('FIS DMCC') is a private limited company, incorporated and registered in Dubai with company number DMCC1225. Further information about FIS including the location of its offices can be found on our website at freightinvestorservices.com