



# London Iron Ore Market Report

London +44 (0) 20 7090 1120 - info@freightinvestor.com | Singapore +65 6535 5189 - info@freightinvestor.asia

**29 March 2022**

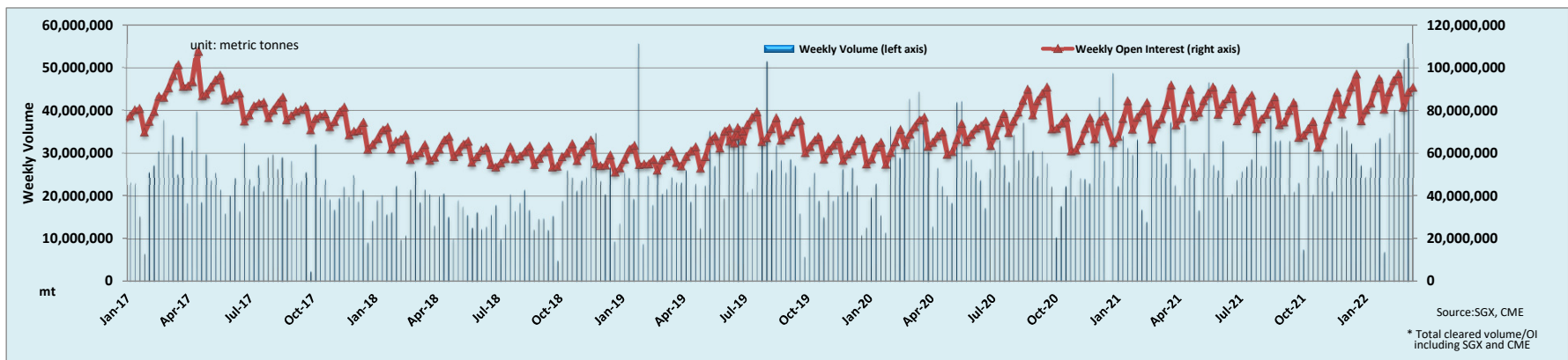
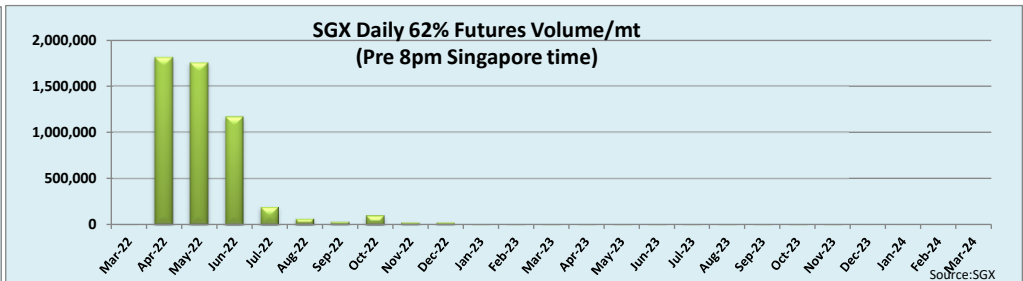
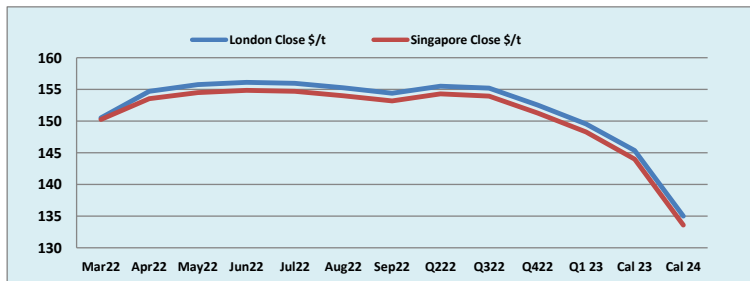
Trading was more outright heavy than has been seen in recent days. May was seen trading at \$152.05 in 40kt, \$155.50 in 30kt and \$154.95 in 25kt, as well as multiple times in clips of 10kt. June was seen trading multiple times, mostly in clips of 10kt between \$152 and \$153. On the spreads May/ Sep was seen trading at \$1.5 in 7.4kt and quarterly saw slight interest with Mar/Q2 trading at \$0.45, firstly at \$0.45 in 30/10kt and then again in 15/5kt. Trading was bid heavy on the outright throughout.

| INDEX         | Price    | Change | MTD      |
|---------------|----------|--------|----------|
| Platts IO 62% | \$152.95 | \$0.55 | \$150.13 |

| INDEX     | Price    | Change | MTD      |
|-----------|----------|--------|----------|
| MB IO 65% | \$178.40 | \$0.50 | \$178.60 |

| INDEX            | Price    | Change   | MTD      |
|------------------|----------|----------|----------|
| Platts Lump Prem | \$0.3770 | \$0.0000 | \$0.4082 |

| Iron Ore 62% Futures | Mar 22 | Apr 22 | May 22 | Jun 22 | Jul 22 | Aug 22 | Sep 22 | Q2 22  | Q3 22  | Q4 22  | Q1 23  | Cal 23 | Cal 24 |
|----------------------|--------|--------|--------|--------|--------|--------|--------|--------|--------|--------|--------|--------|--------|
| London Close \$/t    | 150.50 | 154.70 | 155.75 | 156.10 | 155.95 | 155.25 | 154.40 | 155.50 | 155.20 | 152.50 | 149.55 | 145.35 | 135.00 |
| Singapore Close \$/t | 150.25 | 153.50 | 154.50 | 154.85 | 154.70 | 154.00 | 153.15 | 154.30 | 153.95 | 151.25 | 148.25 | 144.00 | 133.61 |
| Change               | +0.17% | +0.78% | +0.81% | +0.81% | +0.81% | +0.81% | +0.82% | +0.78% | +0.81% | +0.83% | +0.88% | +0.94% | +1.04% |



Disclaimer: The information provided in this communication is not intended for retail clients. It is general in nature only and does not constitute advice or an offer to sell, or the solicitation of an offer to purchase any swap or other financial instruments, nor constitute any recommendation on our part. The information has been prepared without considering your investment objectives, financial situation, or knowledge and experience. This material is not a research report and is not intended as such. FIS is not responsible for any trading decisions taken based on this communication. Trading swaps and over-the-counter derivatives, exchange-traded derivatives, and options involve substantial risk and are not suitable for all investors. You are advised to perform an independent investigation to determine whether a transaction is suitable for you. No part of this material may be copied or duplicated in any form by any means or redistributed without our prior written consent. Freight Investor Services Ltd (FIS) is authorised and regulated by the Financial Conduct Authority (FRN: 211452) and is a member of the National Futures Association ("NFA"). Freight Investor Services PTE Ltd ('FIS PTE') is a private limited company, incorporated and registered in Singapore with company number 200603922G, and has subsidiary offices in India and Shanghai. Freight Investor Solutions DMCC ('FIS DMCC') is a private limited company, incorporated and registered in Dubai with company number DMCC1225. Further information about FIS including the location of its offices can be found on our website at [www.freightinvestorservices.com](http://www.freightinvestorservices.com)