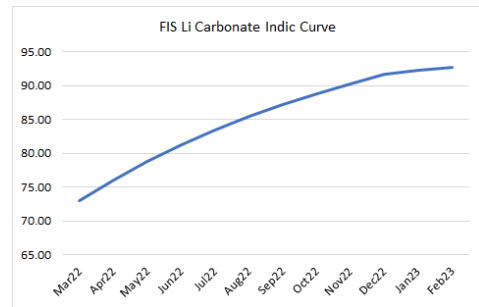
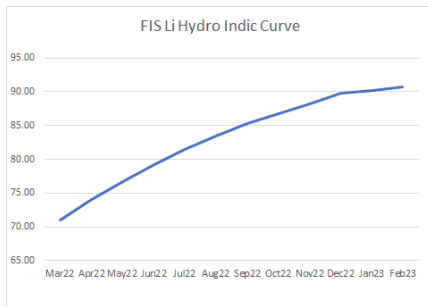


FIS Lithium Report

info@freightinvestor.com | freightinvestorservices.com | (+44) 207 090 1120

29/03/2021

FIS Lithium Hydroxide Indic Curve				FIS Lithium Carbonate Indic Curve			
Period	Bid	Offer	Mid	Period	Bid	Offer	Mid
Mar22	69.00	73.00	71.00	Mar22	71.00	75.00	73.00
Apr22	72.00	76.00	74.00	Apr22	74.00	78.00	76.00
May22	74.75	78.75	76.75	May22	76.75	80.75	78.75
Jun22	77.25	81.25	79.25	Jun22	79.25	83.25	81.25
Jul22	79.50	83.50	81.50	Jul22	81.50	85.50	83.50
Aug22	81.50	85.50	83.50	Aug22	83.50	87.50	85.50
Sep22	83.25	87.25	85.25	Sep22	85.25	89.25	87.25
Oct22	84.75	88.75	86.75	Oct22	86.75	90.75	88.75
Nov22	86.25	90.25	88.25	Nov22	88.25	92.25	90.25
Dec22	87.75	91.75	89.75	Dec22	89.75	93.75	91.75
Jan23	88.25	92.25	90.25	Jan23	90.25	94.25	92.25
Feb23	88.75	92.75	90.75	Feb23	90.75	94.75	92.75
2Q22	74.67	78.67	76.67	2Q22	76.67	80.67	78.67
1H22	73.25	77.25	75.25	1H22	75.25	79.25	77.25
3Q22	81.42	85.42	83.42	3Q22	83.42	87.42	85.42
4Q22	86.25	90.25	88.25	4Q22	88.25	92.25	90.25
2H22	83.83	87.83	85.83	2H22	85.83	89.83	87.83
Mar-Dec	79.60	83.60	81.60	Mar-Dec	81.60	85.60	83.60



Lithium Price Tracker

29/3/2022

7:01:46 PMGMT+8

USD/CNY

6.37

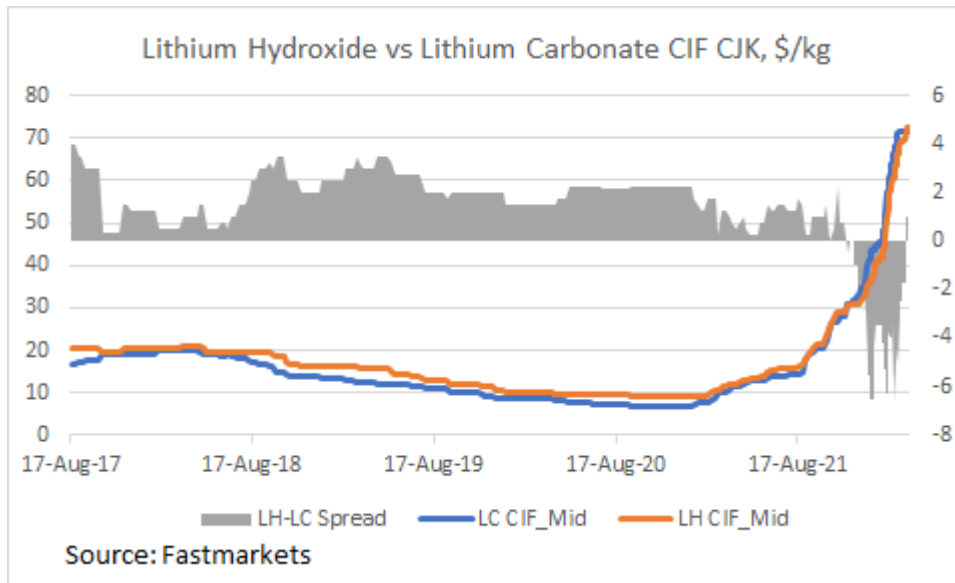
Platform - ZLJ	Last (Yuan/mt)	Dod change (Yuan/mt)	Dod change %	Last (\$/kg equivalent)	Last (\$/kg equivalent)_VAT exclusive
LC2204	464500	-4000	-0.85%	72.93	64.54
LC2206	447500	-11000	-2.40%	70.26	62.18
Physical References (Source: Mysteel)	Mid (Yuan/mt)	Dod change (Yuan/mt)	Dod change %	Mid (\$/kg equivalent)	Mid (\$/kg equivalent)_VAT exclusive
Lithium carbonate, battery grade	504000	0	0.00%	79.13	70.03
Lithium hydroxide, battery grade, coarse	495000	0	0.00%	77.72	68.78

Lithium Price Tracker/Market Brief/Headline

Mar 28

FM Lithium Hydroxide Index flat 72.5, MTD 68.64

FM Lithium Hydroxide Index flat 71.5, MTD 71.03



The information provided in this communication is not intended for retail clients. It is general in nature only and does not constitute advice or an offer to sell, or the solicitation of an offer to purchase any swap or other financial instruments, nor constitute any recommendation on our part. The information has been prepared without considering your investment objectives, financial situation, or knowledge and experience. This material is not a research report and is not intended as such. FIS is not responsible for any trading decisions taken based on this communication. Trading swaps and over-the-counter derivatives, exchange-traded derivatives, and options involve substantial risk and are not suitable for all investors. You are advised to perform an independent investigation to determine whether a transaction is suitable for you. No part of this material may be copied or duplicated in any form by any means or redistributed without our prior written consent. Freight Investor Services Ltd (FIS) is authorised and regulated by the Financial Conduct Authority (FRN: 211452) and is a member of the National Futures Association ("NFA"). Freight Investor Services PTE Ltd ('FIS PTE') is a private limited company, incorporated and registered in Singapore with company number 200603922G, and has subsidiary offices in India and Shanghai. Freight Investor Solutions DMCC ('FIS DMCC') is a private limited company, incorporated and registered in Dubai with company number DMCC1225. Further information about FIS including the location of its offices can be found on our website at freightinvestorservices.com