



Fuel Oil Daily Evening Report

London +44 20 7090 1134 - info@freightinvestor.com | Singapore +65 6535 5189 - info@freightinvestor.asia | Shanghai +86 21 63012568

04 April 2022

Oil and Energy Market News

Brent crude oil front month futures ended the day dup 3.6% printing \$107.47 at 1620GMT. Highs in the day reached \$108.20 and lows touched \$102.89.

A couple of headlines gave Brent a boost through the late EU morning and into the close, most notably that of Saudi Arabia increasing OSP across the globe.

*SAUDI ARABIA RAISES ALL OIL PRICES FOR ASIA CUSTOMERS IN MAY

*SAUDI ARAMCO RAISES ARAB LIGHT CRUDE FOR ASIA TO \$9.35/BBL

*SAUDI ARAMCO RAISES ALL OIL PRICES FOR U.S. AND EUROPE IN MAY

Brent May 22 Morning Technical Comment – 60 Min

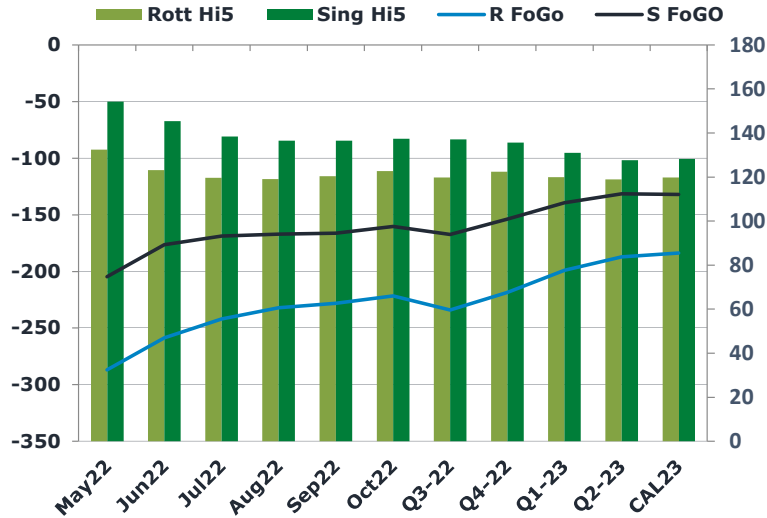
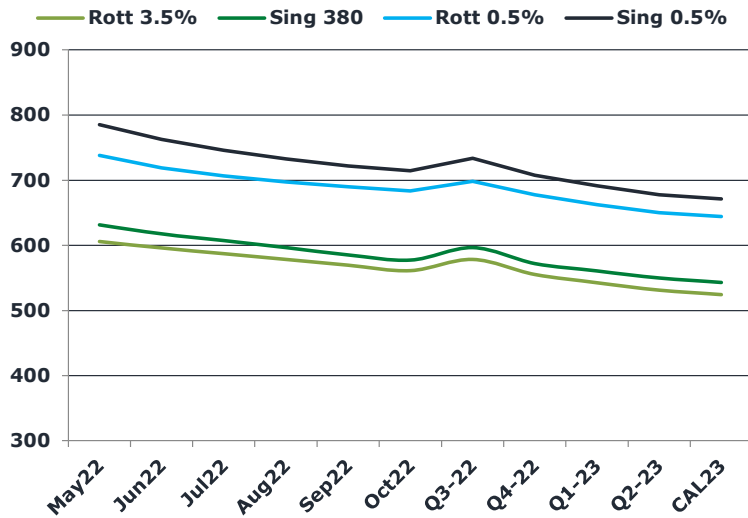
04/04/22 [https://fisapp.com/wp-](https://fisapp.com/wp-content/uploads/2022/04/FIS-Morning-Technical-Brent-)

content/uploads/2022/04/FIS-Morning-Technical-Brent-

Brent

107.47

	Barges 3.5 %	Sing 380cst	Rott 0.5%	Sing 0.5%	Sing Hi5
May22	605.65	631.15	738.05	785.35	154
Jun22	595.90	617.40	719.05	762.85	145
Jul22	587.15	607.40	706.80	745.85	138
Aug22	578.40	596.40	697.55	732.85	136
Sep22	569.65	585.40	690.05	721.85	136
Oct22	561.15	577.15	683.80	714.60	137
Q3-22	578.40	596.40	698.15	733.50	137
Q4-22	555.40	572.15	677.88	707.77	136
Q1-23	542.65	560.65	662.55	691.60	131
Q2-23	531.15	549.90	650.05	677.60	128
CAL23	524.30	542.80	644.18	671.10	128



Fuel Oil Market News

The Barges crack opened at -9.10 this morning and ended the day printing -10.50. The Cal 23 crack was valued at 10.50.

The Singapore 0.5% crack ended the day trading at 17.80, with the Rott 0.5% crack printing 10.35 on both front months, respectively.

	Rott GOFO	Sing GOFO	R FoGo	S FoGo	Rott Hi5
May22	419.49	358.99	-287.00	-204.75	132
Jun22	381.75	321.85	-258.50	-176.50	123
Jul22	361.58	307.27	-242.00	-168.75	120
Aug22	351.03	303.37	-232.00	-167.00	119
Sep22	348.35	302.82	-228.00	-166.25	120
Oct22	344.14	297.66	-221.50	-160.25	123
Q3-22	353.65	304.31	-234.00	-167.25	120
Q4-22	341.03	289.25	-218.50	-153.75	122
Q1-23	318.81	270.48	-199.00	-139.50	120
Q2-23	306.25	259.25	-187.25	-131.50	119
CAL23	303.61	260.42	-183.75	-132.00	120

FIS Fuel Oil Daily Evening Report

London +44 20 7090 1134 - info@freightinvestor.com | Singapore +65 6535 5189 - info@freightinvestor.asia | Shanghai +86 21 63012568

04 April 2022

TIME SPREADS FUEL

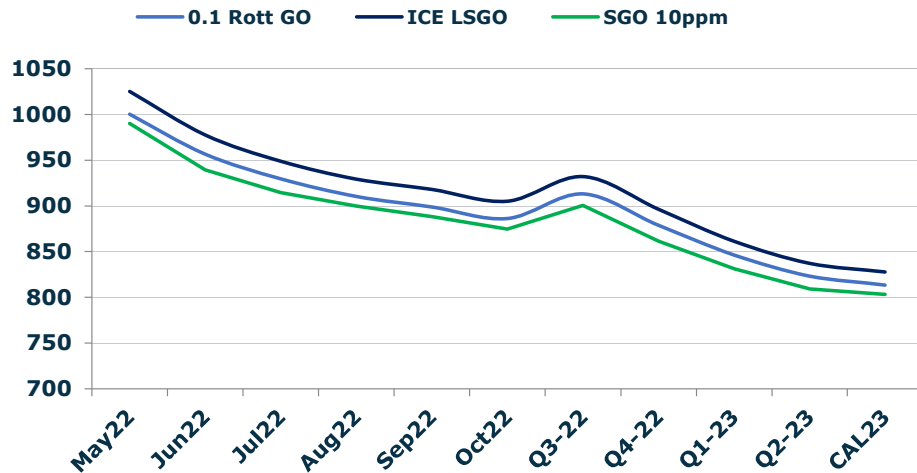
	Barges 3.5	S 380	Rott 0.5%	Sing 0.5%
May22/Jun22	9.75	13.75	19.00	22.50
Jun22/Jul22	8.75	10.00	12.25	17.00
Jul22/Aug22	8.75	11.00	9.25	13.00
Aug22/Sep22	8.75	11.00	7.50	11.00
Sep22/Oct22	8.50	8.25	6.25	7.25
Q3-22/Q4-22	23.00	24.25	20.27	25.73
Q4-22/Q1-23	12.75	11.50	15.33	16.17
Q1-23/Q2-23	11.50	10.75	12.50	14.00
CAL23/CAL24	35.00	34.00	34.9	17.30

GASOIL CURVES

	Rott 0.1	SGO 10ppm	ICE GO
May22	1000.1	990.1	1025.1
Jun22	956.7	939.3	977.7
Jul22	929.7	914.7	948.7
Aug22	910.4	899.8	929.4
Sep22	899.0	888.2	918.0
Oct22	886.3	874.8	905.3
Q3-22	913.1	900.7	932.1
Q4-22	878.8	861.4	896.4
Q1-23	846.5	831.1	861.5
Q2-23	823.4	809.2	837.4
CAL23	813.7	803.2	827.9

EW SPREAD

	EW380	EW0.5%
May22	25.50	47.30
Jun22	21.50	43.80
Jul22	20.25	39.05
Aug22	18.00	35.30
Sep22	15.75	31.80
Oct22	16.00	30.80
Q3-22	18.00	35.35
Q4-22	16.75	29.88
Q1-23	18.00	29.05
Q2-23	18.75	27.55
CAL23	24.50	26.93



Contact US:

Luke Longhurst

Email: lukel@freightinvestor.com

Mobile: (+44) 7966 968761

Ricky Forman

Email: rickyf@freightinvestor.com

Mobile: (+44) 7868 708719

Sam Twyford

Email: samt@freightinvestor.com

Mobile: (+44) 7729 118643

Jessie Deng

Email: jessied@freightinvestor.com

Mobile: (+86) 13524516743

Jarryd Smith

Email: jarryds@freightinvestor.com

Mobile: (+65) 8798 4987

The information provided in this communication is not intended for retail clients. It is general in nature only and does not constitute advice or an offer to sell, or the solicitation of an offer to purchase any swap or other financial instruments, nor constitute any recommendation on our part. The information has been prepared without considering your investment objectives, financial situation, or knowledge and experience. This material is not a research report and is not intended as such. FIS is not responsible for any trading decisions taken based on this communication. Trading swaps and over-the-counter derivatives, exchange-traded derivatives, and options involve substantial risk and are not suitable for all investors. You are advised to perform an independent investigation to determine whether a transaction is suitable for you. No part of this material may be copied or duplicated in any form by any means or redistributed without our prior written consent. Freight Investor Services Ltd (FIS) is authorised and regulated by the Financial Conduct Authority (FRN: 211452) and is a member of the National Futures Association ("NFA"). Freight Investor Services PTE Ltd ('FIS PTE') is a private limited company, incorporated and registered in Singapore with company number 200603922G, and has subsidiary offices in India and Shanghai. Freight Investor Solutions DMCC ('FIS DMCC') is a private limited company, incorporated and registered in Dubai with company number DMCC1225. Further information about FIS including the location of its offices can be found on our website at freightinvestorservices.com