



# Fuel Oil Daily Evening Report

London +44 20 7090 1134 - info@freightinvestor.com | Singapore +65 6535 5189 - info@freightinvestor.asia | Shanghai +86 21 63012568

## 05 April 2022

### Oil and Energy Market News

Brent crude oil front month futures ended the day down 0.2% printing \$107.25 at 1630 BST. Highs in the day reached \$109.90 and lows touched \$106.32.

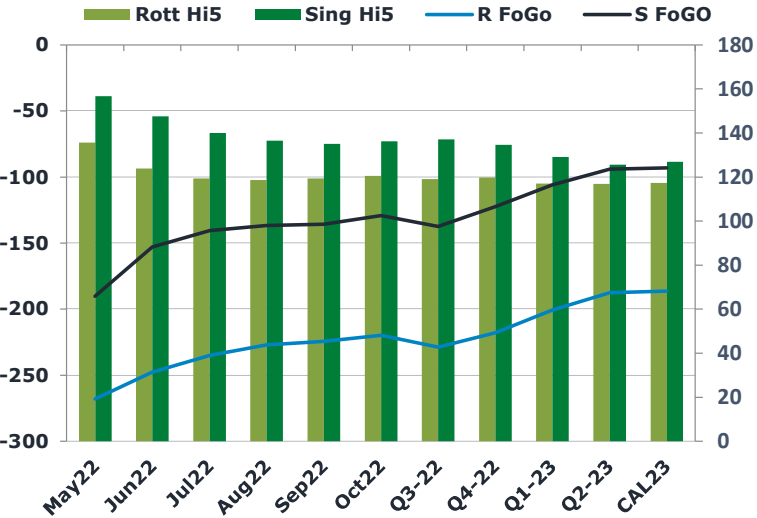
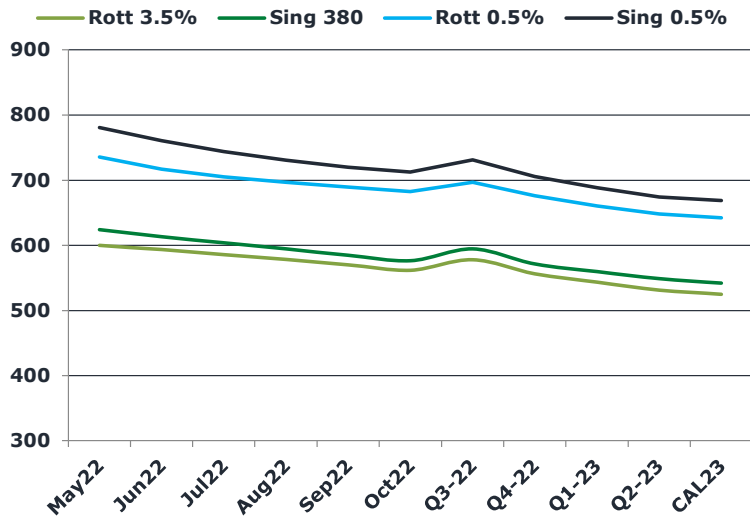
An unusually slow and subdued day on Brent as Chinese holiday brings a lull to the market. A sell off from 1530BST saw some buying action on the front but nothing new to report in terms of fundamental changes on headlines.

Brent May 22 Morning Technical Comment – 60 Min  
05/04/22 <https://fisapp.com/wp-content/uploads/2022/04/FIS-Morning-Technical-Brent-05-04-22.pdf>

### Brent

107.25

	Barges 3.5 %	Sing 380cst	Rott 0.5%	Sing 0.5%	Sing Hi5
May22	599.85	624.10	735.45	780.85	157
Jun22	593.35	613.35	717.20	760.85	148
Jul22	585.85	603.85	705.20	743.85	140
Aug22	578.10	594.35	696.70	730.85	137
Sep22	570.10	584.85	689.45	719.85	135
Oct22	561.85	576.35	682.45	712.60	136
Q3-22	578.00	594.35	697.10	731.50	137
Q4-22	556.35	571.27	676.12	705.85	135
Q1-23	543.35	559.60	660.45	688.68	129
Q2-23	531.35	548.85	648.20	674.43	126
CAL23	524.93	541.75	642.26	668.70	127



### Fuel Oil Market News

The Barges crack opened at -10.70 this morning and ended the day printing -11.25. The Cal 23 crack was valued at 10.50.

The Singapore 0.5% crack ended the day trading at 17.30, with the Rott 0.5% crack printing 10.45 on both front months, respectively.

	Rott GOFO	Sing GOFO	R FoGo	S FoGo	Rott Hi5
May22	403.49	346.99	-268.00	-190.25	136
Jun22	371.29	300.38	-247.50	-153.00	124
Jul22	354.34	280.45	-235.00	-140.50	119
Aug22	345.66	273.19	-227.00	-136.75	119
Sep22	343.57	270.77	-224.25	-135.75	119
Oct22	340.26	265.48	-219.75	-129.25	121
Q3-22	347.85	274.69	-228.75	-137.50	119
Q4-22	337.59	256.78	-217.75	-122.25	120
Q1-23	317.49	235.05	-200.50	-106.00	117
Q2-23	304.46	219.48	-187.50	-94.00	117
CAL23	303.84	220.12	-186.50	-93.25	117

# FIS Fuel Oil Daily Evening Report

London +44 20 7090 1134 - info@freightinvestor.com | Singapore +65 6535 5189 - info@freightinvestor.asia | Shanghai +86 21 63012568

05 April 2022

## TIME SPREADS FUEL

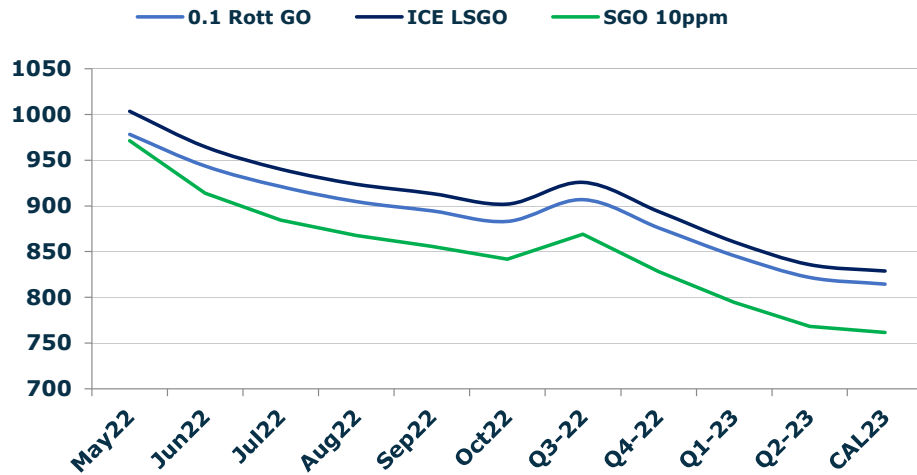
	Barges 3.5	S 380	Rott 0.5%	Sing 0.5%
May22/Jun22	6.50	10.75	18.25	20.00
Jun22/Jul22	7.50	9.50	12.00	17.00
Jul22/Aug22	7.75	9.50	8.50	13.00
Aug22/Sep22	8.00	9.50	7.25	11.00
Sep22/Oct22	8.25	8.50	7.00	7.25
Q3-22/Q4-22	21.65	23.08	20.98	25.65
Q4-22/Q1-23	13.00	11.67	15.67	17.17
Q1-23/Q2-23	12.00	10.75	12.25	14.25
CAL23/CAL24	35.00	26.00	32.3	7.96

## GASOIL CURVES

	Rott 0.1	SGO 10ppm	ICE GO
May22	978.3	971.1	1003.3
Jun22	943.6	913.7	964.6
Jul22	921.2	884.3	940.2
Aug22	904.8	867.5	923.8
Sep22	894.7	855.6	913.7
Oct22	883.1	841.8	902.1
Q3-22	906.9	869.0	925.9
Q4-22	876.3	828.1	893.9
Q1-23	845.8	794.7	860.8
Q2-23	821.8	768.3	835.8
CAL23	814.5	761.9	828.8

## EW SPREAD

	EW380	EW0.5%
May22	24.25	45.40
Jun22	20.00	43.65
Jul22	18.00	38.65
Aug22	16.25	34.15
Sep22	14.75	30.40
Oct22	14.50	30.15
Q3-22	16.35	34.40
Q4-22	14.92	29.73
Q1-23	16.25	28.23
Q2-23	17.50	26.23
CAL23	21.75	26.44



## Contact US:

### Luke Longhurst

Email: lukel@freightinvestor.com

Mobile: (+44) 7966 968761

### Ricky Forman

Email: rickyf@freightinvestor.com

Mobile: (+44) 7868 708719

### Sam Twyford

Email: samt@freightinvestor.com

Mobile: (+44) 7729 118643

### Jessie Deng

Email: jessied@freightinvestor.com

Mobile: (+86) 13524516743

### Jarryd Smith

Email: jarryds@freightinvestor.com

Mobile: (+65) 8798 4987

The information provided in this communication is not intended for retail clients. It is general in nature only and does not constitute advice or an offer to sell, or the solicitation of an offer to purchase any swap or other financial instruments, nor constitute any recommendation on our part. The information has been prepared without considering your investment objectives, financial situation, or knowledge and experience. This material is not a research report and is not intended as such. FIS is not responsible for any trading decisions taken based on this communication. Trading swaps and over-the-counter derivatives, exchange-traded derivatives, and options involve substantial risk and are not suitable for all investors. You are advised to perform an independent investigation to determine whether a transaction is suitable for you. No part of this material may be copied or duplicated in any form by any means or redistributed without our prior written consent. Freight Investor Services Ltd (FIS) is authorised and regulated by the Financial Conduct Authority (FRN: 211452) and is a member of the National Futures Association ("NFA"). Freight Investor Services PTE Ltd ('FIS PTE') is a private limited company, incorporated and registered in Singapore with company number 200603922G, and has subsidiary offices in India and Shanghai. Freight Investor Solutions DMCC ('FIS DMCC') is a private limited company, incorporated and registered in Dubai with company number DMCC1225. Further information about FIS including the location of its offices can be found on our website at [freightinvestorservices.com](http://freightinvestorservices.com)