



# Fuel Oil Daily Morning Report

London +44 20 7090 1134 - info@freightinvestor.com | Singapore +65 6535 5189 - info@freightinvestor.asia | Shanghai +86 21 63012568

## 08 April 2022

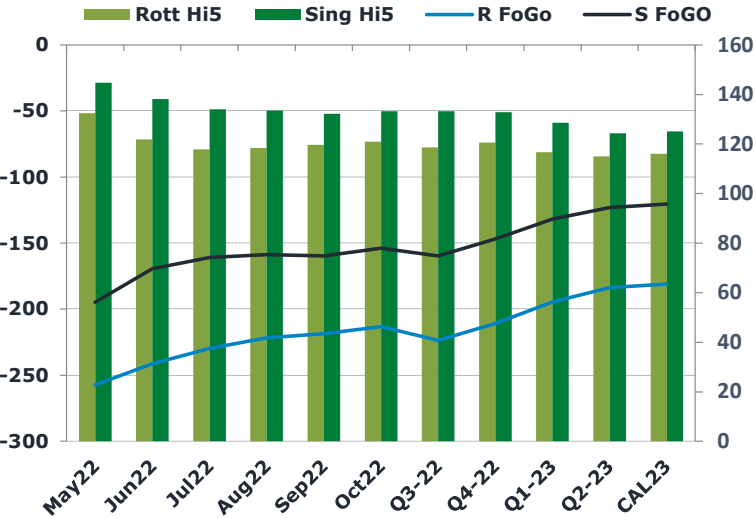
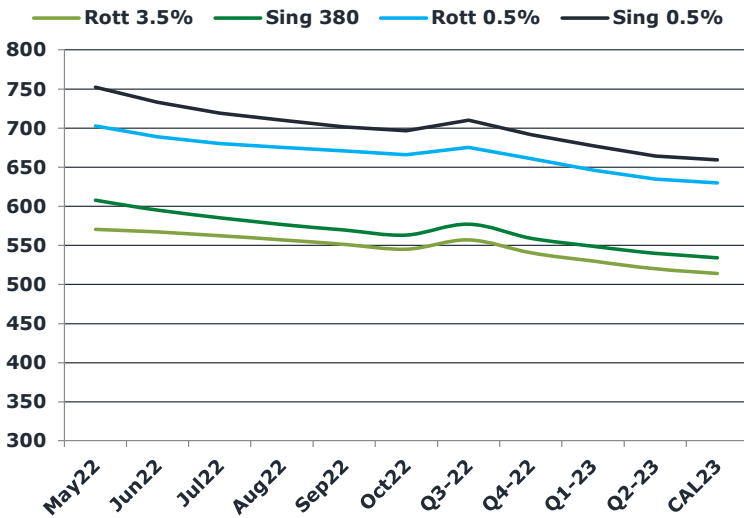
### Oil and Energy Market News

Oil fell for a third session as traders assessed the prospect of millions of barrels of crude from strategic reserves while signals of a tighter U.S. monetary policy sparked risk-off sentiment across markets. West Texas Intermediate slumped below \$95 a barrel. Brent dropped below \$100 for the first time since March 17 after plunging more than 5% on Wednesday following the International Energy Agency's announcement that U.S. allies will deploy 60 million barrels from stockpiles. U.S. President Joe Biden's administration previously announced a release of 180 million barrels from its own reserves. Oil traders are also assessing the consequences of a hawkish pivot from the Federal Reserve, as policy makers rein in the support they deployed to combat soaring inflation. The dollar rose for a seventh day, making commodities priced in the currency less attractive to investors (Bloomberg).

### Brent

101.19

	Barges 3.5 %	Sing 380cst	Rott 0.5%	Sing 0.5%	Sing Hi5
May22	570.25	607.50	702.65	752.20	145
Jun22	567.00	595.00	688.90	733.20	138
Jul22	562.25	585.25	680.15	719.20	134
Aug22	557.00	576.75	675.40	710.20	133
Sep22	551.25	569.50	670.90	701.70	132
Oct22	545.00	563.25	665.90	696.45	133
Q3-22	556.85	577.15	675.50	710.35	133
Q4-22	540.33	559.00	660.90	691.87	133
Q1-23	529.75	548.75	646.40	677.28	129
Q2-23	520.00	539.92	634.98	664.20	124
CAL23	513.94	534.08	629.98	659.24	125



### Fuel Oil Market News

#### OIL MARKET ROUND-UP: (Bloomberg)

- \* Russia Early-April Oil Output Drops Most in Almost Two Years
- \* Japan Considers Cutting Russia Coal Imports in Shift of Position
- \* Singapore's Diesel Stockpiles Drain Amid Global Squeeze: Chart
- \* IEA Outlines Emergency Oil Release Details From Member Nations
- \* Congress Sends Biden a Bill Banning Russian Oil Imports
- \* Qatar Raises Land Crude Official Price to \$9/Bbl Premium for May

	Rott GOFO	Sing GOFO	R FoGo	S FoGO	Rott Hi5
May22	389.98	339.73	-257.50	-195.00	132
Jun22	363.28	307.53	-241.25	-169.25	122
Jul22	347.77	294.93	-229.75	-161.00	118
Aug22	340.19	292.25	-221.75	-158.75	118
Sep22	338.21	292.05	-218.50	-159.75	120
Oct22	334.14	286.83	-213.25	-153.75	121
Q3-22	342.05	293.01	-223.50	-159.75	119
Q4-22	331.20	279.61	-210.75	-146.75	121
Q1-23	311.03	260.28	-194.50	-131.75	117
Q2-23	298.85	247.31	-183.75	-123.00	115
CAL23	297.03	245.56	-181.00	-120.50	116

# FIS Fuel Oil Daily Morning Report

London +44 20 7090 1134 - info@freightinvestor.com | Singapore +65 6535 5189 - info@freightinvestor.asia | Shanghai +86 21 63012568

## 08 April 2022

### TIME SPREADS FUEL

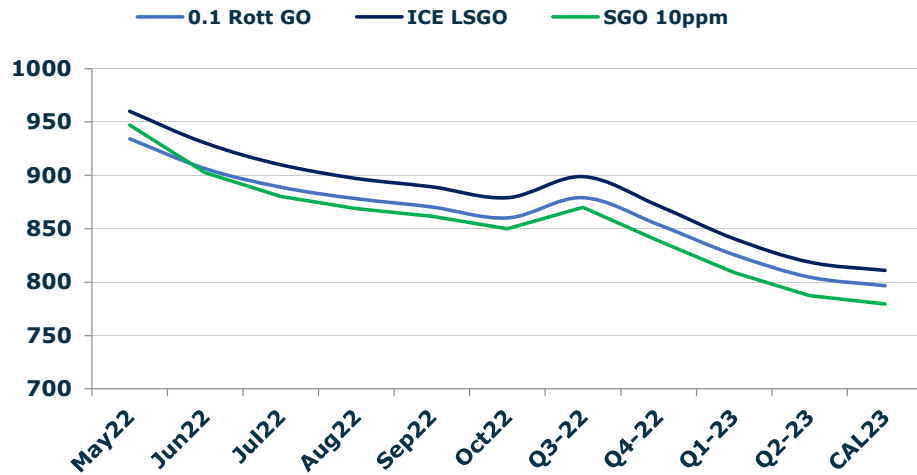
	Barges 3.5	S 380	Rott 0.5%	Sing 0.5%
May22/Jun22	3.25	12.50	13.75	19.00
Jun22/Jul22	4.75	9.75	8.75	14.00
Jul22/Aug22	5.25	8.50	4.75	9.00
Aug22/Sep22	5.75	7.25	4.50	8.50
Sep22/Oct22	6.25	6.25	5.00	5.25
Q3-22/Q4-22	16.52	18.15	14.60	18.48
Q4-22/Q1-23	10.58	10.25	14.50	14.58
Q1-23/Q2-23	9.75	8.83	11.42	13.08
CAL23/CAL24	26.25	22.75	22.3	2.91

### GASOIL CURVES

	Rott 0.1	SGO 10ppm	ICE GO
May22	934.2	947.2	960.2
Jun22	906.3	902.5	930.3
Jul22	889.0	880.2	910.0
Aug22	878.2	869.0	897.2
Sep22	870.5	861.6	889.5
Oct22	860.1	850.1	879.1
Q3-22	879.2	870.2	898.9
Q4-22	853.9	838.6	871.5
Q1-23	825.8	809.0	840.8
Q2-23	804.8	787.2	818.8
CAL23	796.7	779.6	811.0

### EW SPREAD

	EW380	EW0.5%
May22	37.25	49.55
Jun22	28.00	44.30
Jul22	23.00	39.05
Aug22	19.75	34.80
Sep22	18.25	30.80
Oct22	18.25	30.55
Q3-22	20.30	34.85
Q4-22	18.67	30.97
Q1-23	19.00	30.88
Q2-23	19.92	29.22
CAL23	18.50	29.26



### Contact US:

#### Luke Longhurst

Email: lukel@freightinvestor.com

Mobile: (+44) 7966 968761

#### Ricky Forman

Email: rickyf@freightinvestor.com

Mobile: (+44) 7868 708719

#### Sam Twyford

Email: samt@freightinvestor.com

Mobile: (+44) 7729 118643

#### Jessie Deng

Email: jessied@freightinvestor.com

Mobile: (+86) 13524516743

#### Jarryd Smith

Email: jarryds@freightinvestor.com

Mobile: (+65) 8798 4987

The information provided in this communication is not intended for retail clients. It is general in nature only and does not constitute advice or an offer to sell, or the solicitation of an offer to purchase any swap or other financial instruments, nor constitute any recommendation on our part. The information has been prepared without considering your investment objectives, financial situation, or knowledge and experience. This material is not a research report and is not intended as such. FIS is not responsible for any trading decisions taken based on this communication. Trading swaps and over-the-counter derivatives, exchange-traded derivatives, and options involve substantial risk and are not suitable for all investors. You are advised to perform an independent investigation to determine whether a transaction is suitable for you. No part of this material may be copied or duplicated in any form by any means or redistributed without our prior written consent. Freight Investor Services Ltd (FIS) is authorised and regulated by the Financial Conduct Authority (FRN: 211452) and is a member of the National Futures Association ("NFA"). Freight Investor Services PTE Ltd ('FIS PTE') is a private limited company, incorporated and registered in Singapore with company number 200603922G, and has subsidiary offices in India and Shanghai. Freight Investor Solutions DMCC ('FIS DMCC') is a private limited company, incorporated and registered in Dubai with company number DMCC1225. Further information about FIS including the location of its offices can be found on our website at [freightinvestorservices.com](http://freightinvestorservices.com)