

FIS Fuel Oil Daily Evening Report

London +44 20 7090 1134 - info@freightinvestor.com | Singapore +65 6535 5189 - info@freightinvestor.asia | Shanghai +86 21 63012568

12 April 2022

Oil and Energy Market News

Brent crude oil front month futures ended the day down, printing \$105.20 at 1630 BST. Highs in the day reached \$105.45 and lows touched \$98.90.

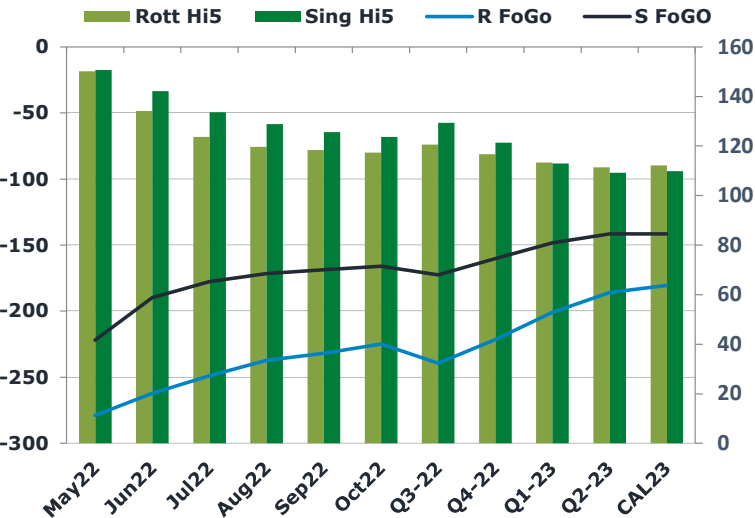
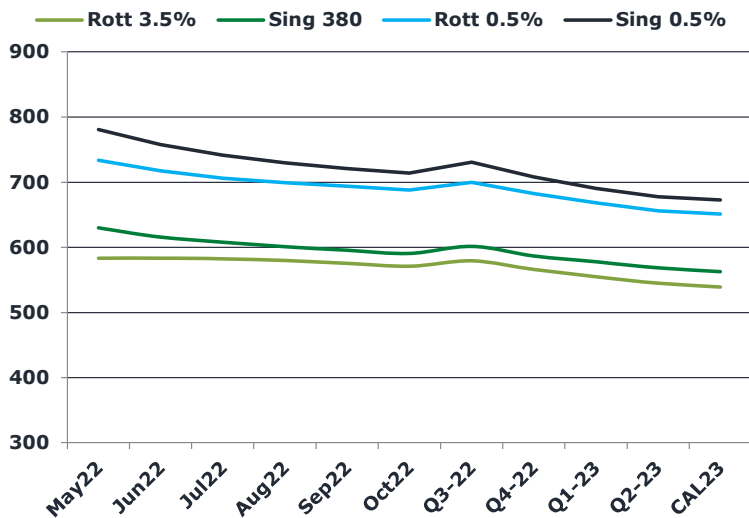
OPEC: the impact of the Ukraine crisis as well as the impact of an omicron coronavirus strain in China are some of the reasons for the decline in demand.

However, Oil came rebounding back this afternoon in a strong performance as a result of China lifting lockdowns and easing restrictions across the nation.

Brent

105.20

	Barges 3.5 %	Sing 380cst	Rott 0.5%	Sing 0.5%	Sing Hi5
May22	583.40	629.90	733.55	780.55	151
Jun22	583.40	615.65	717.55	757.80	142
Jul22	582.40	607.90	706.05	741.55	134
Aug22	579.65	601.15	699.30	730.05	129
Sep22	575.40	595.40	693.80	721.05	126
Oct22	570.90	590.40	688.30	714.05	124
Q3-22	579.15	601.50	699.70	730.90	129
Q4-22	566.07	586.65	682.80	708.05	121
Q1-23	554.90	577.65	668.30	690.63	113
Q2-23	544.90	568.32	656.30	677.55	109
CAL23	538.90	562.80	651.13	672.59	110



Fuel Oil Market News

The Barges crack opened at -12.10 this morning and ended the day printing -12.75. The Cal 23 crack was valued at 10.50.

The Singapore 0.5% crack ended the day trading at 18.40, with the Rott 0.5% crack printing 11.00 on both front months, respectively.

	Rott GOFO	Sing GOFO	R FoGo	S FoGO	Rott Hi5
May22	429.16	372.66	-279.00	-222.00	150
Jun22	396.38	331.78	-262.25	-189.75	134
Jul22	372.38	311.22	-248.75	-177.50	124
Aug22	356.84	300.46	-237.25	-171.50	120
Sep22	350.23	294.29	-231.75	-168.75	118
Oct22	342.23	289.60	-224.75	-166.00	117
Q3-22	359.80	301.81	-239.25	-172.50	121
Q4-22	338.33	281.68	-221.50	-160.25	117
Q1-23	314.08	261.21	-200.75	-148.25	113
Q2-23	297.19	250.67	-185.75	-141.50	111
CAL23	292.65	251.23	-180.50	-141.50	112

FIS Fuel Oil Daily Evening Report

London +44 20 7090 1134 - info@freightinvestor.com | Singapore +65 6535 5189 - info@freightinvestor.asia | Shanghai +86 21 63012568

12 April 2022

TIME SPREADS FUEL

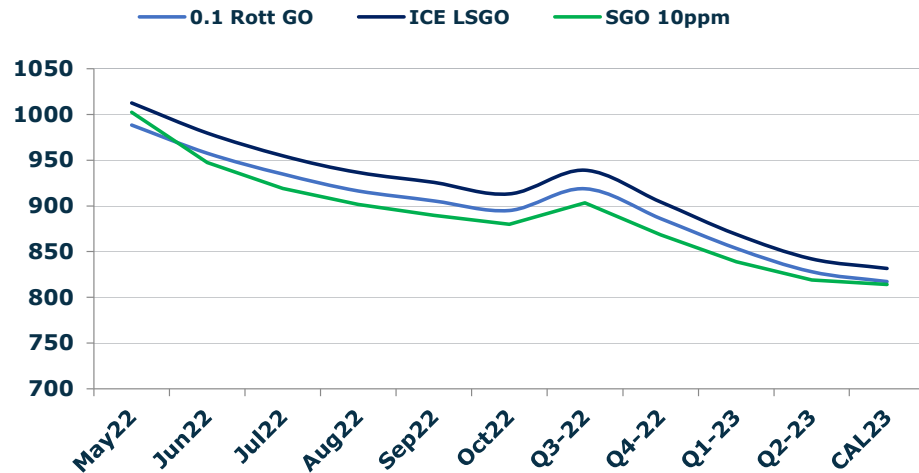
	Barges 3.5	S 380	Rott 0.5%	Sing 0.5%
May22/Jun22	0.00	14.25	16.00	22.75
Jun22/Jul22	1.00	7.75	11.50	16.25
Jul22/Aug22	2.75	6.75	6.75	11.50
Aug22/Sep22	4.25	5.75	5.50	9.00
Sep22/Oct22	4.50	5.00	5.50	7.00
Q3-22/Q4-22	13.08	14.85	16.90	22.85
Q4-22/Q1-23	11.17	9.00	14.50	17.42
Q1-23/Q2-23	10.00	9.33	12.00	13.08
CAL23/CAL24	24.50	20.25	16.7	-14.95

GASOIL CURVES

	Rott 0.1	SGO 10ppm	ICE GO
May22	988.6	1002.6	1012.6
Jun22	957.8	947.4	979.8
Jul22	934.8	919.1	954.8
Aug22	916.5	901.6	936.5
Sep22	905.6	889.7	925.6
Oct22	895.1	880.0	913.1
Q3-22	919.0	903.3	939.0
Q4-22	886.4	868.3	904.4
Q1-23	853.7	838.9	869.0
Q2-23	828.1	819.0	842.1
CAL23	817.2	814.0	831.5

EW SPREAD

	EW380	EW0.5%
May22	46.50	47.00
Jun22	32.25	40.25
Jul22	25.50	35.50
Aug22	21.50	30.75
Sep22	20.00	27.25
Oct22	19.50	25.75
Q3-22	22.35	31.20
Q4-22	20.58	25.25
Q1-23	22.75	22.33
Q2-23	23.42	21.25
CAL23	22.83	21.46



Contact US:

Luke Longhurst

Email: lukel@freightinvestor.com

Mobile: (+44) 7966 968761

Ricky Forman

Email: rickyf@freightinvestor.com

Mobile: (+44) 7868 708719

Sam Twyford

Email: samt@freightinvestor.com

Mobile: (+44) 7729 118643

Jessie Deng

Email: jessied@freightinvestor.com

Mobile: (+86) 13524516743

Jarryd Smith

Email: jarryds@freightinvestor.com

Mobile: (+65) 8798 4987

The information provided in this communication is not intended for retail clients. It is general in nature only and does not constitute advice or an offer to sell, or the solicitation of an offer to purchase any swap or other financial instruments, nor constitute any recommendation on our part. The information has been prepared without considering your investment objectives, financial situation, or knowledge and experience. This material is not a research report and is not intended as such. FIS is not responsible for any trading decisions taken based on this communication. Trading swaps and over-the-counter derivatives, exchange-traded derivatives, and options involve substantial risk and are not suitable for all investors. You are advised to perform an independent investigation to determine whether a transaction is suitable for you. No part of this material may be copied or duplicated in any form by any means or redistributed without our prior written consent. Freight Investor Services Ltd (FIS) is authorised and regulated by the Financial Conduct Authority (FRN: 211452) and is a member of the National Futures Association ("NFA"). Freight Investor Services PTE Ltd ('FIS PTE') is a private limited company, incorporated and registered in Singapore with company number 200603922G, and has subsidiary offices in India and Shanghai. Freight Investor Solutions DMCC ('FIS DMCC') is a private limited company, incorporated and registered in Dubai with company number DMCC1225. Further information about FIS including the location of its offices can be found on our website at freightinvestorservices.com