



Fuel Oil Daily Evening Report

London +44 20 7090 1134 - info@freightinvestor.com | Singapore +65 6535 5189 - info@freightinvestor.asia | Shanghai +86 21 63012568

13 April 2022

Oil and Energy Market News

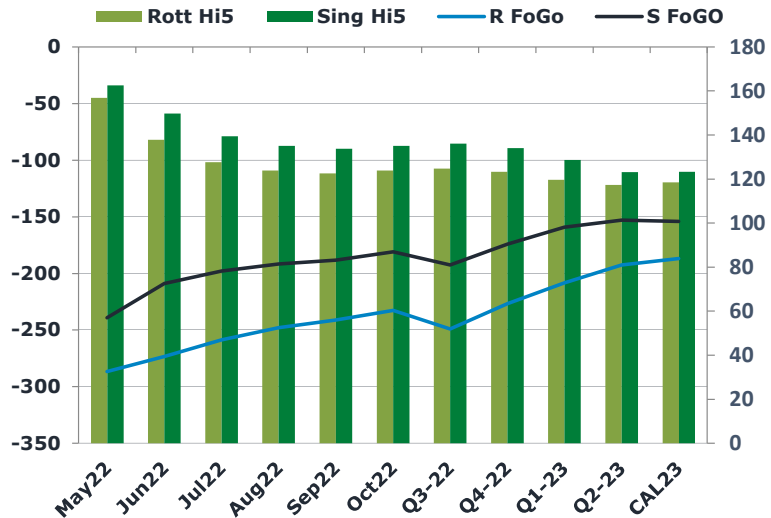
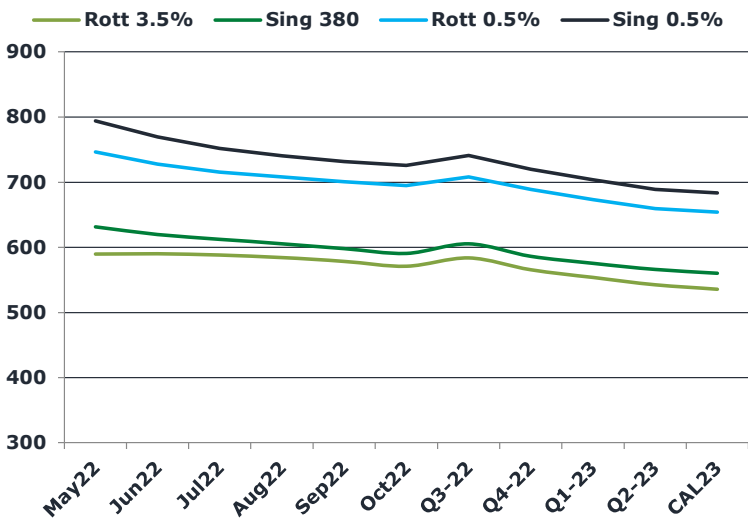
Brent crude oil front month futures ended the day down, printing \$107.15 at 1630 BST. Highs in the day reached \$107.50 and lows touched \$104.06.

EIA week ending 4/8
 Crude oil: +9.4M
 SPR: -3.9M
 Cushing: +0.4M
 Gasoline: -3.6M
 Distillates: -2.9M
 Refiner utiliz: 90.0%
 Impld mogas demand: 8.74Mbpd
 Domestic prod: 11.8MMbpd

Brent

107.15

	Barges 3.5 %	Sing 380cst	Rott 0.5%	Sing 0.5%	Sing Hi5
May22	589.40	631.40	746.25	793.90	163
Jun22	589.90	619.65	727.75	769.40	150
Jul22	588.15	612.40	715.75	751.90	140
Aug22	584.15	605.40	708.00	740.40	135
Sep22	578.40	597.90	701.00	731.65	134
Oct22	570.90	590.65	694.75	725.65	135
Q3-22	583.55	605.25	708.25	741.30	136
Q4-22	565.48	586.07	688.83	720.15	134
Q1-23	553.57	575.23	673.25	703.90	129
Q2-23	542.40	565.90	659.75	688.98	123
CAL23	535.78	560.07	654.21	683.30	123



Fuel Oil Market News

The Barges crack opened at -12.85 this morning and ended the day printing -13.60. The Cal 23 crack was valued at 10.50.

The Singapore 0.5% crack ended the day trading at 18.60, with the Rott 0.5% crack printing 11.10 on both front months, respectively.

	Rott GOFO	Sing GOFO	R FoGo	S FoGO	Rott Hi5
May22	443.64	401.64	-286.75	-239.25	157
Jun22	411.01	358.63	-273.25	-209.00	138
Jul22	386.17	337.42	-258.50	-198.00	128
Aug22	371.54	326.84	-247.75	-191.75	124
Sep22	363.63	322.05	-241.00	-188.25	123
Oct22	356.56	315.89	-232.75	-181.00	124
Q3-22	373.80	328.61	-249.00	-192.50	125
Q4-22	350.17	308.08	-226.75	-174.00	123
Q1-23	327.94	288.02	-208.25	-159.25	120
Q2-23	309.81	276.09	-192.50	-153.00	117
CAL23	305.45	277.12	-187.00	-154.00	118

FIS Fuel Oil Daily Evening Report

London +44 20 7090 1134 - info@freightinvestor.com | Singapore +65 6535 5189 - info@freightinvestor.asia | Shanghai +86 21 63012568

13 April 2022

TIME SPREADS FUEL

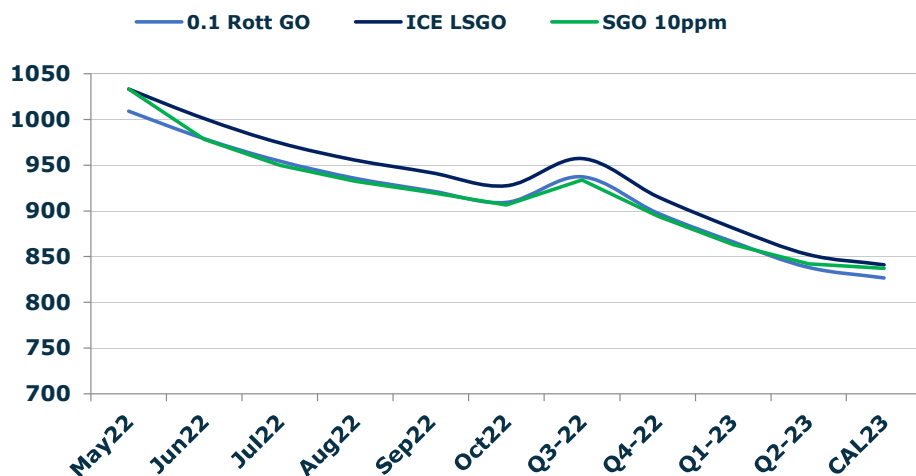
	Barges 3.5	S 380	Rott 0.5%	Sing 0.5%
May22/Jun22	-0.50	11.75	18.50	24.50
Jun22/Jul22	1.75	7.25	12.00	17.50
Jul22/Aug22	4.00	7.00	7.75	11.50
Aug22/Sep22	5.75	7.50	7.00	8.75
Sep22/Oct22	7.50	7.25	6.25	6.00
Q3-22/Q4-22	18.07	19.18	19.42	21.15
Q4-22/Q1-23	11.92	10.83	15.58	16.25
Q1-23/Q2-23	11.17	9.33	13.50	14.92
CAL23/CAL24	24.50	20.25	22.9	-1.52

GASOIL CURVES

	Rott 0.1	SGO 10ppm	ICE GO
May22	1009.0	1033.0	1033.0
Jun22	978.9	978.3	1000.9
Jul22	954.3	949.8	974.3
Aug22	935.7	932.2	955.7
Sep22	922.0	919.9	942.0
Oct22	909.5	906.5	927.5
Q3-22	937.4	933.9	957.4
Q4-22	897.6	894.1	915.6
Q1-23	866.2	863.3	881.5
Q2-23	838.2	842.0	852.2
CAL23	826.9	837.2	841.2

EW SPREAD

	EW380	EW0.5%
May22	42.00	47.65
Jun22	29.75	41.65
Jul22	24.25	36.15
Aug22	21.25	32.40
Sep22	19.50	30.65
Oct22	19.75	30.90
Q3-22	21.70	33.05
Q4-22	20.58	31.32
Q1-23	21.67	30.65
Q2-23	23.50	29.23
CAL23	25.50	29.09



Contact US:

Luke Longhurst

Email: lukel@freightinvestor.com

Mobile: (+44) 7966 968761

Ricky Forman

Email: rickyf@freightinvestor.com

Mobile: (+44) 7868 708719

Sam Twyford

Email: samt@freightinvestor.com

Mobile: (+44) 7729 118643

Jessie Deng

Email: jessied@freightinvestor.com

Mobile: (+86) 13524516743

Jarryd Smith

Email: jarryds@freightinvestor.com

Mobile: (+65) 8798 4987

The information provided in this communication is not intended for retail clients. It is general in nature only and does not constitute advice or an offer to sell, or the solicitation of an offer to purchase any swap or other financial instruments, nor constitute any recommendation on our part. The information has been prepared without considering your investment objectives, financial situation, or knowledge and experience. This material is not a research report and is not intended as such. FIS is not responsible for any trading decisions taken based on this communication. Trading swaps and over-the-counter derivatives, exchange-traded derivatives, and options involve substantial risk and are not suitable for all investors. You are advised to perform an independent investigation to determine whether a transaction is suitable for you. No part of this material may be copied or duplicated in any form by any means or redistributed without our prior written consent. Freight Investor Services Ltd (FIS) is authorised and regulated by the Financial Conduct Authority (FRN: 211452) and is a member of the National Futures Association ("NFA"). Freight Investor Services PTE Ltd ('FIS PTE') is a private limited company, incorporated and registered in Singapore with company number 200603922G, and has subsidiary offices in India and Shanghai. Freight Investor Solutions DMCC ('FIS DMCC') is a private limited company, incorporated and registered in Dubai with company number DMCC1225. Further information about FIS including the location of its offices can be found on our website at freightinvestorservices.com