



# Fuel Oil Daily Evening Report

London +44 20 7090 1134 - info@freightinvestor.com | Singapore +65 6535 5189 - info@freightinvestor.asia | Shanghai +86 21 63012568

## 14 April 2022

### Oil and Energy Market News

Brent crude oil front month futures ended the day down, printing \$107.56 at 1630 BST. Highs in the day reached \$108.91 and lows touched \$106.63.

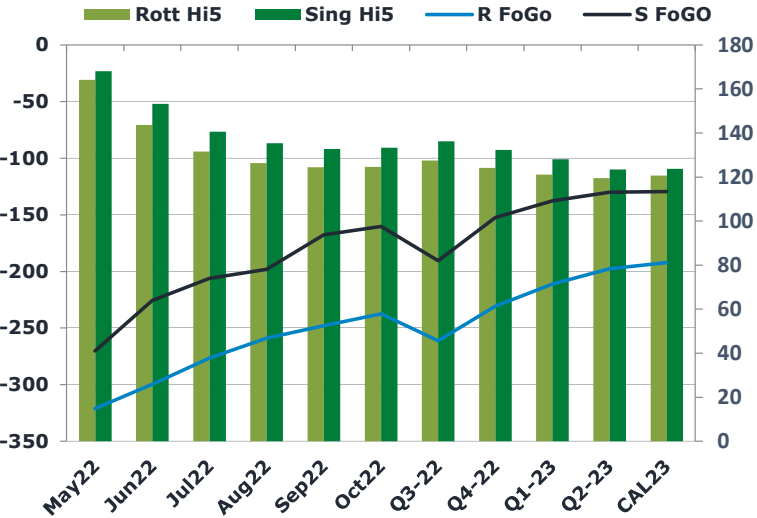
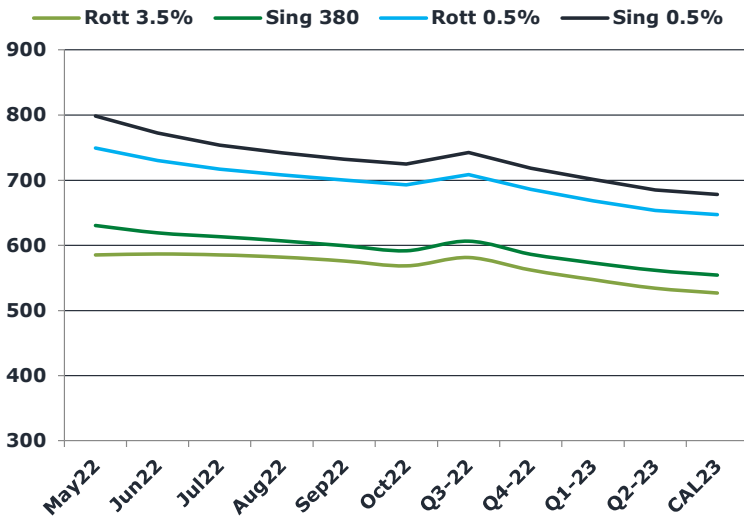
Liquidity thin on the Eve of Good Friday.

On that Note, wishing you a Happy Easter!

### Brent

107.56

	Barges 3.5 %	Sing 380cst	Rott 0.5%	Sing 0.5%	Sing Hi5
May22	585.30	630.30	749.45	798.35	168
Jun22	586.80	619.05	730.45	772.35	153
Jul22	585.30	613.30	716.95	753.85	141
Aug22	581.80	606.80	708.20	742.10	135
Sep22	576.05	599.30	700.45	732.10	133
Oct22	568.30	591.80	692.95	725.10	133
Q3-22	581.05	606.45	708.55	742.70	136
Q4-22	561.88	586.38	686.03	718.68	132
Q1-23	547.30	573.05	668.45	701.10	128
Q2-23	534.22	561.47	653.70	684.93	123
CAL23	526.59	554.49	647.22	678.25	124



### Fuel Oil Market News

The Barges crack opened at -13.80 this morning and ended the day printing -14.50. The Cal 23 crack was valued at -9.60.

The Singapore 0.5% crack ended the day trading at 19.00, with the Rott 0.5% crack printing 11.30 on both front months, respectively.

	Rott GOFO	Sing GOFO	R FoGo	S FoGo	Rott Hi5
May22	485.30	438.30	-321.25	-270.25	164
Jun22	443.04	378.78	-299.50	-225.50	144
Jul22	408.09	346.53	-276.50	-206.00	132
Aug22	385.51	333.66	-259.00	-198.25	126
Sep22	372.34	300.19	-248.00	-167.50	124
Oct22	362.08	293.53	-237.50	-160.25	125
Q3-22	388.65	326.66	-261.25	-190.50	128
Q4-22	355.00	284.79	-230.75	-152.50	124
Q1-23	332.40	265.77	-211.25	-137.75	121
Q2-23	316.96	253.36	-197.50	-130.00	119
CAL23	312.94	253.24	-192.25	-129.50	121

# FIS Fuel Oil Daily Evening Report

London +44 20 7090 1134 - info@freightinvestor.com | Singapore +65 6535 5189 - info@freightinvestor.asia | Shanghai +86 21 63012568

## 14 April 2022

### TIME SPREADS FUEL

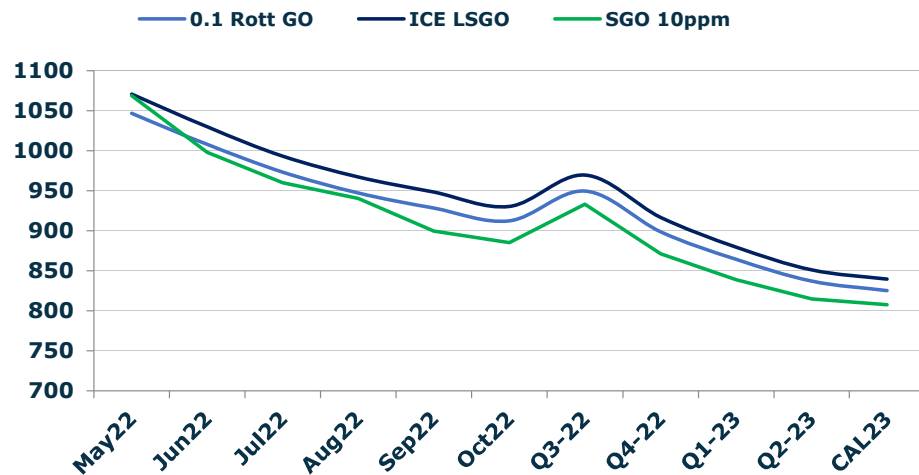
	Barges 3.5	S 380	Rott 0.5%	Sing 0.5%
May22/Jun22	-1.50	11.25	19.00	26.00
Jun22/Jul22	1.50	5.75	13.50	18.50
Jul22/Aug22	3.50	6.50	8.75	11.75
Aug22/Sep22	5.75	7.50	7.75	10.00
Sep22/Oct22	7.75	7.50	7.50	7.00
Q3-22/Q4-22	19.17	20.07	22.52	24.02
Q4-22/Q1-23	14.58	13.33	17.58	17.58
Q1-23/Q2-23	13.08	11.58	14.75	16.17
CAL23/CAL24	24.50	20.25	25.1	-0.99

### GASOIL CURVES

	Rott 0.1	SGO 10ppm	ICE GO
May22	1046.6	1068.6	1070.6
Jun22	1007.8	997.8	1029.8
Jul22	973.4	959.8	993.4
Aug22	947.3	940.5	967.3
Sep22	928.4	899.5	948.4
Oct22	912.4	885.3	930.4
Q3-22	949.7	933.1	969.7
Q4-22	898.9	871.2	916.9
Q1-23	864.4	838.8	879.7
Q2-23	837.2	814.8	851.2
CAL23	825.2	807.7	839.5

### EW SPREAD

	EW380	EW0.5%
May22	45.00	48.90
Jun22	32.25	41.90
Jul22	28.00	36.90
Aug22	25.00	33.90
Sep22	23.25	31.65
Oct22	23.50	32.15
Q3-22	25.40	34.15
Q4-22	24.50	32.65
Q1-23	25.75	32.65
Q2-23	27.25	31.23
CAL23	25.50	31.03



### Contact US:

#### Luke Longhurst

Email: lukel@freightinvestor.com

Mobile: (+44) 7966 968761

#### Ricky Forman

Email: rickyf@freightinvestor.com

Mobile: (+44) 7868 708719

#### Sam Twyford

Email: samt@freightinvestor.com

Mobile: (+44) 7729 118643

#### Jessie Deng

Email: jessied@freightinvestor.com

Mobile: (+86) 13524516743

#### Jarryd Smith

Email: jarryds@freightinvestor.com

Mobile: (+65) 8798 4987

The information provided in this communication is not intended for retail clients. It is general in nature only and does not constitute advice or an offer to sell, or the solicitation of an offer to purchase any swap or other financial instruments, nor constitute any recommendation on our part. The information has been prepared without considering your investment objectives, financial situation, or knowledge and experience. This material is not a research report and is not intended as such. FIS is not responsible for any trading decisions taken based on this communication. Trading swaps and over-the-counter derivatives, exchange-traded derivatives, and options involve substantial risk and are not suitable for all investors. You are advised to perform an independent investigation to determine whether a transaction is suitable for you. No part of this material may be copied or duplicated in any form by any means or redistributed without our prior written consent. Freight Investor Services Ltd (FIS) is authorised and regulated by the Financial Conduct Authority (FRN: 211452) and is a member of the National Futures Association ("NFA"). Freight Investor Services PTE Ltd ('FIS PTE') is a private limited company, incorporated and registered in Singapore with company number 200603922G, and has subsidiary offices in India and Shanghai. Freight Investor Solutions DMCC ('FIS DMCC') is a private limited company, incorporated and registered in Dubai with company number DMCC1225. Further information about FIS including the location of its offices can be found on our website at [freightinvestorservices.com](http://freightinvestorservices.com)