

FIS Fuel Oil Daily Evening Report

London +44 20 7090 1134 - info@freightinvestor.com | Singapore +65 6535 5189 - info@freightinvestor.asia | Shanghai +86 21 63012568

29 April 2022

Oil and Energy Market News

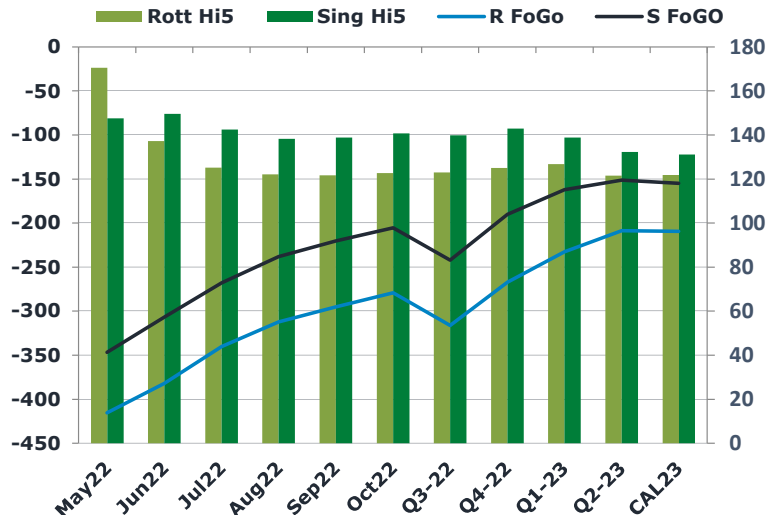
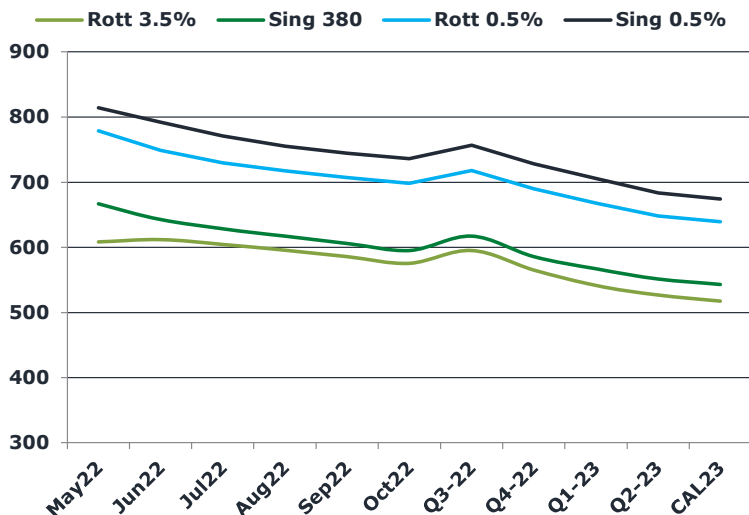
Oil prices rose for a fourth day on Friday as fears over Russian supply disruption outweighed the impact of COVID-19 lockdowns in China, the world's biggest crude importer. Brent rose by \$2.21, or 2.1%, to \$109.80 a barrel by 13.58 GMT after gaining 2.1% in the previous session. U.S. West Texas Intermediate crude gained \$1.44, or 1.4%, to \$106.80 after advancing by 3.3% on Thursday both contracts are set to finish up on the week and post their fifth straight month of gains, buoyed by the increased likelihood that Germany will join other European Union member states in an embargo on Russian oil.

Despite the impact that Chinese lockdowns are having, the risks remain tilted to the upside, especially if the EU manages to deliver on an immediate embargo. (Reuters)

Brent

109.86

	Barges 3.5 %	Sing 380cst	Rott 0.5%	Sing 0.5%	Sing Hi5
May22	608.20	666.70	778.70	814.25	148
Jun22	611.95	642.45	749.20	792.00	150
Jul22	604.50	628.45	729.70	771.00	143
Aug22	595.50	616.95	717.70	755.25	138
Sep22	585.50	605.95	707.20	744.75	139
Oct22	575.50	595.20	698.20	736.00	141
Q3-22	595.15	617.10	718.20	757.00	140
Q4-22	565.17	585.53	690.20	728.50	143
Q1-23	541.25	566.87	668.03	705.75	139
Q2-23	526.67	551.45	648.20	683.75	132
CAL23	517.27	542.93	639.10	674.06	131



Fuel Oil Market News

The Barges crack opened at -13.35 this morning traded down to -14 and ended the day printing -13.90. The Cal 23 crack was valued at -9.25

The Singapore 0.5% crack ended the day trading at 19.10, with the Rott 0.5% crack printing 13.35 on both front months, respectively.

	Rott GOFO	Sing GOFO	R FoGo	S FoGO	Rott Hi5
May22	586.08	494.58	-415.50	-347.00	171
Jun22	519.28	456.25	-382.00	-306.75	137
Jul22	465.53	410.65	-340.25	-268.00	125
Aug22	434.18	376.33	-312.00	-238.00	122
Sep22	417.07	359.02	-295.25	-220.25	122
Oct22	401.63	345.93	-279.00	-205.25	123
Q3-22	438.95	381.95	-316.00	-242.00	123
Q4-22	392.32	332.87	-267.25	-190.00	125
Q1-23	359.55	301.00	-232.75	-162.00	127
Q2-23	330.28	283.64	-208.75	-151.25	122
CAL23	330.95	285.86	-209.25	-154.75	122

FIS Fuel Oil Daily Evening Report

London +44 20 7090 1134 - info@freightinvestor.com | Singapore +65 6535 5189 - info@freightinvestor.asia | Shanghai +86 21 63012568

29 April 2022

TIME SPREADS FUEL

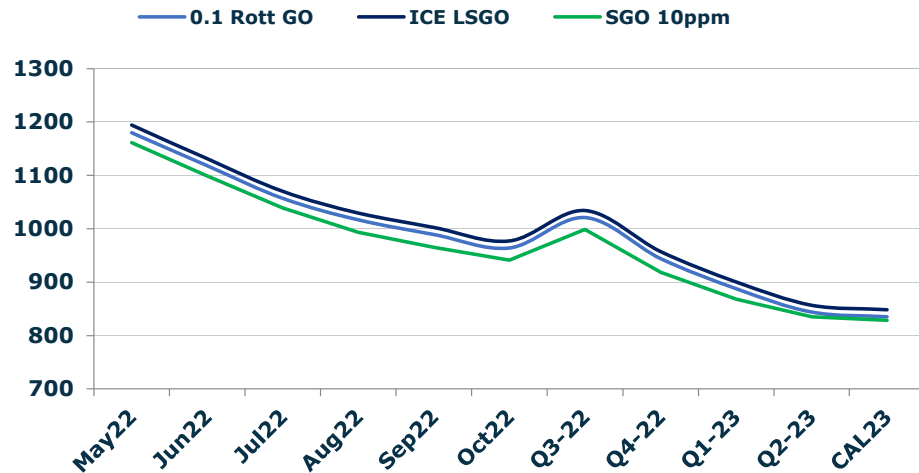
	Barges 3.5	S 380	Rott 0.5%	Sing 0.5%
May22/Jun22	-3.75	24.25	29.50	22.25
Jun22/Jul22	7.45	14.00	19.50	21.00
Jul22/Aug22	9.00	11.50	12.00	15.75
Aug22/Sep22	10.00	11.00	10.50	10.50
Sep22/Oct22	10.00	10.75	9.00	8.75
Q3-22/Q4-22	29.98	31.57	28.00	28.50
Q4-22/Q1-23	23.92	18.67	22.17	22.75
Q1-23/Q2-23	14.58	15.42	19.83	22.00
CAL23/CAL24	45.25	41.25	49.1	49.38

GASOIL CURVES

	Rott 0.1	SGO 10ppm	ICE GO
May22	1180.3	1161.3	1194.3
Jun22	1118.2	1098.7	1131.2
Jul22	1057.0	1039.1	1070.0
Aug22	1016.7	993.3	1029.7
Sep22	989.6	965.0	1002.6
Oct22	964.1	941.1	977.1
Q3-22	1021.1	999.0	1034.1
Q4-22	944.5	918.4	957.5
Q1-23	887.8	867.9	900.8
Q2-23	844.0	835.1	857.0
CAL23	835.2	828.8	848.2

EW SPREAD

	EW380	EW0.5%
May22	58.50	35.55
Jun22	30.50	42.80
Jul22	23.95	41.30
Aug22	21.45	37.55
Sep22	20.45	37.55
Oct22	19.70	37.80
Q3-22	21.95	38.80
Q4-22	20.37	38.30
Q1-23	25.62	37.72
Q2-23	24.78	35.55
CAL23	23.00	34.97



Contact US:

Luke Longhurst

Email: lukel@freightinvestor.com

Mobile: (+44) 7966 968761

Ricky Forman

Email: rickyf@freightinvestor.com

Mobile: (+44) 7868 708719

Sam Twyford

Email: samt@freightinvestor.com

Mobile: (+44) 7729 118643

Jessie Deng

Email: jessied@freightinvestor.com

Mobile: (+86) 13524516743

Jarryd Smith

Email: jarryds@freightinvestor.com

Mobile: (+65) 8798 4987

The information provided in this communication is not intended for retail clients. It is general in nature only and does not constitute advice or an offer to sell, or the solicitation of an offer to purchase any swap or other financial instruments, nor constitute any recommendation on our part. The information has been prepared without considering your investment objectives, financial situation, or knowledge and experience. This material is not a research report and is not intended as such. FIS is not responsible for any trading decisions taken based on this communication. Trading swaps and over-the-counter derivatives, exchange-traded derivatives, and options involve substantial risk and are not suitable for all investors. You are advised to perform an independent investigation to determine whether a transaction is suitable for you. No part of this material may be copied or duplicated in any form by any means or redistributed without our prior written consent. Freight Investor Services Ltd (FIS) is authorised and regulated by the Financial Conduct Authority (FRN: 211452) and is a member of the National Futures Association ("NFA"). Freight Investor Services PTE Ltd ('FIS PTE') is a private limited company, incorporated and registered in Singapore with company number 200603922G, and has subsidiary offices in India and Shanghai. Freight Investor Solutions DMCC ('FIS DMCC') is a private limited company, incorporated and registered in Dubai with company number DMCC1225. Further information about FIS including the location of its offices can be found on our website at freightinvestorservices.com