



# FIS 海岬型与巴拿马型FFA报告

伦敦 +44 20 7090 1120 - info@freightinvestor.com | 新加坡 +65 6535 5189 - info@freightinvestor.asia  
上海 +86 21 6335 4002 | 迪拜 +971 4 4493900

08 April 2022

## 海岬型期租平均

现价	11979	涨幅	226	
月累计价	13319			
年累计价	14622			
时期	买入价	卖出价	收盘价	涨幅
Apr 22	17250	17750	17500	0
May 22	25250	25750	25500	1000
Jun 22	31250	31750	31500	0
Q2 22	24583	25000	24792	292
Q3 22	35250	35750	35500	500
Q4 22	30500	31000	30750	0
Q1 23	17750	18250	18000	250
Cal 23	22000	22400	22200	200
Cal 24	19500	20150	19825	200
Cal 25	18250	18650	18450	0

## 巴拿马型期租平均

现价	23661	涨幅	-6			
月累计价	24858					
年累计价	22140					
时期	买入价	卖出价	收盘价	涨幅	差价	比例
Apr 22	25500	26000	25750	375	-8250	0.68
May 22	27100	27500	27300	1050	-1800	0.93
Jun 22	28000	28500	28250	1000	3250	1.12
Q2 22	26000	26500	26250	0	-1459	0.94
Q3 22	27350	27650	27500	900	8000	1.29
Q4 22	23500	24000	23750	500	7000	1.29
Q1 23	16000	16500	16250	100	1750	1.11
Cal 23	16100	16400	16250	300	5950	1.37
Cal 24	13750	14000	13875	225	5950	1.43
Cal 25	12900	13300	13100	25	5350	1.41

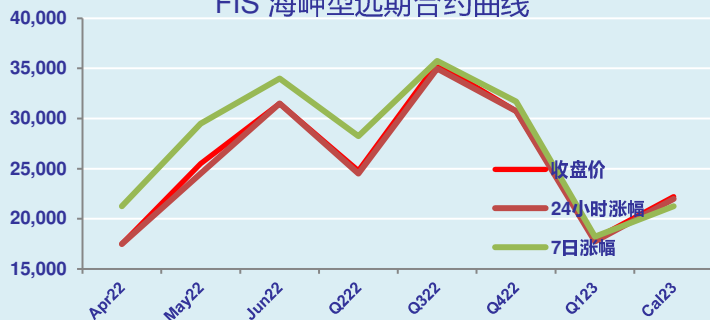
### 海岬型评语

因周末前有传言实货市场C5航线成交于9.25导致空头回补，海岬合约本周收高。今日低调收盘，成交量仍然很低。祝大家周末愉快。

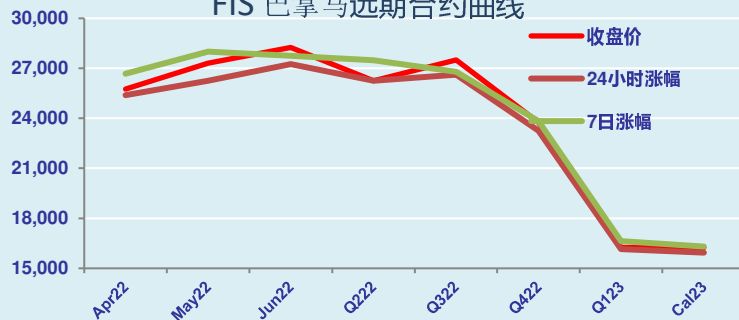
### 巴拿马型评语

周末愉快。

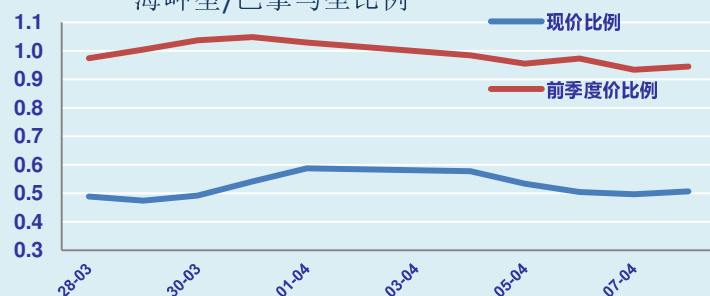
FIS 海岬型远期合约曲线



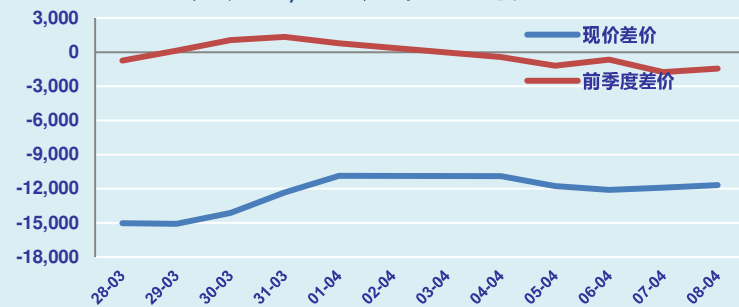
FIS 巴拿马型远期合约曲线



海岬型/巴拿马型比例



海岬型 / 巴拿马型差价



了解更多FIS信息及交易机会请登录 [freightinvestorservices.com](http://freightinvestorservices.com)

Disclaimer: The information provided in this communication is not intended for retail clients. It is general in nature only and does not constitute advice or an offer to sell, or the solicitation of an offer to purchase any swap or other financial instruments, nor constitute any recommendation on our part. The information has been prepared without considering your investment objectives, financial situation, or knowledge and experience. This material is not a research report and is not intended as such. FIS is not responsible for any trading decisions taken based on this communication. Trading swaps and over-the-counter derivatives, exchange-traded derivatives, and options involve substantial risk and are not suitable for all investors. You are advised to perform an independent investigation to determine whether a transaction is suitable for you. No part of this material may be copied or duplicated in any form by any means or redistributed without our prior written consent.



## FIS 海岬型与巴拿马型FFA报告

伦敦 +44 20 7090 1120 - info@freightinvestor.com | 新加坡+65 6535 5189 - info@freightinvestor.asia  
上海 +86 21 6335 4002 | 迪拜+971 4 4493900

## 第2页

08 April 2022

## 巴拿马型 1A

现价	25750	涨幅	-175	
月累计价	26721			
年累计价	21318			
时期	买入价	卖出价	收盘价	涨幅
Apr 22	24500	25500	25000	0
May 22	23700	24700	24200	0
Jun 22	24000	25000	24500	0
Q2 22	23000	24000	23500	0
Q3 22	22500	23500	23000	0

## 巴拿马型 P8

现价	65	涨幅	0.350	
月累计价	66			
年累计价	59			
时期	买入价	卖出价	收盘价	涨幅
Apr 22	65.00	67.00	66.00	0.00
May 22	62.00	63.00	62.50	0.00
Jun 22	59.00	60.00	59.50	0.00
Q2 22	62.00	63.00	62.50	0.00
Q3 22	49.30	50.30	49.80	0.00

## 巴拿马型 2A

现价	35714	涨幅	-104	
月累计价	35465			
年累计价	31756			
时期	买入价	卖出价	收盘价	涨幅
Apr 22	35000	36000	35500	0
May 22	35100	36100	35600	0
Jun 22	36000	37000	36500	0
Q2 22	35000	36000	35500	0
Q3 22	33750	34750	34250	0

## 巴拿马型 3A

现价	20349	涨幅	-243	
月累计价	22777			
年累计价	23352			
时期	买入价	卖出价	收盘价	涨幅
Apr 22	22500	23500	23000	0
May 22	21500	23500	22500	0
Jun 22	22100	23100	22600	0
Q2 22	25000	25750	25375	0
Q3 22	24000	24750	24375	0

差价	15365	1.76
	12688	1.56
	8405	1.36
时期	差价	比例
Apr 22	12500	1.54
May 22	13100	1.58
Jun 22	13900	1.62
Q2 22	10125	1.40
Q3 22	9875	1.41

## 海岬型 C7

现价	11.79	涨幅	0.07	
月累计价	12.16			
年累计价	12.33			
时期	买入价	卖出价	收盘价	涨幅
Apr 22	13.50	14.50	14.00	0.00
May 22	14.00	15.00	14.50	0.00
Jun 22	15.00	15.75	15.38	0.00
Q2 22	14.17	15.08	14.63	0.00
Q3 22	16.75	17.75	17.25	0.00
Cal 23	14.25	15.00	14.63	0.00
Cal 24	12.00	13.00	12.50	0.00
Cal 25	11.25	12.25	11.75	0.00

## 海岬型 C3

现价	24.78	涨幅	-0.30	
月累计价	25.53			
年累计价	23.12			
时期	买入价	卖出价	收盘价	涨幅
Apr 22	27.50	28.50	28.00	0.00
May 22	29.50	31.50	30.50	0.00
Jun 22	30.50	32.50	31.50	0.00
Q2 22	29.17	30.83	30.00	0.00
Q3 22	31.25	32.25	31.75	0.00
Cal 23	19.25	20.25	19.75	0.00
Cal 24	16.25	17.00	16.63	0.00

## 海岬型 C5

现价	9.24	涨幅	0.39	
月累计价	9.38			
年累计价	9.26			
时期	买入价	卖出价	收盘价	涨幅
Apr 22	10.00	10.50	10.25	-0.25
May 22	12.00	12.45	12.23	0.35
Jun 22	13.00	13.50	13.25	-0.20
Q2 22	11.67	12.15	11.91	-0.03
Q3 22	13.65	14.25	13.95	0.00
Cal 23	9.75	10.25	10.00	0.00
Cal 24	9.00	9.75	9.38	0.00

差价	15.54	2.68
	16.15	2.72
	13.86	2.50
时期	差价	比例
Apr 22	17.75	2.73
May 22	18.28	2.49
Jun 22	18.25	2.38
Q2 22	18.09	2.52
Q3 22	17.80	2.28
Cal 23	9.75	1.98
Cal 24	7.25	1.77

了解更多FIS信息及交易机会请登录 [freightinvestorservices.com](http://freightinvestorservices.com)

Freight Investor Services Ltd (FIS) is authorised and regulated by the Financial Conduct Authority (FRN: 211452) and is a member of the National Futures Association ("NFA"). Freight Investor Services PTE Ltd ('FIS PTE') is a private limited company, incorporated and registered in Singapore with company number 200603922G, and has subsidiary offices in India and Shanghai. Freight Investor Solutions DMCC ('FIS DMCC') is a private limited company, incorporated and registered in Dubai with company number DMCC1225. Further information about FIS including the location of its offices can be found on our website at [www.freightinvestorservices.com](http://www.freightinvestorservices.com)