

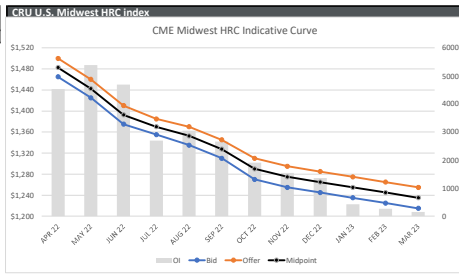
12 April 2022

Index	Print	Change	MTD
LME Platts HMS	\$647.50/MT	(\$2.50)	\$651.97
LME Platts Rebar	\$945.00/MT	(\$10.00)	\$956.88
CME Argus EHR	€0.00/MT	€ 0.00	€ 1,353.18
LME Argus HRC China	\$853.00/MT	(\$9.50)	\$861.50
CME/LME Platts HRC	\$1,500.00/NT	\$20.00	\$1,463.75
CME CRU HRC	\$1,435.00/NT	\$56.00	\$1,435.00
CME CRU HDG	\$442/NT	\$31.00	\$1,435.00
CME FM BUS	\$778.75/GT	\$75.21	Apr-22
CME Platts SHR	\$610.00/GT	\$0.00	Apr-22

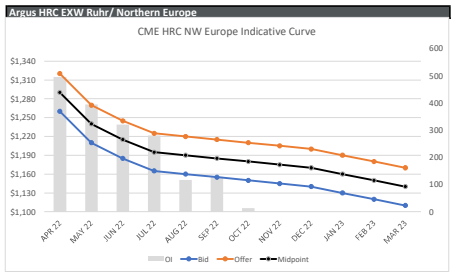
Today	CME Block trade recap	HR	HR
HR	Jul22	1380	25 lot
HR	Jul22	1380	25 lot
HRO	Q322 1700 Call	40	15 lot
HR	May22	1470	50 lot
HR	Jul22	1380	25 lot
HR	Apr22	1465	150 lot
HR	May22-Jun22	1465	150 lot
HR	Jul22	1375	25 lot
HR	Jun22	1400	25 lot
HR	Apr22	1465	25 lot
TIO	Jul22	155.5	96 lot
TIO	Jun22	155.5	96 lot
HRO	Q322 1700 Call	40	10 lot
HRO	Q322 1700 Call	40	25 lot

Product Exchange	HR	HR	HR	HR
HR	Aug22	1335	60 lot	0
HR	May22	1440	25 lot	0
HR	Jun22	1410	25 lot	0
HR	May22	1440	25 lot	0
HR	Jun22	1400	25 lot	0
HR	Jun22	1410	25 lot	0
HR	Aug22	1345	50 lot	0
HR	Jul22	1385	50 lot	0

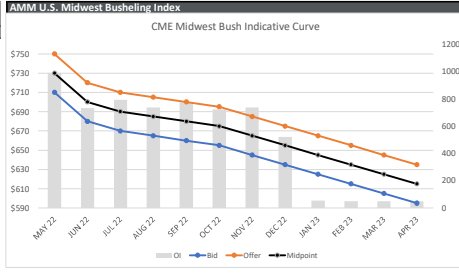
Product Exchange	HR/HRC 20 NT	HR/HRC 20 NT	HR/HRC 20 NT	HR/HRC 20 NT
Period	Bid	Offer	Midpoint	OI
APR 22	1465	1500	1482.5	4526
MAY 22	1425	1460	1442.5	5385
JUN 22	1375	1410	1392.5	4693
JUL 22	1355	1385	1370	2696
AUG 22	1335	1370	1352.5	3048
SEP 22	1310	1345	1327.5	2659
OCT 22	1270	1310	1290	1915
NOV 22	1255	1295	1275	1539
DEC 22	1245	1285	1265	1366
JAN 23	1235	1275	1255	422
FEB 23	1225	1265	1245	270
MAR 23	1215	1255	1235	158
APR+MAY22	1445	1480	1462.5	921
Q222	1422	1457	1439.5	14604
Q322	1333	1367	1350	8403
Q422	1257	1297	1277	4820
2h22	1295	1332	1313.5	13223
Q123	1225	1265	1245	850
Q223	1195	1235	1215	850



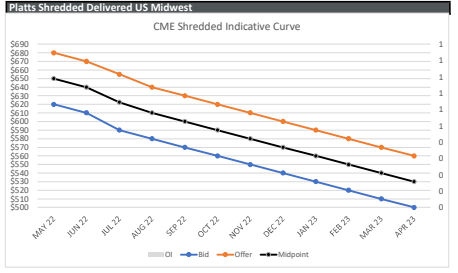
Product Exchange	HRC NW Europe	HRC NW Europe	HRC NW Europe	HRC NW Europe
Period	Bid	Offer	Midpoint	OI
APR 22	1250	1320	1285	456
MAY 22	1210	1270	1240	395
JUN 22	1185	1245	1215	320
JUL 22	1165	1225	1195	281
AUG 22	1160	1220	1190	117
SEP 22	1155	1215	1185	128
OCT 22	1150	1210	1180	13
NOV 22	1145	1205	1175	0
DEC 22	1140	1200	1170	0
JAN 23	1130	1190	1160	0
FEB 23	1120	1180	1150	0
MAR 23	1110	1170	1140	0
APR+MAY22	1225	1285	1255	891
MAY+JUN22	1198	1258	1228	715
Q222	1187	1247	1217	996
Q322	1155	1215	1185	258
Q422	1138	1198	1168	0
2h22	1147	1207	1177	258
Q123	1120	1180	1150	1750



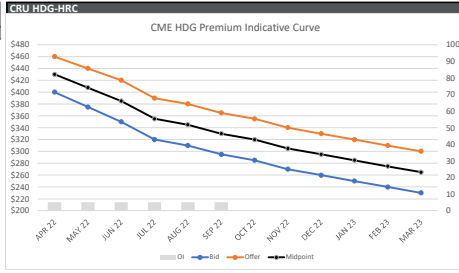
Product Exchange	Midwest Bushing	Midwest Bushing	Midwest Bushing	Midwest Bushing
Period	Bid	Offer	Midpoint	OI
MAY 22	710	750	730	990
JUN 22	680	720	700	732
JUL 22	670	710	690	792
AUG 22	665	705	685	736
SEP 22	660	700	680	773
OCT 22	655	695	675	724
NOV 22	645	685	665	506
DEC 22	635	675	655	520
JAN 23	625	665	645	55
FEB 23	615	655	635	50
MAR 23	605	645	625	50
APR 23	595	635	615	50
MAY+JUN22	695	735	715	1722
MAY+JUN22	687	727	707	2514
Q222	665	705	685	2301
Q322	645	685	665	1980
Q422	655	695	675	4281
2h22	615	655	635	155
Q123	585	625	605	50
Q223	585	625	605	50



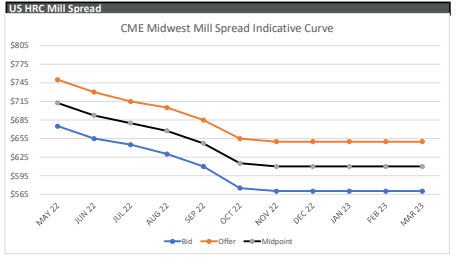
Product Exchange	Midwest Shredded	Midwest Shredded	Midwest Shredded	Midwest Shredded
Period	Bid	Offer	Midpoint	OI
MAY 22	620	680	650	0
JUN 22	610	670	640	0
JUL 22	590	655	623	0
AUG 22	580	640	610	0
SEP 22	570	630	600	0
OCT 22	560	620	590	0
NOV 22	550	610	580	0
DEC 22	540	600	570	0
JAN 23	530	590	560	0
FEB 23	520	580	550	0
MAR 23	510	570	540	0
APR 23	500	560	530	0
MAY+JUN22	615	675	645	0
MAY+JUN22	607	668	638	0
Q222	580	642	611	0
Q322	550	610	580	0
Q422	565	626	595	0
2h22	520	580	550	0
Q123	520	580	550	0
Q223	490	550	520	-30



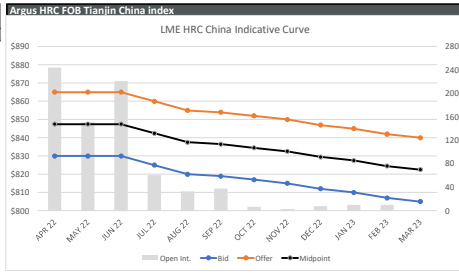
Product Exchange	HDG Premium	HDG Premium	HDG Premium	HDG Premium
Period	Bid	Offer	Midpoint	OI
APR 22	400	460	430	5
MAY 22	375	440	408	5
JUN 22	350	420	385	5
JUL 22	320	390	355	5
AUG 22	310	380	345	5
SEP 22	295	365	330	5
OCT 22	285	355	320	0
NOV 22	270	340	305	0
DEC 22	260	330	295	0
JAN 23	250	320	285	0
FEB 23	240	310	275	0
MAR 23	230	300	265	0
APR+MAY22	388	450	419	10
Q222	375	440	408	15
Q322	308	378	343	15
Q422	272	342	307	0
2h22	290	360	325	0
Q123	240	310	275	0
Q223	210	280	245	-30



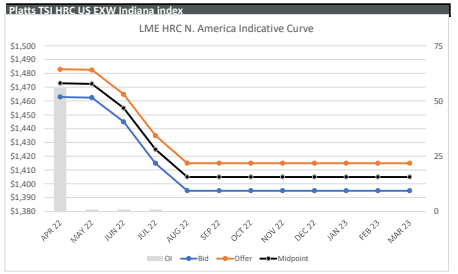
Product Exchange	HRC Mill Spread	HRC Mill Spread	HRC Mill Spread	HRC Mill Spread
Period	Bid	Offer	Midpoint	OI
MAY 22	675	750	713	0
JUN 22	655	730	693	0
JUL 22	645	715	680	0
AUG 22	630	705	668	0
SEP 22	610	685	648	0
OCT 22	575	655	615	0
NOV 22	570	650	610	0
DEC 22	570	650	610	0
JAN 23	570	650	610	0
FEB 23	570	650	610	0
MAR 23	570	650	610	0
MAY+JUN22	665	740	703	57
Q222	658	732	695	58
Q322	605	682	643	0
Q422	632	707	669	0
2h22	570	650	610	0
Q123	560	640	600	0



Product Exchange	HRC FOB China	HRC FOB China	HRC FOB China	HRC FOB China
Period	Bid	Offer	Midpoint	Open Int
APR 22	830	865	848	244
MAY 22	830	865	848	281
JUN 22	830	865	848	221
JUL 22	825	860	843	61
AUG 22	820	855	838	33
SEP 22	819	854	837	38
OCT 22	817	852	835	7
NOV 22	815	850	833	3
DEC 22	812	847	830	8
JAN 23	810	845	828	10
FEB 23	807	842	827	10
MAR 23	805	840	823	0
APR+MAY22	830	865	848	395
APR+MAY22	830	865	848	372
Q222	830	865	848	616
Q322	821	856	839	132
Q422	815	850	832	18
2h22	818	853	836	150
Q123	807	842	825	20



Product Exchange	HRC North America	HRC North America	HRC North America	HRC North America
Period	Bid	Offer	Midpoint	OI
APR 22	1463	1483	1473	56
MAY 22	1463	1483	1473	1
JUN 22	1445	1465	1455	1
JUL 22	1415	1435	1425	1
AUG 22	1395	1415	1405	0
SEP 22	1395	1415	1405	0
OCT 22	1395	1415	1405	0
NOV 22	1395	1415	1405	0
DEC 22	1395	1415	1405	0
JAN 23	1395	1415	1405	0
FEB 23	1395	1415	1405	0
MAR 23	1395	1415	1405	0
APR+MAY22	1463	1483	1473	57
APR+MAY22	1454	1474	1464	2
Q222	1441	1461	1451	58
Q322	1395	1415	1405	1
Q422	1395	1415	1405	0
2h22	1395	1415	1405	1
Q123	1416	1436	1426	0



Product Exchange	LME STEEL REBAR	LME STEEL REBAR	LME STEEL REBAR	LME STEEL REBAR
Period	Bid	Offer	Midpoint	OI
APR 22	938	978	958	770
MAY 22	900	940	920	386
JUN 22	88			