



# Fuel Oil Daily Evening Report

London +44 20 7090 1134 - info@freightinvestor.com | Singapore +65 6535 5189 - info@freightinvestor.asia | Shanghai +86 21 63012568

## 06 May 2022

### Oil and Energy Market News

Brent crude oil front month futures ended the day up, printing \$113.37 at 1630BST. Highs in the day reached \$113.50 and lows touched \$109.87.

Oil prices climbed for a third straight session on Friday, shrugging off concerns about global economic growth as impending European Union sanctions on Russian oil raised the prospect of tighter supply.

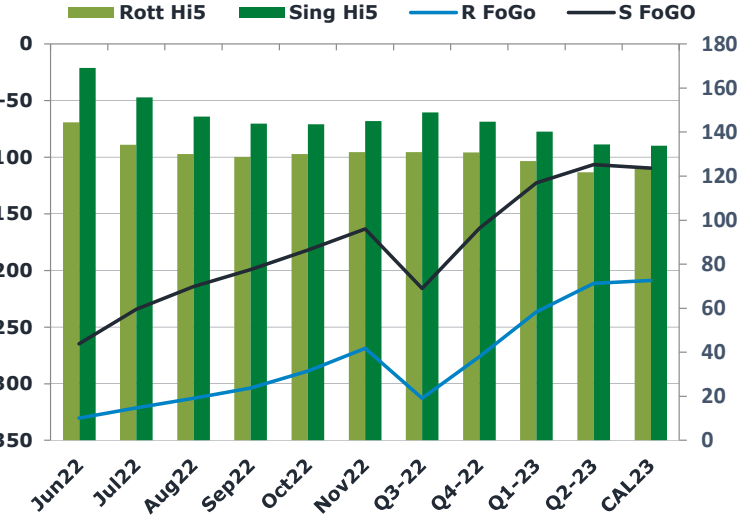
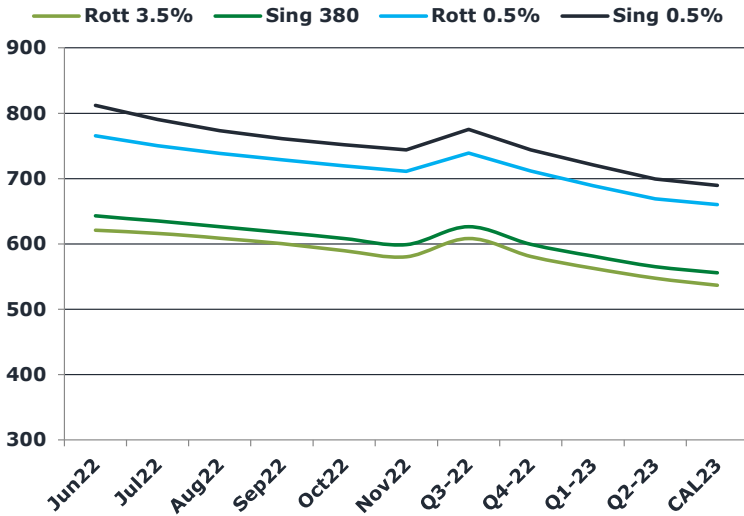
Brent futures rose 85 cents, or 0.77%, to \$111.75 per barrel by 1346 GMT, while U.S. West Texas Intermediate (WTI) crude climbed 72 cents, or 0.67%, to \$108.98 a barrel.

Both contracts were up over \$2/bbl earlier in the session, and are on track to rise for a second consecutive week, buoyed by the EU's proposal to phase out supplies of Russian crude oil in six months and refined products by the end of 2022. It would also ban all shipping and insurance services for transporting Russian oil.

### Brent

**113.37**

	Barges 3.5 %	Sing 380cst	Rott 0.5%	Sing 0.5%	Sing Hi5
Jun22	621.05	642.80	765.50	811.85	169
Jul22	616.05	634.80	750.25	790.60	156
Aug22	608.80	626.30	738.75	773.35	147
Sep22	600.05	617.55	728.75	761.35	144
Oct22	589.55	608.30	719.50	751.85	144
Nov22	580.30	598.80	711.25	743.85	145
Q3-22	608.30	626.20	739.25	775.10	149
Q4-22	580.72	599.30	711.42	743.93	145
Q1-23	562.55	580.97	689.33	721.10	140
Q2-23	547.30	565.05	669.08	699.43	134
CAL23	536.36	555.65	659.79	689.43	134



### Fuel Oil Market News

The Barges crack opened at -12.30 this morning and ended the day printing -13.70. The Cal 23 crack was valued at -9.50.

The Singapore 0.5% crack ended the day trading at 16.35, with the Rott 0.5% crack printing 9.05 on both front months, respectively.

	Rott GOFO	Sing GOFO	R FoGo	S FoGO	Rott Hi5
Jun22	474.84	434.09	-330.50	-265.00	144
Jul22	455.62	389.94	-321.50	-234.25	134
Aug22	442.67	361.19	-312.75	-214.25	130
Sep22	432.55	343.12	-303.75	-199.25	129
Oct22	418.78	325.55	-288.75	-182.00	130
Nov22	399.82	308.23	-268.75	-163.25	131
Q3-22	443.60	364.65	-312.75	-215.75	131
Q4-22	406.82	307.48	-276.00	-162.75	131
Q1-23	363.35	262.98	-236.50	-122.75	127
Q2-23	333.06	240.83	-211.25	-106.50	122
CAL23	332.33	243.48	-209.00	-109.75	123

# FIS Fuel Oil Daily Evening Report

London +44 20 7090 1134 - info@freightinvestor.com | Singapore +65 6535 5189 - info@freightinvestor.asia | Shanghai +86 21 63012568

## 06 May 2022

### TIME SPREADS FUEL

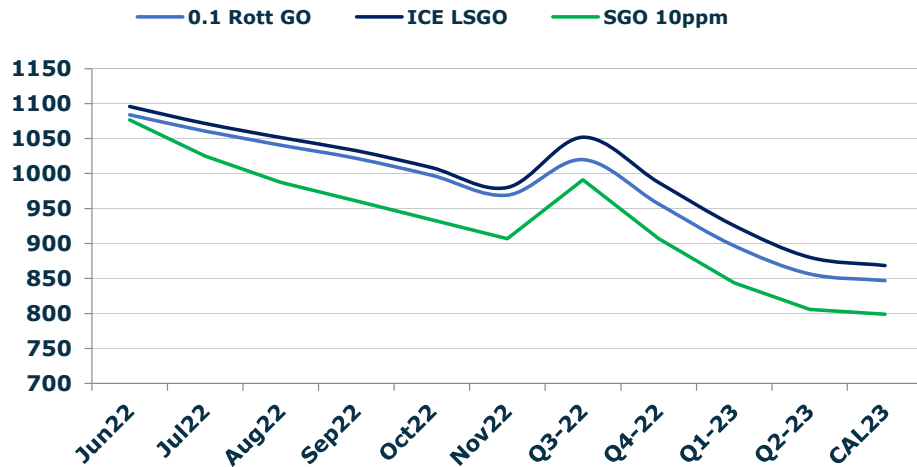
	Barges 3.5	S 380	Rott 0.5%	Sing 0.5%
Jun22/Jul22	5.00	8.00	15.25	21.25
Jul22/Aug22	7.25	8.50	11.50	17.25
Aug22/Sep22	8.75	8.75	10.00	12.00
Sep22/Oct22	10.50	9.25	9.25	9.50
Oct22/Nov22	9.25	9.50	8.25	8.00
Q3-22/Q4-22	27.58	26.90	27.83	31.17
Q4-22/Q1-23	18.17	18.33	22.08	22.83
Q1-23/Q2-23	15.25	15.92	20.25	21.67
CAL23/CAL24	44.50	42.50	49.9	53.28

### GASOIL CURVES

	Rott 0.1	SGO 10ppm	ICE GO
Jun22	1083.9	1076.9	1095.9
Jul22	1060.9	1024.7	1071.7
Aug22	1040.7	987.5	1051.5
Sep22	1021.8	960.7	1032.6
Oct22	997.6	933.8	1008.3
Nov22	969.4	907.0	980.1
Q3-22	1020.1	990.9	1051.9
Q4-22	956.6	906.8	987.5
Q1-23	896.9	843.9	925.9
Q2-23	856.6	805.9	880.4
CAL23	847.1	799.1	868.7

### EW SPREAD

	EW380	EW0.5%
Jun22	21.75	46.35
Jul22	18.75	40.35
Aug22	17.50	34.60
Sep22	17.50	32.60
Oct22	18.75	32.35
Nov22	18.50	32.60
Q3-22	17.90	35.85
Q4-22	18.58	32.52
Q1-23	18.42	31.77
Q2-23	17.75	30.35
CAL23	23.00	29.64



### Contact US:

#### Luke Longhurst

Email: lukel@freightinvestor.com

Mobile: (+44) 7966 968761

#### Ricky Forman

Email: rickyf@freightinvestor.com

Mobile: (+44) 7868 708719

#### Sam Twyford

Email: samt@freightinvestor.com

Mobile: (+44) 7729 118643

#### Jessie Deng

Email: jessied@freightinvestor.com

Mobile: (+86) 13524516743

#### Jarryd Smith

Email: jarryds@freightinvestor.com

Mobile: (+65) 8798 4987

The information provided in this communication is not intended for retail clients. It is general in nature only and does not constitute advice or an offer to sell, or the solicitation of an offer to purchase any swap or other financial instruments, nor constitute any recommendation on our part. The information has been prepared without considering your investment objectives, financial situation, or knowledge and experience. This material is not a research report and is not intended as such. FIS is not responsible for any trading decisions taken based on this communication. Trading swaps and over-the-counter derivatives, exchange-traded derivatives, and options involve substantial risk and are not suitable for all investors. You are advised to perform an independent investigation to determine whether a transaction is suitable for you. No part of this material may be copied or duplicated in any form by any means or redistributed without our prior written consent. Freight Investor Services Ltd (FIS) is authorised and regulated by the Financial Conduct Authority (FRN: 211452) and is a member of the National Futures Association ("NFA"). Freight Investor Services PTE Ltd ('FIS PTE') is a private limited company, incorporated and registered in Singapore with company number 200603922G, and has subsidiary offices in India and Shanghai. Freight Investor Solutions DMCC ('FIS DMCC') is a private limited company, incorporated and registered in Dubai with company number DMCC1225. Further information about FIS including the location of its offices can be found on our website at [freightinvestorservices.com](http://freightinvestorservices.com)