

# FIS Fuel Oil Daily Evening Report

London +44 20 7090 1134 - info@freightinvestor.com | Singapore +65 6535 5189 - info@freightinvestor.asia | Shanghai +86 21 63012568

## 09 May 2022

### Oil and Energy Market News

Brent crude oil front month futures ended the day up, printing \$106.82 at 1630BST. Highs in the day reached \$113.20 and lows touched \$106.50.

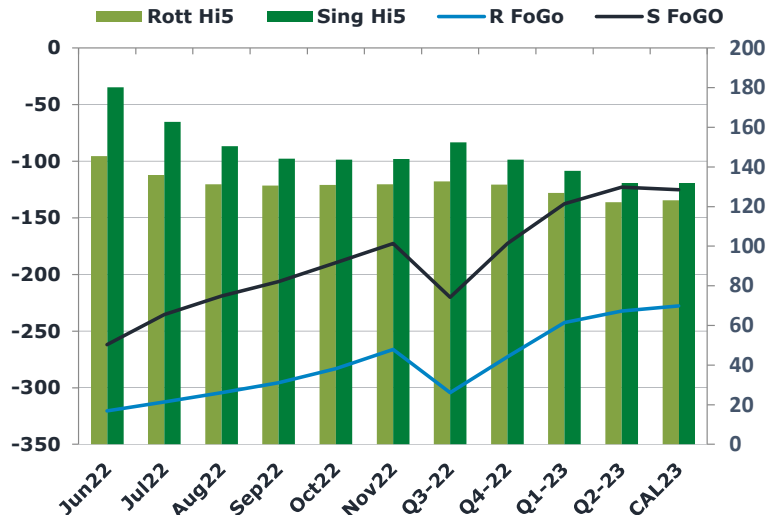
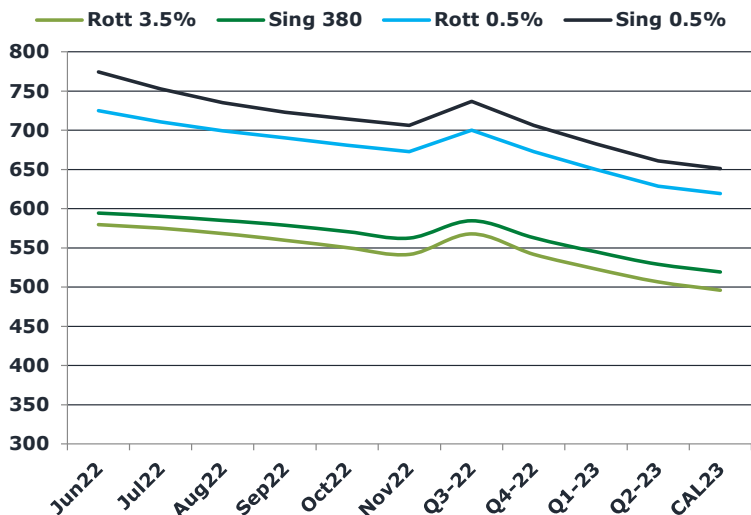
THE EU CONSIDERING DROPPING BAN FOR EU TANKERS TO TRANSPORT RUSSIAN OIL, BUT WOULD MAINTAIN BAN ON INSURING RUSSIAN OIL SHIPPING

~RTRS

### Brent

**106.82**

	Barges 3.5 %	Sing 380cst	Rott 0.5%	Sing 0.5%	Sing Hi5
Jun22	579.50	594.25	724.90	774.45	180
Jul22	575.00	590.25	710.90	752.95	163
Aug22	568.25	585.00	699.40	735.45	150
Sep22	559.75	578.75	690.40	722.95	144
Oct22	550.25	570.75	681.15	714.45	144
Nov22	541.50	562.50	672.65	706.45	144
Q3-22	567.65	584.65	700.25	737.10	152
Q4-22	541.75	562.67	672.82	706.37	144
Q1-23	523.00	544.75	649.90	682.78	138
Q2-23	506.50	529.00	628.73	660.95	132
CAL23	496.06	519.38	619.23	651.22	132



### Fuel Oil Market News

The Barges crack opened at -13.75 this morning and ended the day printing -14.10. The Cal 23 crack was valued at -9.50.

The Singapore 0.5% crack ended the day trading at 16.60, with the Rott 0.5% crack printing 8.80 on both front months, respectively.

	Rott GOFO	Sing GOFO	R FoGo	S FoGO	Rott Hi5
Jun22	466.00	442.25	-320.50	-262.00	145
Jul22	448.50	397.83	-312.50	-235.25	136
Aug22	435.44	369.55	-304.25	-219.00	131
Sep22	426.21	350.47	-295.50	-206.25	131
Oct22	414.08	333.14	-283.25	-189.50	131
Nov22	397.32	316.81	-266.25	-172.75	131
Q3-22	436.75	372.68	-304.25	-220.25	133
Q4-22	403.86	316.27	-272.75	-172.50	131
Q1-23	369.28	275.45	-242.50	-137.50	127
Q2-23	354.57	255.07	-232.25	-123.00	122
CAL23	350.86	257.06	-227.75	-125.25	123

# FIS Fuel Oil Daily Evening Report

London +44 20 7090 1134 - info@freightinvestor.com | Singapore +65 6535 5189 - info@freightinvestor.asia | Shanghai +86 21 63012568

09 May 2022

## TIME SPREADS FUEL

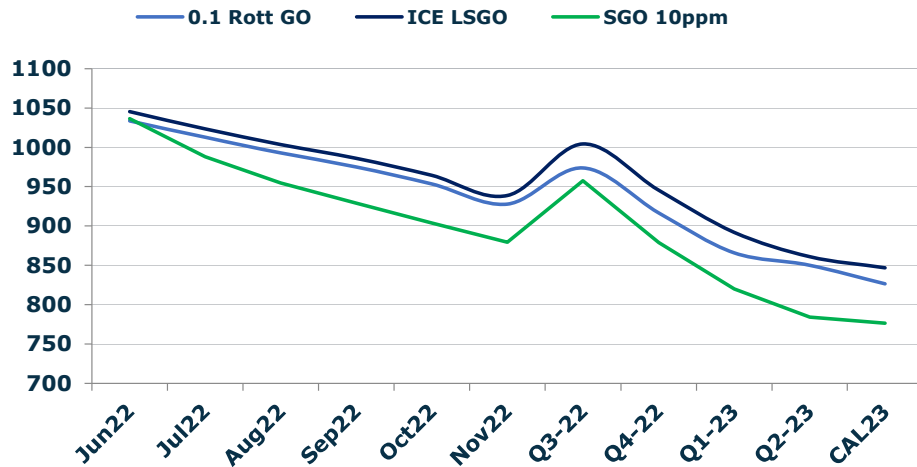
	Barges 3.5	S 380	Rott 0.5%	Sing 0.5%
Jun22/Jul22	4.50	4.00	14.00	21.50
Jul22/Aug22	6.75	5.25	11.50	17.50
Aug22/Sep22	8.50	6.25	9.00	12.50
Sep22/Oct22	9.50	8.00	9.25	8.50
Oct22/Nov22	8.75	8.25	8.50	8.00
Q3-22/Q4-22	25.90	21.98	27.43	30.73
Q4-22/Q1-23	18.75	17.92	22.92	23.58
Q1-23/Q2-23	16.50	15.75	21.17	21.83
CAL23/CAL24	44.50	42.50	49.7	51.35

## GASOIL CURVES

	Rott 0.1	SGO 10ppm	ICE GO
Jun22	1033.5	1036.5	1045.5
Jul22	1012.8	988.1	1023.5
Aug22	992.9	954.6	1003.7
Sep22	975.2	929.2	986.0
Oct22	953.6	903.9	964.3
Nov22	928.1	879.3	938.8
Q3-22	973.9	957.3	1004.4
Q4-22	917.1	878.9	945.6
Q1-23	866.0	820.2	892.3
Q2-23	850.4	784.1	861.1
CAL23	826.4	776.4	846.9

## EW SPREAD

	EW380	EW0.5%
Jun22	14.75	49.55
Jul22	15.25	42.05
Aug22	16.75	36.05
Sep22	19.00	32.55
Oct22	20.50	33.30
Nov22	21.00	33.80
Q3-22	17.00	36.85
Q4-22	20.92	33.55
Q1-23	21.75	32.88
Q2-23	22.50	32.22
CAL23	23.00	31.99



## Contact US:

### Luke Longhurst

Email: lukel@freightinvestor.com

Mobile: (+44) 7966 968761

### Ricky Forman

Email: rickyf@freightinvestor.com

Mobile: (+44) 7868 708719

### Sam Twyford

Email: samt@freightinvestor.com

Mobile: (+44) 7729 118643

### Jessie Deng

Email: jessied@freightinvestor.com

Mobile: (+86) 13524516743

### Jarryd Smith

Email: jarryds@freightinvestor.com

Mobile: (+65) 8798 4987

The information provided in this communication is not intended for retail clients. It is general in nature only and does not constitute advice or an offer to sell, or the solicitation of an offer to purchase any swap or other financial instruments, nor constitute any recommendation on our part. The information has been prepared without considering your investment objectives, financial situation, or knowledge and experience. This material is not a research report and is not intended as such. FIS is not responsible for any trading decisions taken based on this communication. Trading swaps and over-the-counter derivatives, exchange-traded derivatives, and options involve substantial risk and are not suitable for all investors. You are advised to perform an independent investigation to determine whether a transaction is suitable for you. No part of this material may be copied or duplicated in any form by any means or redistributed without our prior written consent. Freight Investor Services Ltd (FIS) is authorised and regulated by the Financial Conduct Authority (FRN: 211452) and is a member of the National Futures Association ("NFA"). Freight Investor Services PTE Ltd ('FIS PTE') is a private limited company, incorporated and registered in Singapore with company number 200603922G, and has subsidiary offices in India and Shanghai. Freight Investor Solutions DMCC ('FIS DMCC') is a private limited company, incorporated and registered in Dubai with company number DMCC1225. Further information about FIS including the location of its offices can be found on our website at [freightinvestorservices.com](http://freightinvestorservices.com)