

# FIS Fuel Oil Daily Evening Report

London +44 20 7090 1134 - info@freightinvestor.com | Singapore +65 6535 5189 - info@freightinvestor.asia | Shanghai +86 21 63012568

## 10 May 2022

### Oil and Energy Market News

Brent crude oil front month futures ended the day down, printing \$103.85 at 1630BST. Highs in the day reached \$106.96 and lows touched \$103.19.

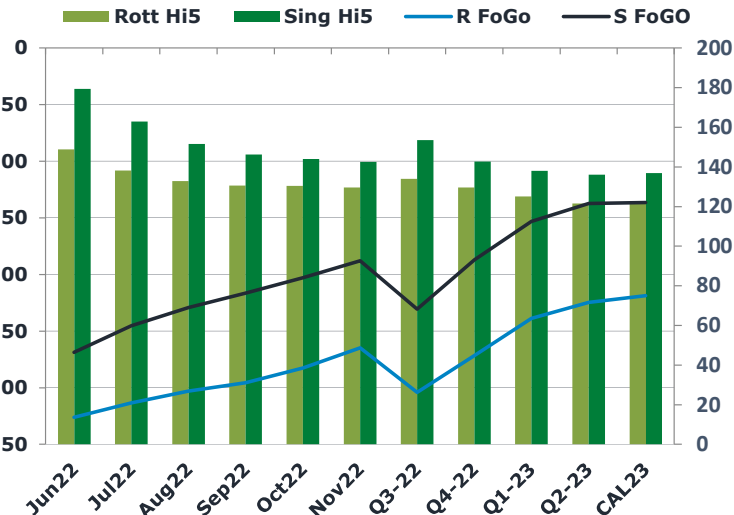
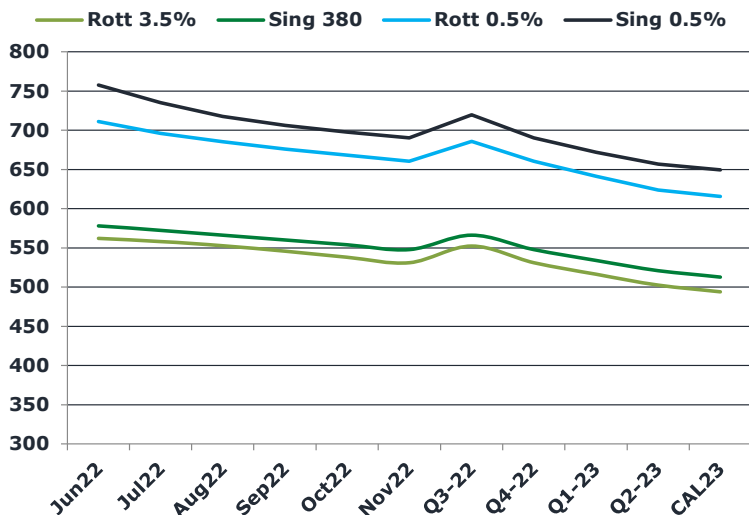
Crude oil production by OPEC and its partners slumped to a six-month low of 41.58 million bpd in April as Russian output continued to fall due to sanctions, according to a survey published by S&P Global Commodity Insights late Monday.

LIBYAN OIL OUTPUT AT ABOUT 600,000 BARRELS/DAY: MINISTER OUN

### Brent

**103.85**

	Barges 3.5 %	Sing 380cst	Rott 0.5%	Sing 0.5%	Sing Hi5
Jun22	562.15	578.15	711.05	757.45	179
Jul22	558.15	572.40	696.30	735.20	163
Aug22	552.65	566.15	685.55	717.70	152
Sep22	545.65	560.15	676.30	706.45	146
Oct22	537.90	553.90	668.30	697.95	144
Nov22	530.90	547.65	660.55	690.20	143
Q3-22	552.15	566.25	686.05	719.80	154
Q4-22	531.15	547.82	660.72	690.45	143
Q1-23	516.15	533.90	641.30	671.95	138
Q2-23	502.57	520.90	624.05	656.95	136
CAL23	493.86	512.65	615.74	649.45	137



### Fuel Oil Market News

The Barges crack opened at -13.75 this morning and ended the day printing -13.95. The Cal 23 crack was valued at -9.50.

The Singapore 0.5% crack ended the day trading at 16.80, with the Rott 0.5% crack printing 9.30 on both front months, respectively.

	Rott GOFO	Sing GOFO	R FoGo	S FoGo	Rott Hi5
Jun22	475.04	448.04	-326.25	-268.75	149
Jul22	451.60	407.98	-313.50	-245.25	138
Aug22	435.96	380.70	-303.00	-229.25	133
Sep22	426.04	362.86	-295.50	-216.50	131
Oct22	412.89	346.76	-282.50	-202.75	130
Nov22	394.38	330.66	-264.75	-188.00	130
Q3-22	437.85	384.00	-304.00	-230.50	134
Q4-22	400.94	329.75	-271.50	-187.00	130
Q1-23	364.02	291.27	-238.75	-153.25	125
Q2-23	346.26	273.35	-224.75	-137.25	121
CAL23	340.66	273.22	-218.75	-136.50	122

# FIS Fuel Oil Daily Evening Report

London +44 20 7090 1134 - info@freightinvestor.com | Singapore +65 6535 5189 - info@freightinvestor.asia | Shanghai +86 21 63012568

## 10 May 2022

### TIME SPREADS FUEL

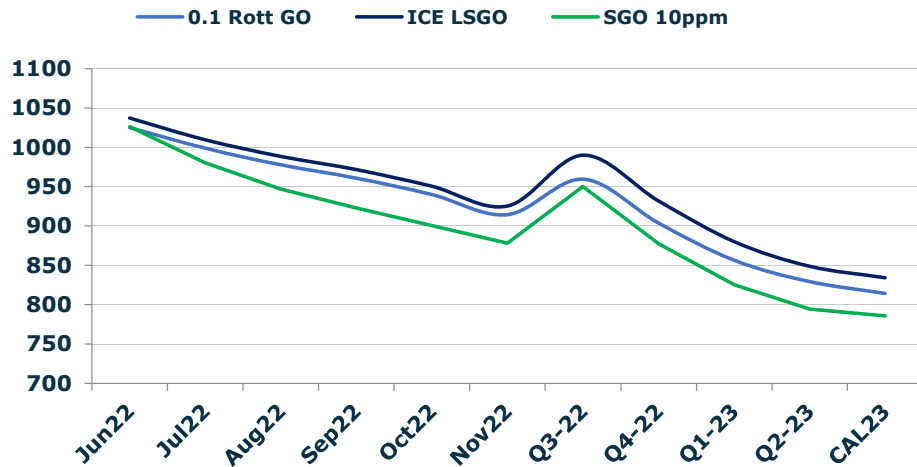
	Barges 3.5	S 380	Rott 0.5%	Sing 0.5%
Jun22/Jul22	4.00	5.75	14.75	22.25
Jul22/Aug22	5.50	6.25	10.75	17.50
Aug22/Sep22	7.00	6.00	9.25	11.25
Sep22/Oct22	7.75	6.25	8.00	8.50
Oct22/Nov22	7.00	6.25	7.75	7.75
Q3-22/Q4-22	21.00	18.43	25.33	29.35
Q4-22/Q1-23	15.00	13.92	19.42	18.50
Q1-23/Q2-23	13.58	13.00	17.25	15.00
CAL23/CAL24	44.50	42.50	48.4	56.30

### GASOIL CURVES

	Rott 0.1	SGO 10ppm	ICE GO
Jun22	1025.2	1026.2	1037.2
Jul22	999.0	980.4	1009.8
Aug22	977.9	946.9	988.6
Sep22	960.9	923.0	971.7
Oct22	940.0	900.7	950.8
Nov22	914.5	878.3	925.3
Q3-22	959.6	950.2	990.0
Q4-22	903.7	877.6	932.1
Q1-23	856.6	825.2	880.2
Q2-23	829.4	794.2	848.8
CAL23	814.4	785.9	834.5

### EW SPREAD

	EW380	EW0.5%
Jun22	16.00	46.40
Jul22	14.25	38.90
Aug22	13.50	32.15
Sep22	14.50	30.15
Oct22	16.00	29.65
Nov22	16.75	29.65
Q3-22	14.10	33.75
Q4-22	16.67	29.73
Q1-23	17.75	30.65
Q2-23	18.33	32.90
CAL23	23.00	33.71



### Contact US:

#### Luke Longhurst

Email: lukel@freightinvestor.com

Mobile: (+44) 7966 968761

#### Ricky Forman

Email: rickyf@freightinvestor.com

Mobile: (+44) 7868 708719

#### Sam Twyford

Email: samt@freightinvestor.com

Mobile: (+44) 7729 118643

#### Jessie Deng

Email: jessied@freightinvestor.com

Mobile: (+86) 13524516743

#### Jarryd Smith

Email: jarryds@freightinvestor.com

Mobile: (+65) 8798 4987

The information provided in this communication is not intended for retail clients. It is general in nature only and does not constitute advice or an offer to sell, or the solicitation of an offer to purchase any swap or other financial instruments, nor constitute any recommendation on our part. The information has been prepared without considering your investment objectives, financial situation, or knowledge and experience. This material is not a research report and is not intended as such. FIS is not responsible for any trading decisions taken based on this communication. Trading swaps and over-the-counter derivatives, exchange-traded derivatives, and options involve substantial risk and are not suitable for all investors. You are advised to perform an independent investigation to determine whether a transaction is suitable for you. No part of this material may be copied or duplicated in any form by any means or redistributed without our prior written consent. Freight Investor Services Ltd (FIS) is authorised and regulated by the Financial Conduct Authority (FRN: 211452) and is a member of the National Futures Association ("NFA"). Freight Investor Services PTE Ltd ('FIS PTE') is a private limited company, incorporated and registered in Singapore with company number 200603922G, and has subsidiary offices in India and Shanghai. Freight Investor Solutions DMCC ('FIS DMCC') is a private limited company, incorporated and registered in Dubai with company number DMCC1225. Further information about FIS including the location of its offices can be found on our website at [freightinvestorservices.com](http://freightinvestorservices.com)