

FIS Fuel Oil Daily Evening Report

London +44 20 7090 1134 - info@freightinvestor.com | Singapore +65 6535 5189 - info@freightinvestor.asia | Shanghai +86 21 63012568

24 May 2022

Oil and Energy Market News

Brent crude oil front month futures ended the day down, printing \$113.243at 1630BST. Highs in the day reached \$114.63 and lows touched \$111.70.

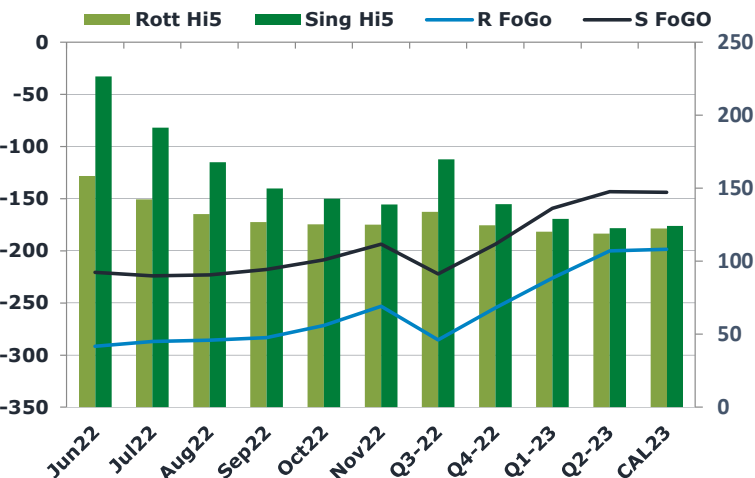
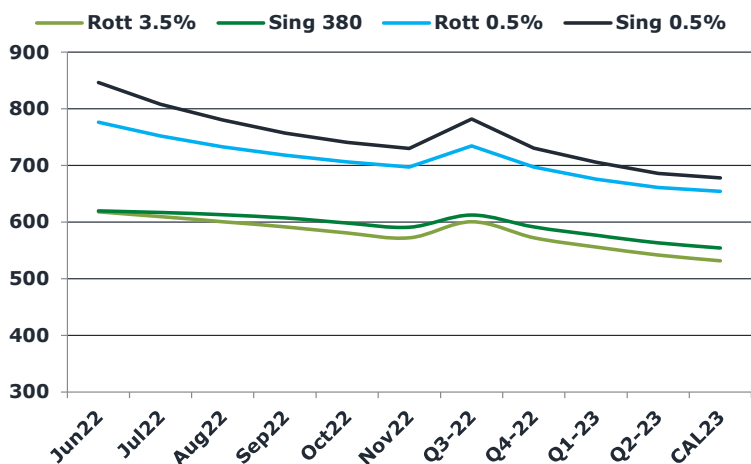
US DEPARTMENT OF ENERGY ANNOUNCES ADDITIONAL NOTICE OF SALE OF UP TO 40.1 MLN BARRELS OF CRUDE OIL FROM STRATEGIC PETROLEUM RESERVE.

UK ENERGY MINISTER HANDS: THERE IS NO REASON TO BELIEVE THAT UK ENERGY PRICES ARE COMING DOWN SOON.

Brent

113.23

	Barges 3.5 %	Sing 380cst	Rott 0.5%	Sing 0.5%	Sing Hi5
Jun22	617.75	619.75	776.15	846.35	227
Jul22	609.75	616.75	752.15	808.35	192
Aug22	600.75	612.75	733.15	780.60	168
Sep22	591.25	607.25	718.15	757.10	150
Oct22	580.75	598.25	706.15	741.10	143
Nov22	572.00	591.00	697.15	729.85	139
Q3-22	600.60	612.25	734.50	782.00	170
Q4-22	572.42	591.33	697.15	730.43	139
Q1-23	555.75	576.50	675.98	705.52	129
Q2-23	541.92	563.42	660.90	686.10	123
CAL23	531.58	553.90	653.98	678.08	124



Fuel Oil Market News

The Barges crack opened at -12.60 this morning and ended the day printing -13.10. The Cal 23 crack was valued at -8.90.

The Singapore 0.5% crack ended the day trading at 22.90, with the Rott 0.5% crack printing 11.85 on both front months, respectively.

	Rott GOFO	Sing GOFO	R FoGo	S FoGo	Rott Hi5
Jun22	450.09	447.09	-291.75	-220.50	158
Jul22	429.43	415.82	-287.00	-224.25	142
Aug22	418.17	390.77	-285.75	-223.00	132
Sep22	410.17	367.96	-283.25	-218.00	127
Oct22	396.94	351.25	-271.50	-208.50	125
Nov22	378.25	332.43	-253.00	-193.50	125
Q3-22	419.25	391.64	-285.25	-222.00	134
Q4-22	379.60	332.59	-254.75	-193.50	125
Q1-23	346.30	288.32	-226.00	-159.25	120
Q2-23	318.97	266.14	-200.00	-143.50	119
CAL23	320.80	267.87	-198.50	-143.75	122

FIS Fuel Oil Daily Evening Report

London +44 20 7090 1134 - info@freightinvestor.com | Singapore +65 6535 5189 - info@freightinvestor.asia | Shanghai +86 21 63012568

24 May 2022

TIME SPREADS FUEL

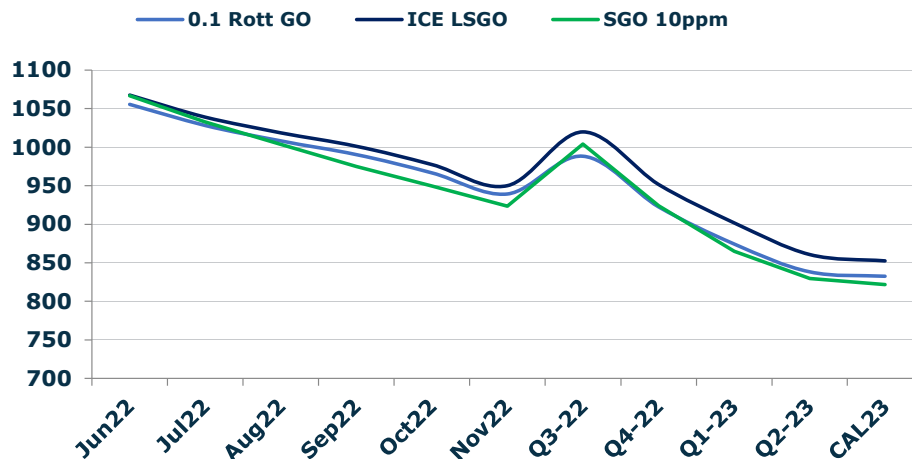
	Barges 3.5	S 380	Rott 0.5%	Sing 0.5%
Jun22/Jul22	8.00	3.00	24.00	38.00
Jul22/Aug22	9.00	4.00	19.00	27.75
Aug22/Sep22	9.50	5.50	15.00	23.50
Sep22/Oct22	10.50	9.00	12.00	16.00
Oct22/Nov22	8.75	7.25	9.00	11.25
Q3-22/Q4-22	28.18	20.92	37.35	51.57
Q4-22/Q1-23	16.67	14.83	21.17	24.92
Q1-23/Q2-23	13.83	13.08	15.08	19.42
CAL23/CAL24	52.50	49.00	56.9	50.18

GASOIL CURVES

	Rott 0.1	SGO 10ppm	ICE GO
Jun22	1055.8	1066.8	1067.8
Jul22	1028.4	1032.6	1039.2
Aug22	1008.2	1003.5	1018.9
Sep22	990.7	975.2	1001.4
Oct22	966.9	949.5	977.7
Nov22	939.5	923.4	950.3
Q3-22	988.6	1003.9	1019.9
Q4-22	922.9	923.9	952.0
Q1-23	874.4	864.8	902.1
Q2-23	838.3	829.6	860.9
CAL23	832.5	821.8	852.4

EW SPREAD

	EW380	EW0.5%
Jun22	2.00	70.20
Jul22	7.00	56.20
Aug22	12.00	47.45
Sep22	16.00	38.95
Oct22	17.50	34.95
Nov22	19.00	32.70
Q3-22	11.65	47.50
Q4-22	18.92	33.28
Q1-23	20.75	29.53
Q2-23	21.50	25.20
CAL23	18.75	24.10



Contact US:

Luke Longhurst

Email: lukel@freightinvestor.com

Mobile: (+44) 7966 968761

Jessie Deng

Email: jessied@freightinvestor.com

Mobile: (+86) 13524516743

Ricky Forman

Email: rickyf@freightinvestor.com

Mobile: (+44) 7868 708719

Jarryd Smith

Email: jarryds@freightinvestor.com

Mobile: (+65) 8798 4987

Sam Twyford

Email: samt@freightinvestor.com

Mobile: (+44) 7729 118643

The information provided in this communication is not intended for retail clients. It is general in nature only and does not constitute advice or an offer to sell, or the solicitation of an offer to purchase any swap or other financial instruments, nor constitute any recommendation on our part. The information has been prepared without considering your investment objectives, financial situation, or knowledge and experience. This material is not a research report and is not intended as such. FIS is not responsible for any trading decisions taken based on this communication. Trading swaps and over-the-counter derivatives, exchange-traded derivatives, and options involve substantial risk and are not suitable for all investors. You are advised to perform an independent investigation to determine whether a transaction is suitable for you. No part of this material may be copied or duplicated in any form by any means or redistributed without our prior written consent. Freight Investor Services Ltd (FIS) is authorised and regulated by the Financial Conduct Authority (FRN: 211452) and is a member of the National Futures Association ("NFA"). Freight Investor Services PTE Ltd ('FIS PTE') is a private limited company, incorporated and registered in Singapore with company number 200603922G, and has subsidiary offices in India and Shanghai. Freight Investor Solutions DMCC ('FIS DMCC') is a private limited company, incorporated and registered in Dubai with company number DMCC1225. Further information about FIS including the location of its offices can be found on our website at freightinvestorservices.com