



Fuel Oil Daily Evening Report

London +44 20 7090 1134 - info@freightinvestor.com | Singapore +65 6535 5189 - info@freightinvestor.asia | Shanghai +86 21 63012568

26 May 2022

Oil and Energy Market News

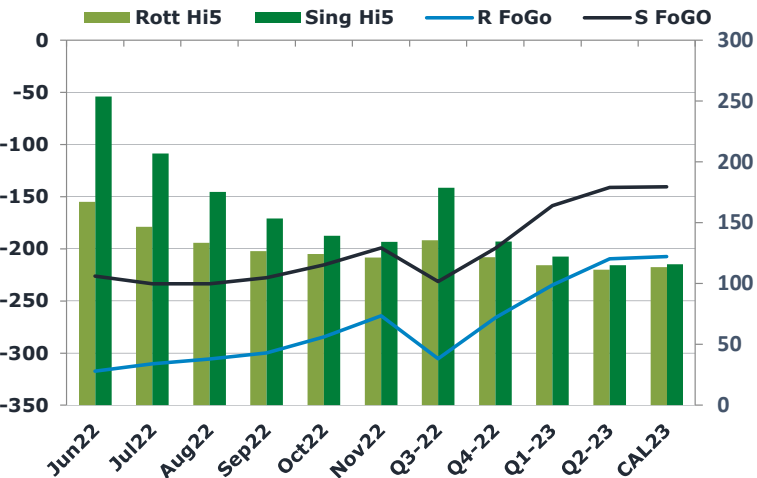
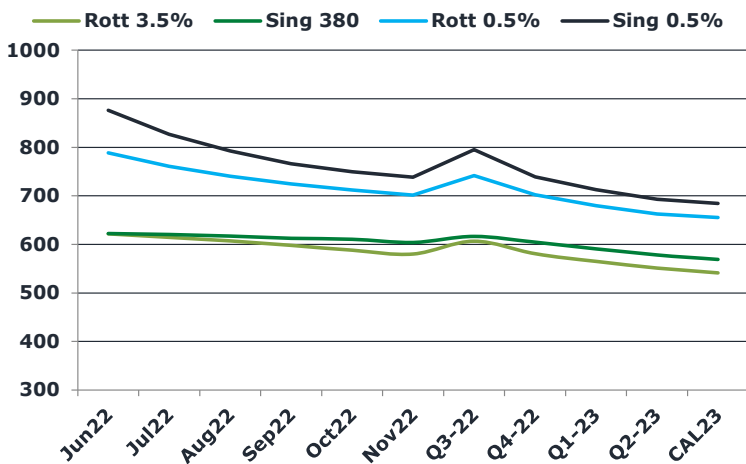
Brent crude oil front month futures ended the day up, printing \$114.52 at 1630BST. Highs in the day reached \$117.39 and lows touched \$113.85.

World stock markets broadly rose on Thursday and bond yields eased as no hawkish surprises from the latest U.S. Federal Reserve minutes helped soothe immediate worries over the impact of interest rate hikes on economic growth. (Reuters)

Brent

114.52

	Barges 3.5 %	Sing 380cst	Rott 0.5%	Sing 0.5%	Sing Hi5
Jun22	621.25	622.25	788.55	875.90	254
Jul22	614.25	620.00	761.05	826.90	207
Aug22	606.75	617.00	740.30	792.40	175
Sep22	597.75	612.50	724.55	766.15	154
Oct22	587.75	610.25	712.05	749.65	139
Nov22	580.00	604.00	701.55	738.40	134
Q3-22	606.25	616.50	741.95	795.15	179
Q4-22	580.33	604.33	702.05	738.90	135
Q1-23	564.75	590.75	679.80	712.98	122
Q2-23	551.25	578.00	662.55	693.15	115
CAL23	541.27	568.71	654.93	684.48	116



Fuel Oil Market News

The Barges crack opened at -13.50 this morning and ended the day printing -14.95. The Cal 23 crack was valued at -8.60.

The Singapore 0.5% crack ended the day trading at 27.10, with the Rott 0.5% crack printing 13.60 on both front months, respectively.

	Rott GOFO	Sing GOFO	R FoGo	S FoGo	Rott Hi5
Jun22	484.75	479.75	-317.50	-226.00	167
Jul22	457.10	440.28	-310.25	-233.50	147
Aug22	439.25	409.01	-305.75	-233.50	134
Sep22	426.44	381.48	-299.75	-227.75	127
Oct22	408.85	354.67	-284.50	-215.25	124
Nov22	385.83	333.36	-264.25	-199.00	122
Q3-22	440.95	410.11	-305.25	-231.50	136
Q4-22	387.72	334.02	-266.00	-199.50	122
Q1-23	349.72	280.80	-234.75	-158.50	115
Q2-23	320.68	256.05	-209.50	-141.00	111
CAL23	321.10	256.49	-207.50	-140.75	114

26 May 2022

TIME SPREADS FUEL

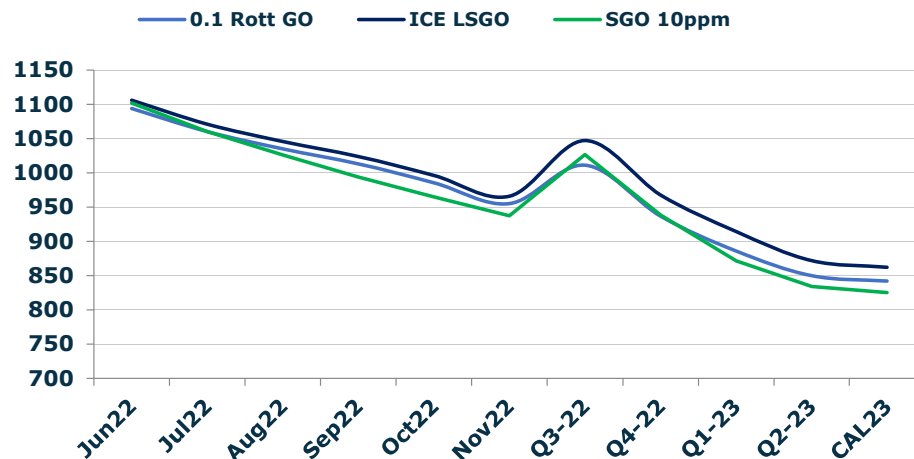
	Barges 3.5	S 380	Rott 0.5%	Sing 0.5%
Jun22/Jul22	7.00	2.25	27.50	49.00
Jul22/Aug22	7.50	3.00	20.75	34.50
Aug22/Sep22	9.00	4.50	15.75	26.25
Sep22/Oct22	10.00	2.25	12.50	16.50
Oct22/Nov22	7.75	6.25	10.50	11.25
Q3-22/Q4-22	25.92	12.17	39.90	56.25
Q4-22/Q1-23	15.58	13.58	22.25	25.92
Q1-23/Q2-23	13.50	12.75	17.25	19.83
CAL23/CAL24	52.50	49.00	48.2	41.77

GASOIL CURVES

	Rott 0.1	SGO 10ppm	ICE GO
Jun22	1094.0	1102.0	1106.0
Jul22	1060.6	1060.3	1071.4
Aug22	1035.3	1026.0	1046.0
Sep22	1013.4	994.0	1024.2
Oct22	985.8	964.9	996.6
Nov22	955.1	937.4	965.8
Q3-22	1011.5	1026.6	1047.2
Q4-22	937.1	938.3	968.1
Q1-23	886.0	871.5	914.5
Q2-23	850.0	834.0	871.9
CAL23	842.0	825.2	862.4

EW SPREAD

	EW380	EW0.5%
Jun22	1.00	87.35
Jul22	5.75	65.85
Aug22	10.25	52.10
Sep22	14.75	41.60
Oct22	22.50	37.60
Nov22	24.00	36.85
Q3-22	10.25	53.20
Q4-22	24.00	36.85
Q1-23	26.00	33.18
Q2-23	26.75	30.60
CAL23	20.50	29.56



Contact US:

Luke Longhurst

Email: lukel@freightinvestor.com

Mobile: (+44) 7966 968761

Jessie Deng

Email: jessied@freightinvestor.com

Mobile: (+86) 13524516743

Ricky Forman

Email: rickyf@freightinvestor.com

Mobile: (+44) 7868 708719

Jarryd Smith

Email: jarryds@freightinvestor.com

Mobile: (+65) 8798 4987

Sam Twyford

Email: samt@freightinvestor.com

Mobile: (+44) 7729 118643

The information provided in this communication is not intended for retail clients. It is general in nature only and does not constitute advice or an offer to sell, or the solicitation of an offer to purchase any swap or other financial instruments, nor constitute any recommendation on our part. The information has been prepared without considering your investment objectives, financial situation, or knowledge and experience. This material is not a research report and is not intended as such. FIS is not responsible for any trading decisions taken based on this communication. Trading swaps and over-the-counter derivatives, exchange-traded derivatives, and options involve substantial risk and are not suitable for all investors. You are advised to perform an independent investigation to determine whether a transaction is suitable for you. No part of this material may be copied or duplicated in any form by any means or redistributed without our prior written consent. Freight Investor Services Ltd (FIS) is authorised and regulated by the Financial Conduct Authority (FRN: 211452) and is a member of the National Futures Association ("NFA"). Freight Investor Services PTE Ltd ('FIS PTE') is a private limited company, incorporated and registered in Singapore with company number 200603922G, and has subsidiary offices in India and Shanghai. Freight Investor Solutions DMCC ('FIS DMCC') is a private limited company, incorporated and registered in Dubai with company number DMCC1225. Further information about FIS including the location of its offices can be found on our website at freightinvestorservices.com