



# Fuel Oil Daily Evening Report

London +44 20 7090 1134 - info@freightinvestor.com | Singapore +65 6535 5189 - info@freightinvestor.asia | Shanghai +86 21 63012568

27 May 2022

## Oil and Energy Market News

Brent crude oil front month futures ended the day up, printing \$117.85 at 1630BST. Highs in the day reached \$118.73 and lows touched \$116.63.

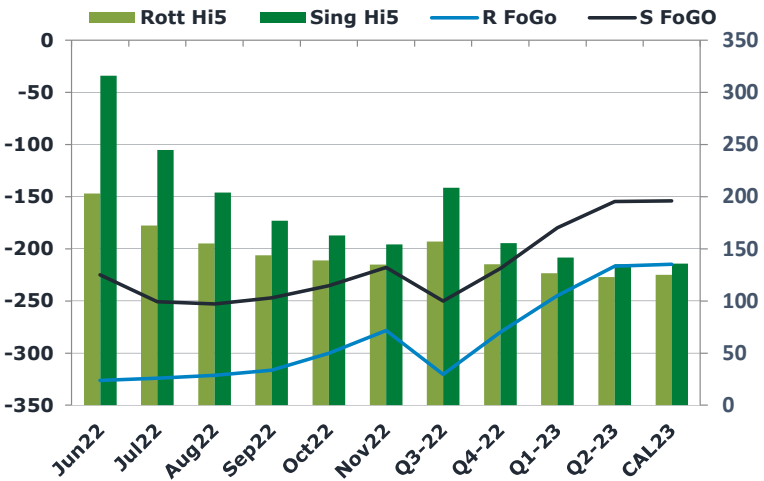
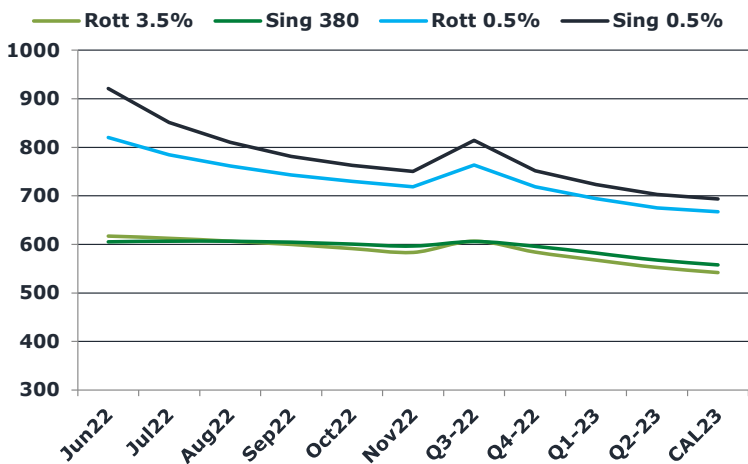
Crazy day on the 0.5% Spreads and cracks moving upwards, and HSFO crack came off over \$2 through the day.

AUSTRIA'S CHANCELLOR NEHAMMER: PUTIN TOLD ME GAS DELIVERIES WILL CONTINUE TO THE FULL EXTENT.  
~BMN

## Brent

117.85

	Barges 3.5 %	Sing 380cst	Rott 0.5%	Sing 0.5%	Sing Hi5
Jun22	617.00	605.00	819.90	921.15	316
Jul22	612.50	606.50	784.90	851.15	245
Aug22	606.25	606.25	761.40	810.15	204
Sep22	599.50	604.25	743.40	781.15	177
Oct22	591.00	600.25	729.90	763.15	163
Nov22	583.50	596.25	718.40	750.65	154
Q3-22	606.10	605.65	763.25	814.15	209
Q4-22	583.75	595.92	718.90	751.48	156
Q1-23	567.25	581.75	693.98	723.57	142
Q2-23	552.25	567.42	675.15	702.65	135
CAL23	541.77	557.75	667.00	693.53	136



## Fuel Oil Market News

The Barges crack opened at -15.00 this morning and ended the day printing -17.00. The Cal 23 crack was valued at -8.60.

The Singapore 0.5% crack ended the day trading at 30.5, with the Rott 0.5% crack printing 14.90 on both front months, respectively.

	Rott GOFO	Sing GOFO	R FoGo	S FoGo	Rott Hi5
Jun22	529.18	541.18	-326.25	-225.00	203
Jul22	496.50	495.35	-324.00	-250.75	172
Aug22	476.42	456.86	-321.25	-253.00	155
Sep22	460.17	423.85	-316.25	-247.00	144
Oct22	439.23	398.05	-300.25	-235.25	139
Nov22	413.25	372.25	-278.25	-217.75	135
Q3-22	477.70	458.58	-320.50	-250.00	157
Q4-22	415.16	374.32	-280.00	-218.75	135
Q1-23	371.48	321.69	-244.75	-179.75	127
Q2-23	339.47	289.83	-216.50	-154.50	123
CAL23	339.94	289.94	-214.75	-154.25	125

27 May 2022

## TIME SPREADS FUEL

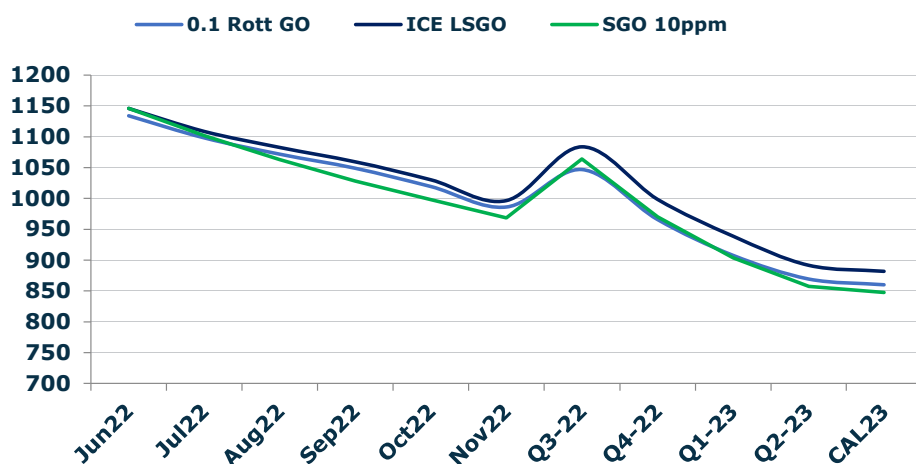
	Barges 3.5	S 380	Rott 0.5%	Sing 0.5%
Jun22/Jul22	4.50	-1.50	35.00	70.00
Jul22/Aug22	6.25	0.25	23.50	41.00
Aug22/Sep22	6.75	2.00	18.00	29.00
Sep22/Oct22	8.50	4.00	13.50	18.00
Oct22/Nov22	7.50	4.00	11.50	12.50
Q3-22/Q4-22	22.35	9.73	44.35	62.67
Q4-22/Q1-23	16.50	14.17	24.92	27.92
Q1-23/Q2-23	15.00	14.33	18.83	20.92
CAL23/CAL24	52.50	49.00	59.7	61.78

## GASOIL CURVES

	Rott 0.1	SGO 10ppm	ICE GO
Jun22	1134.2	1146.2	1146.2
Jul22	1098.3	1101.9	1109.0
Aug22	1071.9	1063.1	1082.7
Sep22	1048.9	1028.1	1059.7
Oct22	1019.5	998.3	1030.2
Nov22	986.0	968.5	996.8
Q3-22	1046.8	1064.2	1083.8
Q4-22	965.8	970.2	998.9
Q1-23	907.9	903.4	938.7
Q2-23	869.6	857.2	891.7
CAL23	860.0	847.7	881.7

## EW SPREAD

	EW380	EW0.5%
Jun22	-12.00	101.25
Jul22	-6.00	66.25
Aug22	0.00	48.75
Sep22	4.75	37.75
Oct22	9.25	33.25
Nov22	12.75	32.25
Q3-22	-0.45	50.90
Q4-22	12.17	32.58
Q1-23	14.50	29.58
Q2-23	15.17	27.50
CAL23	20.50	26.52



## Contact US:

## Luke Longhurst

Email: lukel@freightinvestor.com

Mobile: (+44) 7966 968761

## Jessie Deng

Email: jessied@freightinvestor.com

Mobile: (+86) 13524516743

## Ricky Forman

Email: rickyf@freightinvestor.com

Mobile: (+44) 7868 708719

## Jarryd Smith

Email: jarryds@freightinvestor.com

Mobile: (+65) 8798 4987

## Sam Twyford

Email: samt@freightinvestor.com

Mobile: (+44) 7729 118643

The information provided in this communication is not intended for retail clients. It is general in nature only and does not constitute advice or an offer to sell, or the solicitation of an offer to purchase any swap or other financial instruments, nor constitute any recommendation on our part. The information has been prepared without considering your investment objectives, financial situation, or knowledge and experience. This material is not a research report and is not intended as such. FIS is not responsible for any trading decisions taken based on this communication. Trading swaps and over-the-counter derivatives, exchange-traded derivatives, and options involve substantial risk and are not suitable for all investors. You are advised to perform an independent investigation to determine whether a transaction is suitable for you. No part of this material may be copied or duplicated in any form by any means or redistributed without our prior written consent. Freight Investor Services Ltd (FIS) is authorised and regulated by the Financial Conduct Authority (FRN: 211452) and is a member of the National Futures Association ("NFA"). Freight Investor Services PTE Ltd ('FIS PTE') is a private limited company, incorporated and registered in Singapore with company number 200603922G, and has subsidiary offices in India and Shanghai. Freight Investor Solutions DMCC ('FIS DMCC') is a private limited company, incorporated and registered in Dubai with company number DMCC1225. Further information about FIS including the location of its offices can be found on our website at [freightinvestorservices.com](http://freightinvestorservices.com)