FIS Steel & Scrap Close

www.freightinvestorservices.com | info@freightinvestor.com | @freightinvestor

3 May 2022

Index	Print	Change	MTD
LME Platts HMS	$540.00/MT	$0.00	$540.00
LME Platts Rebar	$887.50/MT	$0.00	$887.50
CME Argus EHR	£1,245.50/MT	€ 0.00	€ 1,322.08
LME Argus HRC China	$803.00/MT	($2.00)	$842.87
CME/LME Platts HRC	$1,440.00/NT	$0.00	$1,440.00
CME CRU HRC	$1,456/NT	($36.00)	$1,464.00
CME CRU HDG	$405/NT	$15.00	$414.50
CME FM BUS	$778.75/GT	$75.21	Apr-22
CME Platts SHR	$610.00/GT	$0.00	Apr-22

Today	CME Block trade recap						
HR	Jun22	1220	25 lot	EHR	Jun22	1090	150 lot
HR	May22	1375	25 lot	EHR	May22	1160	25 lot
HR	May22	1370	25 lot	HRO	Q422 1000p	95	25 lot
HR	Sep22	1110	25 lot	HR	Q322	1100	10 lot
HR	Sep22	1110	50 lot	HR	May22	1365	25 lot
HR	May22/Jun22	160	150 lot	HR	May22	1365	45 lot
HR	Sep22	1105	50 lot	HR	May22	1365	50 lot
HR	Q322	1125	10 lot	HR	May22	1365	25 lot
HR	Q322	1115	50 lot	EHR	May22	1150	50 lot
HR	Jul22	1140	39 lot	EHR	May22	1170	25 lot
HR	Jun22	1210	39 lot				
HR	Q322	1110	50 lot				
HR	Q322	1110	50 lot				
HR	Q322	1100	10 lot				

Product	HRC Midwest CRU		HR/HRC	
Exchange	CME		20 NT	
Period	Bid	Offer	Midpoint	OI
MAY 22	1355	1375	1365	5222
JUN 22	1205	1235	1220	5048
JUL 22	1135	1170	1153	3812
AUG 22	1120	1155	1138	3519
SEP 22	1090	1125	1108	2773
OCT 22	1060	1095	1078	1766
NOV 22	1050	1085	1068	1499
DEC 22	1035	1070	1053	1274
JAN 23	1010	1045	1028	448
FEB 23	990	1025	1008	276
MAR 23	980	1015	998	165
APR 23	970	1000	985	101
MAY+JUN22	1280	1305	1293	10270
Q222	1232	1260	1246	14082
Q322	1090	1125	1108	8058
Q422	1032	1067	1049	3221
2h22	1061	1096	1078	11279
Q123	980	1013	997	542
Q223	950	983	967	542

CRU U.S. Midwest HRC Index

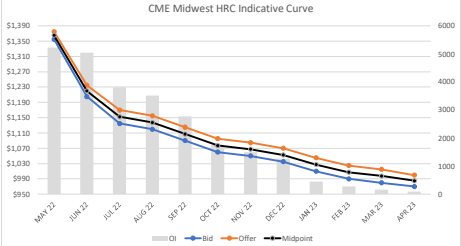

Product	HRC NW Europe		EHR	
Exchange	CME		€/MT	
Period	Bid	Offer	Midpoint	OI
MAY 22	1140	1180	1160	298
JUN 22	1070	1120	1095	493
JUL 22	1030	1070	1050	399
AUG 22	1010	1050	1030	68
SEP 22	1000	1050	1025	103
OCT 22	990	1040	1015	38
NOV 22	980	1030	1005	25
DEC 22	975	1025	1000	25
JAN 23	970	1020	995	0
FEB 23	965	1015	990	0
MAR 23	960	1010	985	0
APR 23	955	1005	980	0
MAY+JUN22	1105	1150	1128	791
JUN+JUL22	1050	1095	1073	892
Q222	1037	1080	1058	960
Q322	990	1040	1015	166
Q422	970	1020	995	25
2h22	980	1030	1005	191
Q123	960	1010	985	1449

Argus HRC EXW Ruhr/ Northern Europe

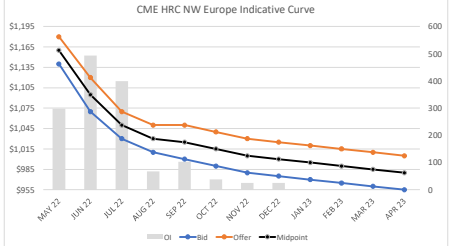

Product	Midwest Busheling		BUS	
Exchange	CME		20 GT	
Period	Bid	Offer	Midpoint	OI
MAY 22	685	705	695	985
JUN 22	625	645	635	736
JUL 22	615	635	625	739
AUG 22	605	625	615	704
SEP 22	595	615	605	783
OCT 22	585	605	595	623
NOV 22	575	595	585	639
DEC 22	565	585	575	415
JAN 23	555	575	565	50
FEB 23	545	565	555	50
MAR 23	535	555	545	50
APR 23	525	545	535	50
MAY+JUN22	655	675	665	1721
MAY-JUL	642	662	652	2460
Q322	605	625	615	2226
Q422	575	595	585	1677
2h22	590	610	600	3903
Q123	545	565	555	150
Q223	515	535	525	50

AMM U.S. Midwest Busheling Index

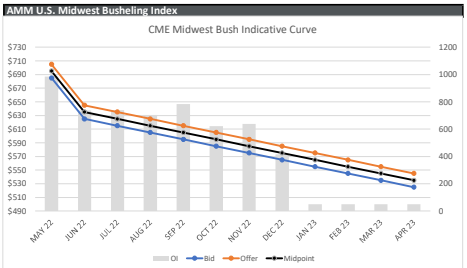

Product	Midwest Shredded		SHR	
Exchange	CME		20 GT	
Period	Bid	Offer	Midpoint	OI
MAY 22	620	680	650	0
JUN 22	610	670	640	0
JUL 22	590	655	623	0
AUG 22	580	640	610	0
SEP 22	570	630	600	0
OCT 22	560	620	590	0
NOV 22	550	610	580	0
DEC 22	540	600	570	0
JAN 23	530	590	560	0
FEB 23	520	580	550	0
MAR 23	510	570	540	0
APR 23	500	560	530	0
MAY+JUN22	615	675	645	0
MAY-JUL	607	668	638	0
Q322	580	642	611	0
Q422	550	610	580	0
2h22	565	626	595	0
Q123	520	580	550	0
Q223	490	550	520	-30

Platts Shredded Delivered US Midwest

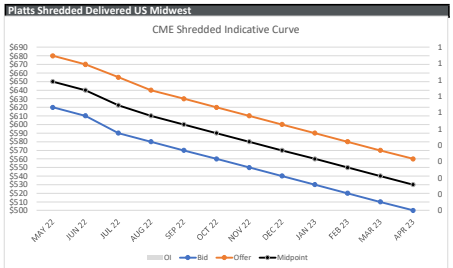

Product	HDG Premium		HDG	
Exchange	CME		$/NT	
Period	Bid	Offer	Midpoint	OI
MAY 22	400	450	425	5
JUN 22	380	430	405	5
JUL 22	360	420	390	30
AUG 22	350	405	378	30
SEP 22	340	400	370	30
OCT 22	330	390	360	25
NOV 22	320	380	350	25
DEC 22	310	370	340	25
JAN 23	300	360	330	0
FEB 23	290	350	320	0
MAR 23	280	340	310	0
APR 23	270	330	300	0
MAY+JUN22	390	440	415	10
Q222	380	433	407	40
Q322	340	398	369	85
Q422	310	370	340	50
2h22	325	384	355	135
Q123	280	340	310	0
Q223	250	310	280	-30

CRU HDG-HRC

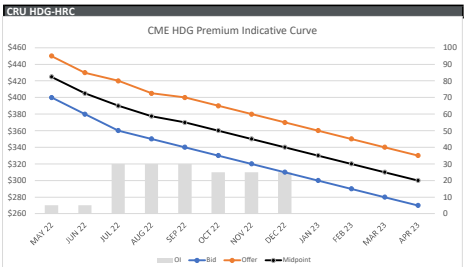

Product	HRC Mill Spread		BUS/HRC	
Exchange	CME		Spread	
Period	Bid	Offer	Midpoint	
MAY 22	650	690	670	
JUN 22	560	610	585	
JUL 22	500	555	528	
AUG 22	495	550	523	
SEP 22	475	530	503	
OCT 22	455	510	483	
NOV 22	455	510	483	
DEC 22	450	505	478	
JAN 23	435	490	463	
FEB 23	425	480	453	
MAR 23	425	480	453	
MAY+JUN	605	650	628	
Q322	570	618	594	
Q422	475	530	503	
2h22	523	574	548	
Q123	425	480	453	
Q223	415	470	443	

US HRC Mill Spread

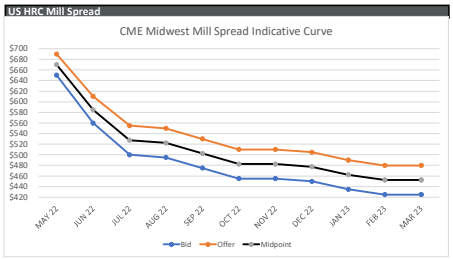

Product	HRC FOB China		HC/LCY	
Exchange	LME		10 MT	
Period	Bid	Offer	Midpoint	Open Int.
MAY 22	795	815	805	248
JUN 22	785	805	795	120
JUL 22	780	800	790	61
AUG 22	775	795	785	33
SEP 22	770	795	783	36
OCT 22	770	795	783	11
NOV 22	770	795	783	9
DEC 22	768	795	782	7
JAN 23	765	795	780	9
FEB 23	760	795	778	11
MAR 23	755	790	773	12
APR 23	750	785	768	0
MAY+JUN22	790	810	800	368
JUN+JUL22	783	803	793	181
Q222	787	807	797	429
Q322	772	795	783	80
Q422	768	795	781	25
2h22	770	795	782	105
Q123	755	790	773	23

Argus HRC FOB Tianjin China index

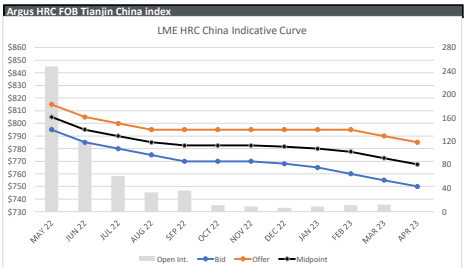

Product	HRC North America		HU/HRP/HUS	
Exchange	LME/CME		10 NT	
Period	Bid	Offer	Midpoint	OI
MAY 22	1385	1405	1395	1
JUN 22	1230	1250	1240	4
JUL 22	1138	1158	1148	3
AUG 22	1108	1128	1118	0
SEP 22	1108	1128	1118	0
OCT 22	1108	1128	1118	0
NOV 22	1108	1128	1118	0
DEC 22	1108	1128	1118	0
JAN 23	1108	1128	1118	0
FEB 23	1108	1128	1118	0
MAR 23	1108	1128	1118	0
APR 23	1108	1128	1118	0
MAY+JUN22	1308	1328	1318	5
JUN+JUL22	1184	1204	1194	7
Q222	1158	1178	1168	8
Q322	1108	1128	1118	0
Q422	1108	1128	1118	0
2h22	1108	1128	1118	0
Q123	1151	1171	1161	0

Platts TSI HRC US EXW Indiana index

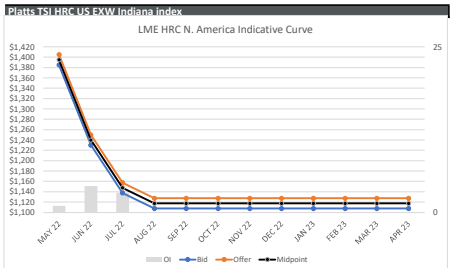

Product	LME STEEL REBAR		SR/JBP	
Exchange	LME		10 MT	
Period	Bid	Offer	Midpoint	OI
MAY 22	845	865	855	999
JUN 22	820	840	830	359
JUL 22	810	830	820	284
AUG 22	800	820	810	269
SEP 22	790	810	800	245
OCT 22	780	800	790	210
NOV 22	770	790	780	160
DEC 22	760	780	770	112
JAN 23	750	770	760	114
FEB 23	740	760	750	6
MAR 23	730	750	740	12
APR 23	720	740	730	3
MAY+JUN22	833	853	843	1,358
JUN+JUL22	815	835	825	643
Q222	825	845	835	1,642
Q322	790	810	800	724
Q422	760	780	770	386
2h22	775	795	785	1,110
Q123	730	750	740	21

Platts Steel Rebar FOB Turkey index

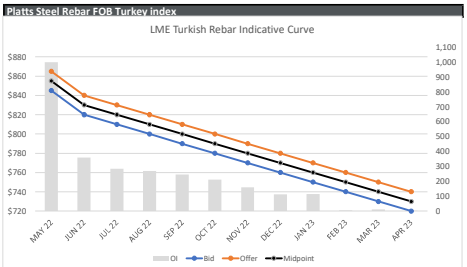

Product	HMS CFR Turkey		SC/JBO	
Exchange	LME		10 MT	
Period	Bid	Offer	Midpoint	OI
MAY 22	525	535	530	3,393
JUN 22	515	525	520	2,134
JUL 22	510	520	515	397
AUG 22	505	515	510	349
SEP 22	500	510	505	279
OCT 22	490	500	495	322
NOV 22	485	495	490	412
DEC 22	480	490	485	528
JAN 23	475	485	480	105
FEB 23	470	480	475	105
MAR 23	465	475	470	108
APR 23	460	470	465	97
MAY+JUN22	520	530	525	5,527
JUN+JUL22	513	523	518	2,531
Q222	517	527	522	5,924
Q322	498	508	503	950
Q422	480	490	485	1,045
2h22	489	499	494	1,995
Q123	465	475	470	310

Platts TSI Index

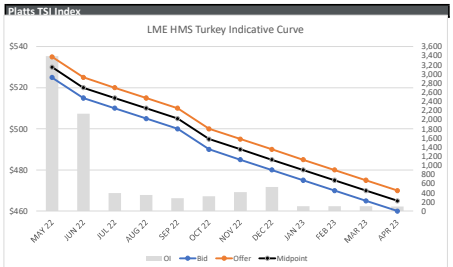

The information provided in this communication is not intended for retail clients. It is general in nature only and does not constitute advice or an offer to sell, or the solicitation of an offer to purchase any swap or other financial instruments, nor constitute any recommendation on our part. The information has been prepared without considering your investment objectives, financial situation, or knowledge and experience. This material is not a research report and is not intended as such. FIS is not responsible for any trading decisions taken based on this communication. Trading swaps and over-the-counter derivatives, exchange-traded derivatives, and options involve substantial risk and are not suitable for all investors. You are advised to perform an independent investigation to determine whether a transaction is suitable for you. No part of this material may be copied or duplicated in any form by any means or redistributed without our prior written consent. Freight Investor Services Ltd (FIS) is authorised and regulated by the Financial Conduct Authority (FRN: 211452) and is a member of the National Futures Association ("NFA"). Freight Investor Services PTE Ltd ('FIS PTE') is a private limited company, incorporated and registered in Singapore with company number 200603922G, and has subsidiary offices in India and Shanghai. Freight Investor Solutions DMCC ('FIS DMCC') is a private limited company, incorporated and registered in Dubai with company number DMCC1225. Further information about FIS including the location of its offices can be found on our website at www.freightinvestorservices.com