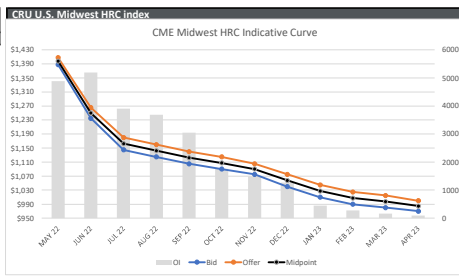


4 May 2022

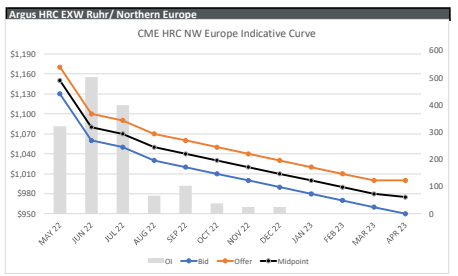
Index	Print	Change	MTD
LME Platts HMS	\$539.00/MT	(\$1.00)	\$539.50
LME Platts Rebar	\$882.50/MT	(\$5.00)	\$885.00
CME Argus EHR	€1,228.50/MT	-€17.00	€1,228.50
LME Argus HRC China	\$803.00/MT	\$2.00	\$842.87
CME/LME Platts HRC	\$1,440.00/NT	\$0.00	\$1,440.00
CME CRU HRC	\$1,447.75/NT	(\$3.00)	\$1,447.75
CME CRU HDG	\$370.00/NT	(\$35.00)	\$370.00
CME FM BUS	\$778.75/GT	\$75.21	Apr-22
CME Platts SHR	\$610.00/GT	\$0.00	Apr-22

Today	CME Block trade recap	HR	Q422	Odds
HR	May22-Nov22	1223	590	25 lot
HR	Q422	230	100 lot	
TIO	Jun22	141	23 lot	
HR	Jun22	1240	25 lot	
HR	May22	1390	25 lot	
HR	Jun22	1240	25 lot	
HR	Jun22-Jul22	1205	25 lot	
EHR	May22	1152	50 lot	
EHR	May22-Jun22	65	50 lot	
EHR	May22	1150	25 lot	

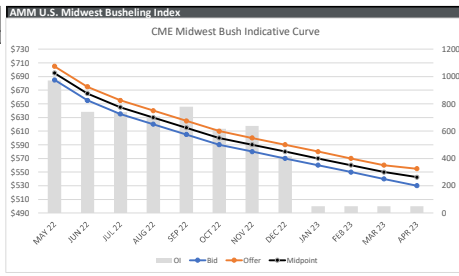
Product Exchange	HRC Midwest CRU		HR/HRC 20 NT	
Period	Bid	Offer	Midpoint	OI
MAY 22	1338	1408	1373	4880
JUN 22	1235	1265	1250	5198
JUL 22	1145	1180	1163	3902
AUG 22	1125	1160	1143	3687
SEP 22	1105	1140	1123	3053
OCT 22	1090	1125	1108	1761
NOV 22	1075	1105	1090	1482
DEC 22	1040	1075	1058	1275
JAN 23	1010	1045	1028	448
FEB 23	990	1025	1008	276
MAR 23	980	1015	998	165
APR 23	970	1000	985	101
MAY+JUN22	1312	1327	1320	1226
JUN+JUL22	1190	1223	1206	9100
Q322	1125	1160	1143	3053
Q422	1068	1102	1085	4518
2h22	1097	1121	1114	15160
Q1 23	993	1028	1011	889
Q223	940	970	955	71



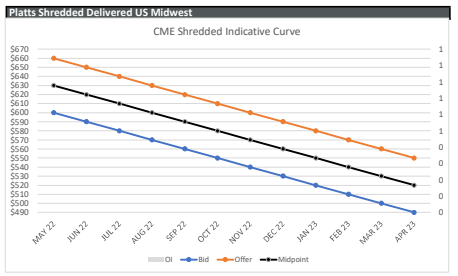
Product Exchange	HRC NW Europe		EHR /M/T	
Period	Bid	Offer	Midpoint	OI
MAY 22	1130	1170	1150	327
JUN 22	1060	1100	1080	503
JUL 22	1050	1090	1070	399
AUG 22	1030	1070	1050	66
SEP 22	1020	1060	1040	103
OCT 22	1010	1050	1030	38
NOV 22	1000	1040	1020	25
DEC 22	990	1030	1010	25
JAN 23	980	1020	1000	0
FEB 23	970	1010	990	0
MAR 23	960	1000	980	0
APR 23	950	1000	975	0
MAY+JUN22	1095	1125	1115	825
JUN+JUL22	1055	1095	1075	902
Q322	1033	1073	1053	568
Q422	1000	1040	1020	88
2h22	1017	1057	1037	656
Q1 23	970	1010	990	0
Q223	920	970	945	-30



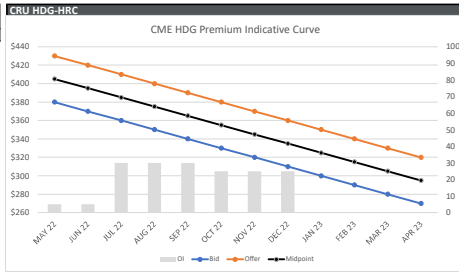
Product Exchange	Midwest Bushing		BUS 20 GT	
Period	Bid	Offer	Midpoint	OI
MAY 22	685	705	695	970
JUN 22	655	675	665	742
JUL 22	635	655	645	739
AUG 22	620	640	630	709
SEP 22	605	625	615	778
OCT 22	590	610	600	618
NOV 22	580	600	590	448
DEC 22	570	590	580	415
JAN 23	560	580	570	50
FEB 23	550	570	560	50
MAR 23	540	560	550	50
APR 23	530	555	543	50
MAY+JUN22	670	690	680	1712
JUN+JUL22	645	665	655	1481
Q322	620	640	630	1078
Q422	580	600	590	1672
2h22	600	620	610	3898
Q1 23	550	570	560	150
Q223	500	525	513	20



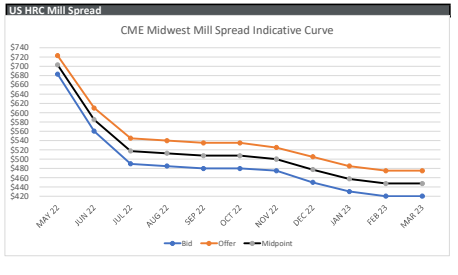
Product Exchange	Midwest Shredded		SHR 20 GT	
Period	Bid	Offer	Midpoint	OI
MAY 22	600	660	630	0
JUN 22	590	650	620	0
JUL 22	580	640	610	0
AUG 22	570	630	600	0
SEP 22	560	620	590	0
OCT 22	550	610	580	0
NOV 22	540	600	570	0
DEC 22	530	590	560	0
JAN 23	520	580	550	0
FEB 23	510	570	540	0
MAR 23	500	560	530	0
APR 23	490	550	520	0
MAY+JUN22	595	655	625	0
JUN+JUL22	585	645	615	0
Q322	570	630	600	0
Q422	540	600	570	0
2h22	555	615	585	0
Q1 23	510	570	540	0
Q223	460	520	490	-30



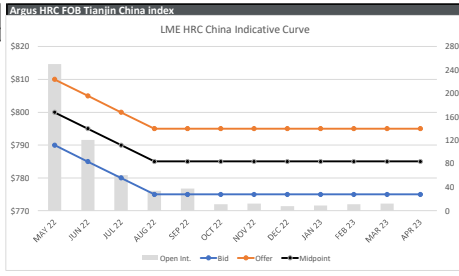
Product Exchange	HDG Premium		HDG \$/NT	
Period	Bid	Offer	Midpoint	OI
MAY 22	380	430	405	5
JUN 22	370	420	395	5
JUL 22	360	410	385	30
AUG 22	350	400	375	30
SEP 22	340	390	365	30
OCT 22	330	380	355	25
NOV 22	320	370	345	25
DEC 22	310	360	335	25
JAN 23	300	350	325	0
FEB 23	290	340	315	0
MAR 23	280	330	305	0
APR 23	270	320	295	0
MAY+JUN22	320	340	330	10
JUN+JUL22	365	415	390	35
Q322	350	400	375	90
Q422	320	370	345	75
2h22	335	385	360	165
Q1 23	290	340	315	0
Q223	240	290	265	-30



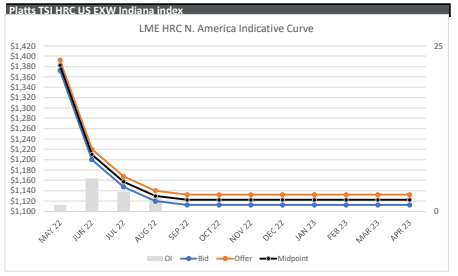
Product Exchange	HRC Mill Spread		BUS/HRC Spread	
Period	Bid	Offer	Midpoint	OI
MAY 22	683	723	703	0
JUN 22	560	610	585	0
JUL 22	490	545	518	0
AUG 22	485	540	513	0
SEP 22	480	535	508	0
OCT 22	480	535	508	0
NOV 22	475	525	500	0
DEC 22	450	505	478	0
JAN 23	430	485	458	0
FEB 23	420	475	448	0
MAR 23	420	475	448	0
MAY+JUN	622	667	644	0
Q322	485	540	513	0
Q422	468	520	495	0
2h22	477	531	504	0
Q1 23	423	478	451	0
Q223	393	448	421	0



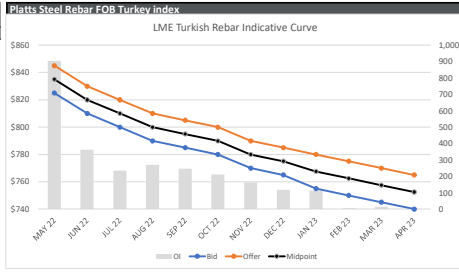
Product Exchange	HRC FOB China		HC/LCY 10 MT	
Period	Bid	Offer	Midpoint	Open Int.
MAY 22	790	810	800	250
JUN 22	785	805	795	121
JUL 22	780	800	790	61
AUG 22	775	795	785	34
SEP 22	775	795	785	38
OCT 22	775	795	785	11
NOV 22	775	795	785	12
DEC 22	775	795	785	8
JAN 23	775	795	785	9
FEB 23	775	795	785	11
MAR 23	775	795	785	12
APR 23	775	795	785	0
MAY+JUN22	788	808	798	371
JUN+JUL22	783	803	793	182
Q322	777	797	787	133
Q422	775	795	785	31
2h22	776	796	786	164
Q1 23	775	795	785	32
Q223	745	765	755	-30



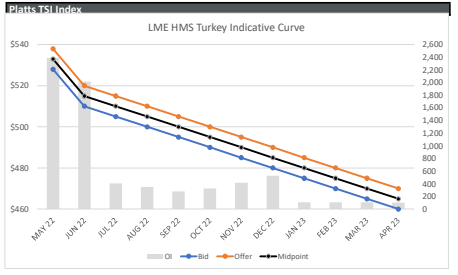
Product Exchange	HRC North America		HU/HRP/HUS 10 NT	
Period	Bid	Offer	Midpoint	OI
MAY 22	1373	1393	1383	1
JUN 22	1200	1220	1210	3
JUL 22	1148	1168	1158	3
AUG 22	1120	1140	1130	2
SEP 22	1113	1133	1123	0
OCT 22	1113	1133	1123	0
NOV 22	1113	1133	1123	0
DEC 22	1113	1133	1123	0
JAN 23	1113	1133	1123	0
FEB 23	1113	1133	1123	0
MAR 23	1113	1133	1123	0
APR 23	1113	1133	1123	0
MAY+JUN22	1286	1306	1296	6
JUN+JUL22	1174	1194	1184	8
Q322	1127	1147	1137	9
Q422	1113	1133	1123	2
2h22	1120	1140	1130	0
Q1 23	1113	1133	1123	2
Q223	1083	1103	1093	0



Product Exchange	LME STEEL REBAR		SR/JP 10 MT	
Period	Bid	Offer	Midpoint	OI
MAY 22	825	845	835	305
JUN 22	810	830	820	362
JUL 22	800	820	810	234
AUG 22	790	810	800	269
SEP 22	785	805	795	247
OCT 22	780	800	790	212
NOV 22	770	790	780	162
DEC 22	765	785	775	118
JAN 23	755	780	768	114
FEB 23	750	775	763	6
MAR 23	745	770	758	14
APR 23	740	765	753	14
MAY+JUN22	818	838	828	1,267
JUN+JUL22	805	825	815	596
Q322	792	812	802	756
Q422	772	792	782	492
2h22	782	802	792	1,242
Q1 23	750	775	763	134
Q223	710	735	723	-27



Product Exchange	HMS CFR Turkey		SC/JBO 10 MT	
Period	Bid	Offer	Midpoint	OI
MAY 22	528	538	533	2,385
JUN 22	510	520	515	2,014
JUL 22	505	515	510	404
AUG 22	500	510	505	352
SEP 22	495	505	500	277
OCT 22	490	500	495	323
NOV 22	485	495	490	413
DEC 22	480	490	485	525
JAN 23	475	485	480	106
FEB 23	470	480	475	106
MAR 23	465	475	470	109
APR 23	460	470	465	103
MAY+JUN22	519	529	524	4,399
JUN+JUL22	508	518	513	2,418
Q322	500	510	505	1,033
Q422	485	495	490	1,261
2h22	493	503	498	2,294
Q1 23	470	480	475	321
Q223	430	440	435	73



The information provided in this communication is not intended for retail clients. It is general in nature only and does not constitute advice or an offer to sell, or the solicitation of an offer to purchase any swap or other financial instruments, nor constitute any recommendation on our part. The information has been prepared without considering your investment objectives, financial situation, or knowledge and