

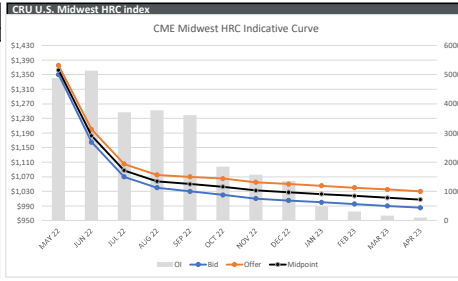
10 May 2022

Index	Print	Change	MTD
LME Platts HMS	\$500.00/MT	(\$30.00)	\$529.83
LME Platts Rebar	\$835.00/MT	(\$25.00)	\$870.42
CME Argus EHR	€1.141/5B	€ 1.141	€ 1.141
LME Argus HRC China	\$764.00/MT	(\$15.00)	\$782.00
CME/LME Platts HRC	\$0.00/MT	\$0.00	\$1,420.00
CME CRU HRC	\$1,447/NT	(\$9.00)	\$1,447.00
CME CRU HDG	\$370/NT	(\$35.00)	\$370.00
CME FM BUS	\$795.00/NT	(\$10.00)	May-22
CME Platts SHR	\$530.00/GT	(\$80.00)	May-22

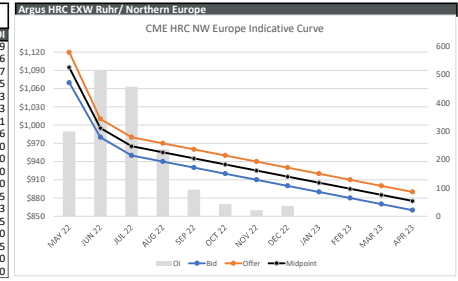
Today	CME Block trade recap
HR Jun22-Jul22	1140 16 lot
HR Jul22-Aug22	20 75 lot
HR Sep22-Dec22	35 45 lot
BUS Q322	630 10 lot
BUS Q322	630 15 lot
TIO Jul22	127.35 11 lot
HR IH23	996 8 lot
HR Q322 1350 Put	290 25 lot
HR Jul22-Aug22	20 15 lot
HR Sep22-Dec22	35 30 lot
HR Jun22	1190 47 lot
HR Jul22-Aug22	1075 0666
BUS Jul22	640 75 lot
HR Q322	1100 25 lot

HR	Jun22	1195	25 lot
EHR Aug22	950	25 lot	
EHR Dec22-Feb23	1020	24 lot	
EHR Jul22-Aug22	950	25 lot	
EHR Aug22	970	25 lot	

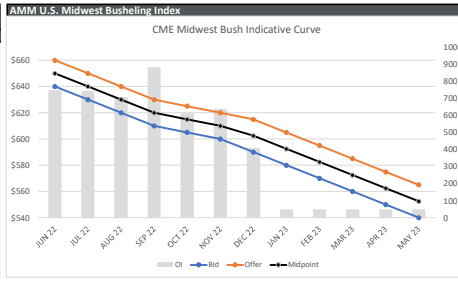
Product Exchange	HRC Midwest CRU	HR/HRC 20 NT
Period	Bid Offer Midpoint OI	
MAY 22	1350 1375 1363 4886	
JUN 22	1165 1200 1183 5139	
JUL 22	1070 1105 1088 3710	
AUG 22	1040 1075 1058 3777	
SEP 22	1030 1070 1050 3613	
OCT 22	1020 1065 1043 1841	
NOV 22	1010 1055 1033 1574	
DEC 22	1005 1050 1028 1352	
JAN 23	1000 1045 1023 484	
FEB 23	995 1040 1018 311	
MAR 23	990 1035 1013 165	
APR 23	985 1030 1010 101	
MAY+JUN22	1258 1288 1273 10025	
JUN+JUL22	1118 1153 1135 8849	
Q322	1047 1087 1064 11100	
Q422	1012 1053 1034 4767	
2h22	1029 1070 1050 15867	
Q1 23	995 1040 1018 960	
Q2 23	975 1010 993 71	



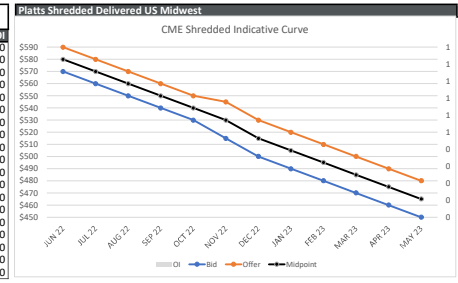
Product Exchange	HRC NW Europe	EHR €/MT
Period	Bid Offer Midpoint OI	
MAY 22	1070 1120 1095 299	
JUN 22	980 1010 995 516	
JUL 22	950 980 965 457	
AUG 22	940 970 955 235	
SEP 22	930 960 945 93	
OCT 22	920 950 935 44	
NOV 22	910 940 925 21	
DEC 22	900 930 915 36	
JAN 23	890 920 905 0	
FEB 23	880 910 895 0	
MAR 23	870 900 885 0	
APR 23	860 890 875 0	
MAY+JUN22	1025 1065 1045 815	
JUN+JUL22	965 995 980 973	
Q322	940 970 955 785	
Q422	910 940 925 100	
2h22	925 955 940 885	
Q1 23	880 910 895 0	
Q2 23	830 860 845 -30	



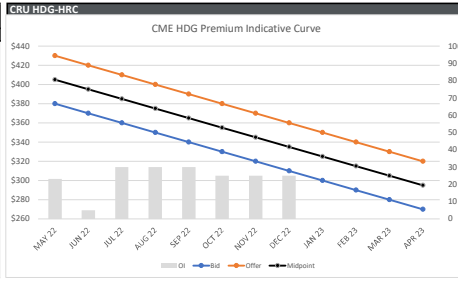
Product Exchange	Midwest Bushing	BUS 20 GT
Period	Bid Offer Midpoint OI	
JUN 22	640 660 650 747	
JUL 22	630 650 640 744	
AUG 22	620 640 630 700	
SEP 22	610 630 620 883	
OCT 22	605 625 615 613	
NOV 22	600 620 610 639	
DEC 22	590 615 603 410	
JAN 23	580 605 593 50	
FEB 23	570 595 583 50	
MAR 23	560 585 573 50	
APR 23	550 575 563 50	
MAY 23	540 565 553 50	
JUN+JUL22	635 655 645 1491	
JUL+AUG22	625 645 635 1452	
Q322	620 640 630 2335	
Q422	598 620 609 1662	
2h22	609 630 609 3997	
Q1 23	570 595 583 150	
Q2 23	540 565 553 150	



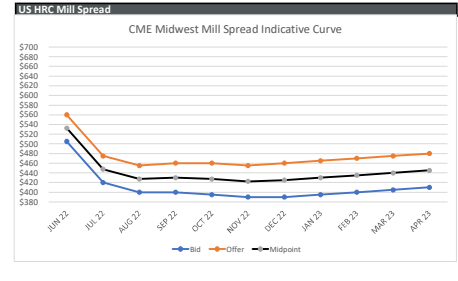
Product Exchange	Midwest Shredded	SHR 20 GT
Period	Bid Offer Midpoint OI	
JUN 22	570 590 580 0	
JUL 22	560 580 570 0	
AUG 22	550 570 560 0	
SEP 22	540 560 550 0	
OCT 22	530 550 540 0	
NOV 22	515 545 530 0	
DEC 22	500 530 515 0	
JAN 23	490 520 505 0	
FEB 23	480 510 495 0	
MAR 23	470 500 485 0	
APR 23	460 490 475 0	
JUN+JUL22	565 585 575 0	
JUL+AUG22	555 575 565 0	
Q322	550 570 560 0	
Q422	515 545 528 0	
2h22	533 556 544 0	
Q1 23	480 510 495 0	
Q2 23	450 480 465 0	



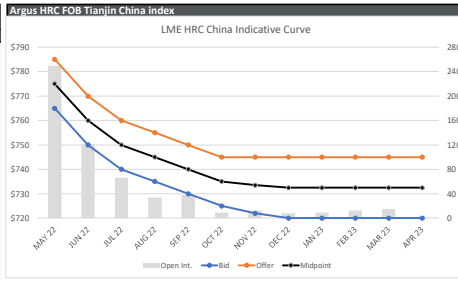
Product Exchange	HDG Premium	HDG \$/NT
Period	Bid Offer Midpoint OI	
MAY 22	380 430 405 23	
JUN 22	370 420 395 5	
JUL 22	360 410 385 0	
AUG 22	350 400 375 30	
SEP 22	340 390 365 30	
OCT 22	330 380 355 25	
NOV 22	320 370 345 25	
DEC 22	310 360 335 25	
JAN 23	300 350 325 0	
FEB 23	290 340 315 0	
MAR 23	280 330 305 0	
APR 23	270 320 295 0	
MAY+JUN22	375 425 400 28	
JUN+JUL22	365 415 390 35	
Q322	350 400 375 90	
Q422	320 370 345 25	
2h22	335 385 360 165	
Q1 23	290 340 315 0	
Q2 23	240 290 265 -30	



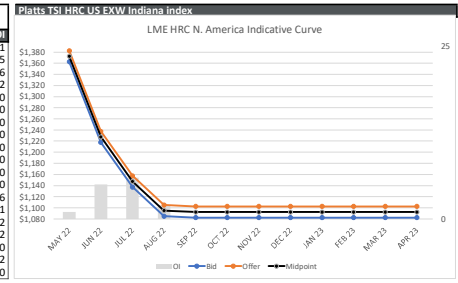
Product Exchange	HRC Mill Spread	BUS/HRC Spread
Period	Bid Offer Midpoint	
JUN 22	505 560 533	
JUL 22	420 475 448	
AUG 22	400 455 428	
SEP 22	400 460 430	
OCT 22	395 460 428	
NOV 22	390 455 423	
DEC 22	380 460 425	
JAN 23	395 465 430	
FEB 23	400 470 435	
MAR 23	405 475 440	
APR 23	410 480 445	
JUN+JUL22	463 518 490	
Q322	398 458 428	
Q422	392 460 426	
2h22	395 459 427	
Q1 23	405 475 440	
Q2 23	375 445 410	



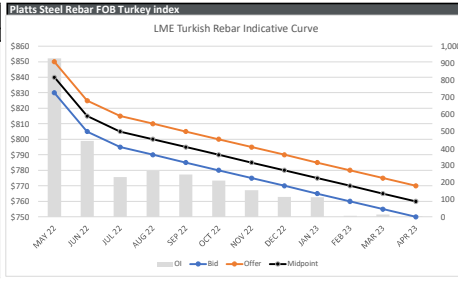
Product Exchange	HRC FOB China	HC/LCY 10 MT
Period	Bid Offer Midpoint Open Int	
MAY 22	765 785 775 250	
JUN 22	750 770 760 121	
JUL 22	740 760 750 66	
AUG 22	735 755 745 34	
SEP 22	730 750 740 38	
OCT 22	725 745 735 9	
NOV 22	712 745 734 12	
DEC 22	720 745 733 8	
JAN 23	720 745 733 9	
FEB 23	720 745 733 13	
MAR 23	720 745 733 15	
APR 23	720 745 733 15	
MAY+JUN22	758 778 768 371	
JUN+JUL22	745 765 755 187	
Q322	735 755 745 138	
Q422	722 742 734 29	
2h22	729 750 739 167	
Q1 23	720 745 733 37	
Q2 23	690 715 703 -30	



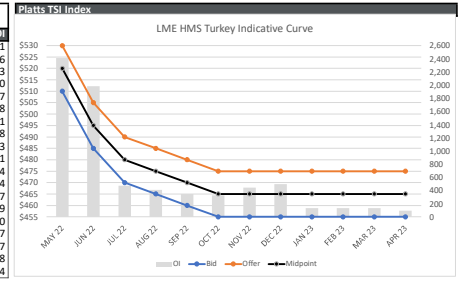
Product Exchange	HRC North America	HU/HRP/HUS 10 NT
Period	Bid Offer Midpoint OI	
MAY 22	1363 1383 1373 1	
JUN 22	1218 1238 1228 5	
JUL 22	1138 1158 1148 6	
AUG 22	1085 1105 1095 2	
SEP 22	1083 1103 1093 0	
OCT 22	1083 1103 1093 0	
NOV 22	1083 1103 1093 0	
DEC 22	1083 1103 1093 0	
JAN 23	1083 1103 1093 0	
FEB 23	1083 1103 1093 0	
MAR 23	1083 1103 1093 0	
APR 23	1083 1103 1093 0	
MAY+JUN22	1290 1310 1300 6	
JUN+JUL22	1178 1198 1188 11	
Q322	1102 1122 1112 12	
Q422	1083 1103 1093 2	
2h22	1092 1112 1102 0	
Q1 23	1083 1103 1093 2	
Q2 23	1053 1073 1063 0	



Product Exchange	LME STEEL REBAR	SR/IBP 10 MT
Period	Bid Offer Midpoint OI	
MAY 22	830 850 840 929	
JUN 22	805 825 815 445	
JUL 22	795 815 805 233	
AUG 22	790 810 800 269	
SEP 22	785 805 795 247	
OCT 22	780 800 790 212	
NOV 22	775 795 785 117	
DEC 22	770 790 780 117	
JAN 23	765 785 775 114	
FEB 23	760 780 770 6	
MAR 23	755 775 765 4	
APR 23	750 770 760 4	
MAY+JUN22	818 838 828 1,374	
JUN+JUL22	800 820 810 678	
Q322	790 810 800 749	
Q422	775 795 785 486	
2h22	783 803 793 1,235	
Q1 23	760 780 770 134	
Q2 23	720 740 730 -26	



Product Exchange	HMS CFR Turkey	SC/IBO 10 MT
Period	Bid Offer Midpoint OI	
MAY 22	510 530 520 2,411	
JUN 22	485 505 495 1,986	
JUL 22	470 490 480 473	
AUG 22	465 485 475 410	
SEP 22	460 480 470 347	
OCT 22	455 475 465 328	
NOV 22	455 475 465 441	
DEC 22	455 475 465 498	
JAN 23	455 475 465 133	
FEB 23	455 475 465 131	
MAR 23	455 475 465 134	
APR 23	455 475 465 94	
MAY+JUN22	498 518 508 4,397	
JUN+JUL22	478 498 488 2,459	
Q322	465 485 475 1,230	
Q422	455 475 465 1,267	
2h22	460 480 470 2,497	
Q1 23	455 475 465 398	
Q2 23	425 445 435 64	



The information provided in this communication is not intended for retail clients. It is general in nature only and does not constitute advice or an offer to sell, or the solicitation of an offer to purchase any swap or other financial instruments, nor constitute any recommendation on our part. The information has been prepared without considering your investment objectives, financial situation, or knowledge and experience. This material is not a research report and is not intended as such. FIS is not responsible for any trading decisions taken based on this communication. Trading swaps and over-the-counter derivatives, exchange-traded derivatives, and options involve substantial risk and are not suitable for all investors. You are advised to perform an independent investigation to determine whether a transaction is suitable for you. No part of this material may be copied or duplicated in any form by any means or redistributed without our prior written consent. Freight Investor Services Ltd (FIS) is authorised and regulated by the Financial Conduct Authority (FRN: 211452) and is a member of the National Futures Association ("NFA"). Freight Investor Services PTE Ltd (FIS PTE) is a private limited company, incorporated and registered in Singapore with company number 200603922G, and has subsidiary offices in India and Shanghai. Freight Investor Solutions DMCC ("FIS DMCC") is a private limited company, incorporated and registered in Dubai with company number DMCC1225. Further information about FIS including the location of its offices can be found on our website at www.freightinvestorservices.com