



Fuel Oil Daily Evening Report

London +44 20 7090 1134 - info@freightinvestor.com | Singapore +65 6535 5189 - info@freightinvestor.asia | Shanghai +86 21 63012568

09 June 2022

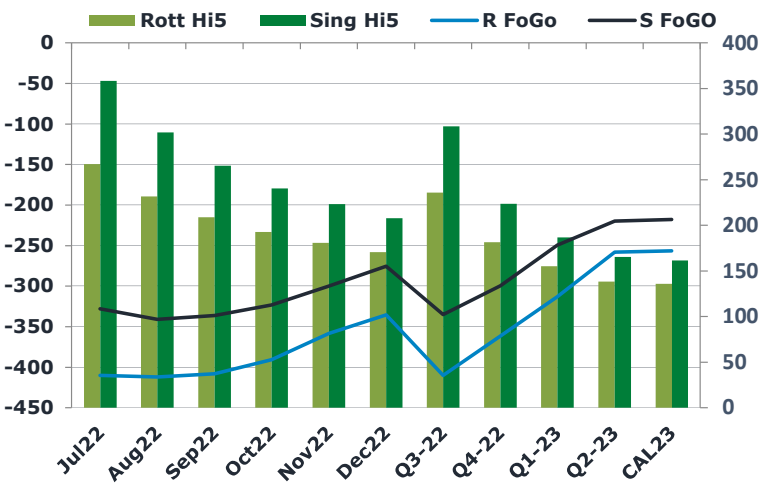
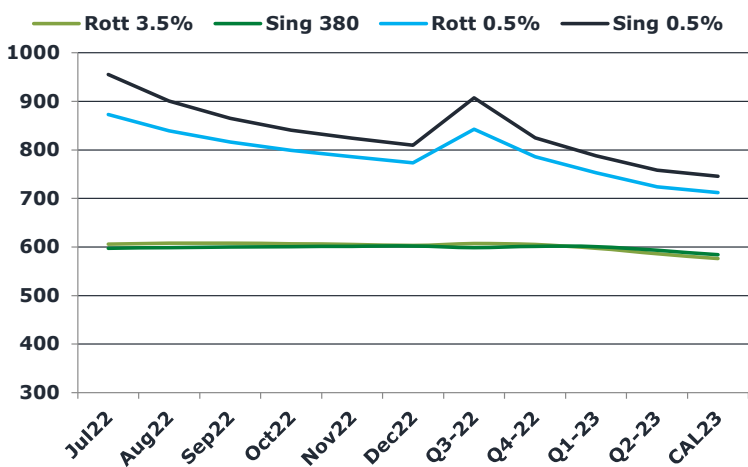
Oil and Energy Market News

Brent crude oil front month futures ended the day flat, printing \$123.56 at 1630BST. High in the day reached \$124.34 and lows touched \$122.50.

Brent

123.56

	Barges 3.5 %	Sing 380cst	Rott 0.5%	Sing 0.5%	Sing Hi5
Jul22	605.55	597.05	872.60	955.45	358
Aug22	607.55	598.55	839.35	900.45	302
Sep22	607.55	599.55	816.35	864.95	265
Oct22	606.55	600.55	799.35	840.95	240
Nov22	605.05	601.30	785.85	824.45	223
Dec22	603.05	602.05	773.60	809.95	208
Q3-22	606.90	598.40	842.75	906.95	309
Q4-22	604.88	601.30	786.27	825.12	224
Q1-23	597.38	600.72	752.68	787.62	187
Q2-23	585.63	592.88	724.18	758.28	165
CAL23	576.07	583.84	711.85	745.49	162



Fuel Oil Market News

The Barges crack opened at -25.95 this morning and ended the day printing -25.30. The Cal 23 crack was valued at -9.00.

The Singapore 0.5% crack ended the day trading at 29.80, with the Rott 0.5% crack printing 16.75 on both front months, respectively.

	Rott GOFO	Sing GOFO	R FoGo	S FoGO	Rott Hi5
Jul22	676.70	686.20	-409.75	-327.75	267
Aug22	643.80	642.98	-412.00	-341.00	232
Sep22	616.89	601.75	-408.00	-336.25	209
Oct22	583.20	563.50	-390.50	-323.00	193
Nov22	539.15	522.89	-358.25	-299.75	181
Dec22	506.16	483.40	-335.50	-275.50	171
Q3-22	645.80	643.52	-410.00	-335.00	236
Q4-22	542.84	523.27	-361.50	-299.50	181
Q1-23	468.18	436.31	-313.00	-249.50	155
Q2-23	396.47	385.04	-258.00	-219.75	139
CAL23	392.51	379.52	-256.75	-217.75	136



Fuel Oil Daily Evening Report

London +44 20 7090 1134 - info@freightinvestor.com | Singapore +65 6535 5189 - info@freightinvestor.asia | Shanghai +86 21 63012568

09 June 2022

TIME SPREADS FUEL

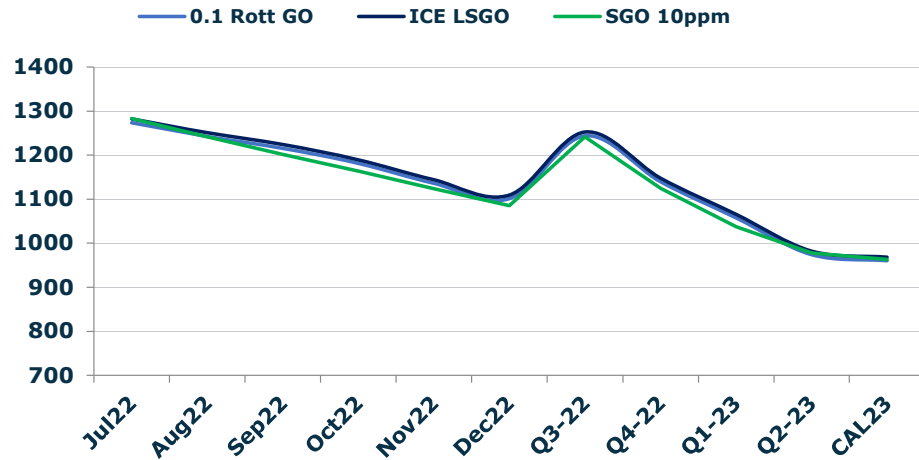
	Barges 3.5	S 380	Rott 0.5%	Sing 0.5%
Jul22/Aug22	-2.00	-1.50	33.25	55.00
Aug22/Sep22	0.00	-1.00	23.00	35.50
Sep22/Oct22	1.00	-1.00	17.00	24.00
Oct22/Nov22	1.50	-0.75	13.50	16.50
Nov22/Dec22	2.00	-0.75	12.25	14.50
Q3-22/Q4-22	2.02	-2.90	56.48	81.83
Q4-22/Q1-23	7.50	0.58	33.58	37.50
Q1-23/Q2-23	11.75	7.83	28.50	29.33
CAL23/CAL24	55.00	44.50	72.8	81.15

GASOIL CURVES

	Rott 0.1	SGO 10ppm	ICE GO
Jul22	1273.8	1283.3	1282.3
Aug22	1242.8	1241.5	1251.3
Sep22	1215.9	1201.3	1224.4
Oct22	1181.8	1164.1	1189.8
Nov22	1136.2	1124.2	1144.2
Dec22	1101.2	1085.5	1109.2
Q3-22	1244.2	1241.9	1252.7
Q4-22	1139.7	1124.6	1147.7
Q1-23	1057.6	1037.0	1065.6
Q2-23	974.1	977.9	982.1
CAL23	960.6	963.4	968.6

EW SPREAD

	EW380	EW0.5%
Jul22	-8.50	82.85
Aug22	-9.00	61.10
Sep22	-8.00	48.60
Oct22	-6.00	41.60
Nov22	-3.75	38.60
Dec22	-1.00	36.35
Q3-22	-8.50	64.20
Q4-22	-3.58	38.85
Q1-23	3.33	34.93
Q2-23	7.25	34.10
CAL23	15.50	33.64



Contact US:

Luke Longhurst

Email: lukel@freightinvestor.com

Mobile: (+44) 7966 968761

Jessie Deng

Email: jessied@freightinvestor.com

Mobile: (+86) 13524516743

Ricky Forman

Email: rickyf@freightinvestor.com

Mobile: (+44) 7868 708719

Jarryd Smith

Email: jarryds@freightinvestor.com

Mobile: (+65) 8798 4987

Sam Twyford

Email: samt@freightinvestor.com

Mobile: (+44) 7729 118643

The information provided in this communication is not intended for retail clients. It is general in nature only and does not constitute advice or an offer to sell, or the solicitation of an offer to purchase any swap or other financial instruments, nor constitute any recommendation on our part. The information has been prepared without considering your investment objectives, financial situation, or knowledge and experience. This material is not a research report and is not intended as such. FIS is not responsible for any trading decisions taken based on this communication. Trading swaps and over-the-counter derivatives, exchange-traded derivatives, and options involve substantial risk and are not suitable for all investors. You are advised to perform an independent investigation to determine whether a transaction is suitable for you. No part of this material may be copied or duplicated in any form by any means or redistributed without our prior written consent. Freight Investor Services Ltd (FIS) is authorised and regulated by the Financial Conduct Authority (FRN: 211452) and is a member of the National Futures Association ("NFA"). Freight Investor Services PTE Ltd ('FIS PTE') is a private limited company, incorporated and registered in Singapore with company number 200603922G, and has subsidiary offices in India and Shanghai. Freight Investor Solutions DMCC ('FIS DMCC') is a private limited company, incorporated and registered in Dubai with company number DMCC1225. Further information about FIS including the location of its offices can be found on our website at freightinvestorservices.com