



Fuel Oil Daily Evening Report

London +44 20 7090 1134 - info@freightinvestor.com | Singapore +65 6535 5189 - info@freightinvestor.asia | Shanghai +86 21 63012568

10 June 2022

Oil and Energy Market News

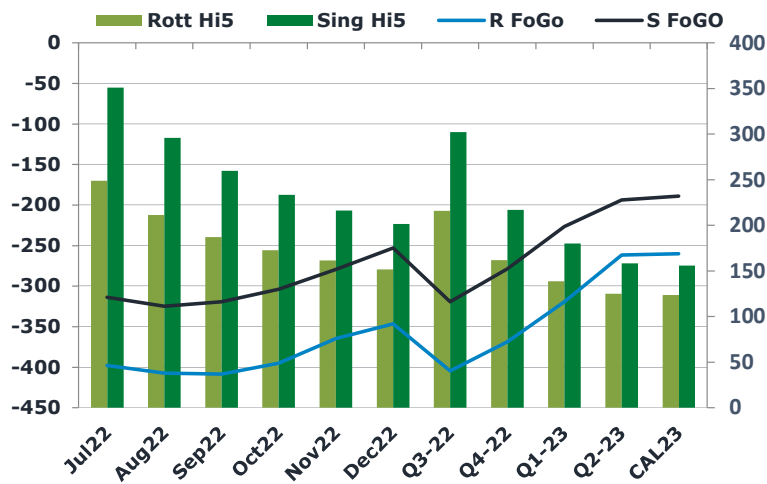
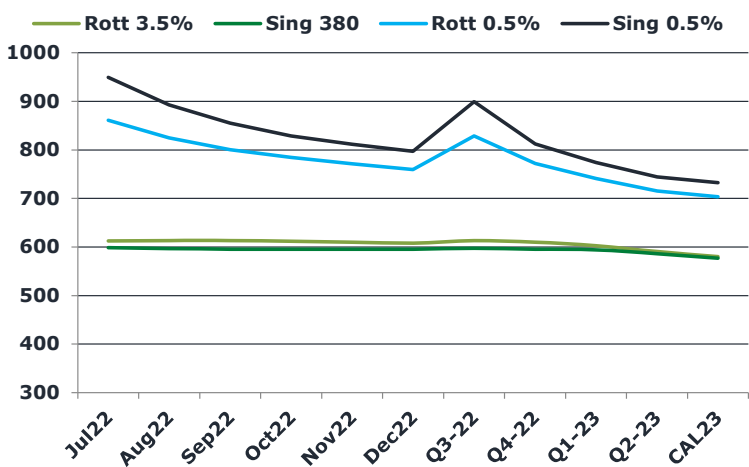
Brent crude oil front month futures ended the day down, printing \$121.52 at 1630BST. Highs in the day reached \$124.33 and lows touched \$119.81.

OIL PRICES EXTEND LOSSES, BRENT CRUDE FALLS MORE THAN \$3 TO SESSION LOW OF \$119.81/BBL AMID CHINA LOCKDOWN FEARS.

Brent

121.52

	Barges 3.5 %	Sing 380cst	Rott 0.5%	Sing 0.5%	Sing Hi5
Jul22	612.20	598.20	861.10	949.35	351
Aug22	613.20	596.70	824.60	892.60	296
Sep22	613.20	595.45	800.35	855.35	260
Oct22	611.70	595.45	784.35	828.85	233
Nov22	609.95	595.45	771.60	811.60	216
Dec22	607.95	595.45	759.85	797.10	202
Q3-22	612.85	596.80	828.70	899.10	302
Q4-22	609.87	595.45	771.93	812.52	217
Q1-23	602.53	593.95	741.18	773.93	180
Q2-23	590.28	586.12	715.43	744.68	159
CAL23	580.03	576.37	703.58	732.29	156



Fuel Oil Market News

The Barges crack opened at -25.5 this morning and ended the day printing -22. The Cal 23 crack was valued at -10.00.

The Singapore 0.5% crack ended the day trading at 31.10, with the Rott 0.5% crack printing 17.20 on both front months, respectively.

	Rott GOFO	Sing GOFO	R FoGo	S FoGo	Rott Hi5
Jul22	646.76	664.76	-397.75	-313.50	249
Aug22	618.50	620.81	-407.00	-325.00	211
Sep22	595.68	578.85	-408.50	-319.00	187
Oct22	567.34	537.13	-394.75	-303.75	173
Nov22	526.23	495.41	-364.50	-279.25	162
Dec22	498.47	454.44	-346.50	-252.75	152
Q3-22	620.35	621.28	-404.50	-319.00	216
Q4-22	530.68	495.66	-368.50	-278.50	162
Q1-23	457.53	406.27	-319.00	-226.25	139
Q2-23	386.57	352.27	-261.50	-193.75	125
CAL23	383.49	344.89	-260.00	-189.00	124

FIS Fuel Oil Daily Evening Report

London +44 20 7090 1134 - info@freightinvestor.com | Singapore +65 6535 5189 - info@freightinvestor.asia | Shanghai +86 21 63012568

10 June 2022

TIME SPREADS FUEL

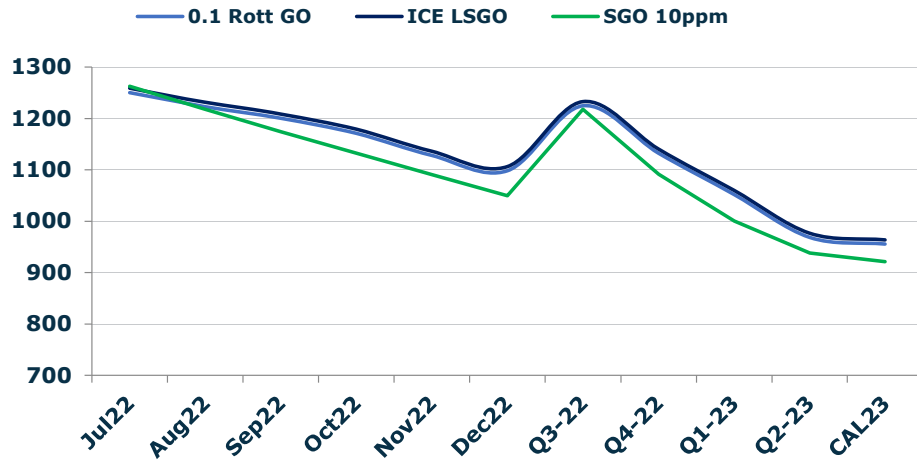
	Barges 3.5	S 380	Rott 0.5%	Sing 0.5%
Jul22/Aug22	-1.00	1.50	36.50	56.75
Aug22/Sep22	0.00	1.25	24.25	37.25
Sep22/Oct22	1.50	0.00	16.00	26.50
Oct22/Nov22	1.75	0.00	12.75	17.25
Nov22/Dec22	2.00	0.00	11.75	14.50
Q3-22/Q4-22	2.98	1.35	56.77	86.58
Q4-22/Q1-23	7.33	1.50	30.75	38.58
Q1-23/Q2-23	12.25	7.83	25.75	29.25
CAL23/CAL24	55.00	44.50	60.5	75.42

GASOIL CURVES

	Rott 0.1	SGO 10ppm	ICE GO
Jul22	1250.5	1263.0	1259.0
Aug22	1223.2	1217.5	1231.7
Sep22	1200.4	1174.3	1208.9
Oct22	1171.0	1132.6	1179.0
Nov22	1128.2	1090.9	1136.2
Dec22	1098.4	1049.9	1106.4
Q3-22	1224.7	1218.1	1233.2
Q4-22	1132.5	1091.1	1140.5
Q1-23	1052.1	1000.2	1060.1
Q2-23	968.9	938.4	976.9
CAL23	955.5	921.3	963.5

EW SPREAD

	EW380	EW0.5%
Jul22	-14.00	88.25
Aug22	-16.50	68.00
Sep22	-17.75	55.00
Oct22	-16.25	44.50
Nov22	-14.50	40.00
Dec22	-12.50	37.25
Q3-22	-16.05	70.40
Q4-22	-14.42	40.58
Q1-23	-8.58	32.75
Q2-23	-4.17	29.25
CAL23	15.50	28.71



Contact US:

Luke Longhurst

Email: lukel@freightinvestor.com

Mobile: (+44) 7966 968761

Jessie Deng

Email: jessied@freightinvestor.com

Mobile: (+86) 13524516743

Ricky Forman

Email: rickyf@freightinvestor.com

Mobile: (+44) 7868 708719

Jarryd Smith

Email: jarryds@freightinvestor.com

Mobile: (+65) 8798 4987

Sam Twyford

Email: samt@freightinvestor.com

Mobile: (+44) 7729 118643

The information provided in this communication is not intended for retail clients. It is general in nature only and does not constitute advice or an offer to sell, or the solicitation of an offer to purchase any swap or other financial instruments, nor constitute any recommendation on our part. The information has been prepared without considering your investment objectives, financial situation, or knowledge and experience. This material is not a research report and is not intended as such. FIS is not responsible for any trading decisions taken based on this communication. Trading swaps and over-the-counter derivatives, exchange-traded derivatives, and options involve substantial risk and are not suitable for all investors. You are advised to perform an independent investigation to determine whether a transaction is suitable for you. No part of this material may be copied or duplicated in any form by any means or redistributed without our prior written consent. Freight Investor Services Ltd (FIS) is authorised and regulated by the Financial Conduct Authority (FRN: 211452) and is a member of the National Futures Association ("NFA"). Freight Investor Services PTE Ltd ('FIS PTE') is a private limited company, incorporated and registered in Singapore with company number 200603922G, and has subsidiary offices in India and Shanghai. Freight Investor Solutions DMCC ('FIS DMCC') is a private limited company, incorporated and registered in Dubai with company number DMCC1225. Further information about FIS including the location of its offices can be found on our website at freightinvestorservices.com