



# Fuel Oil Daily Evening Report

London +44 20 7090 1134 - info@freightinvestor.com | Singapore +65 6535 5189 - info@freightinvestor.asia | Shanghai +86 21 63012568

13 June 2022

## Oil and Energy Market News

Brent crude oil front month futures ended the day down, printing \$120.68 at 1630BST. Highs in the day reached \$121.94 and lows touched \$118.93.

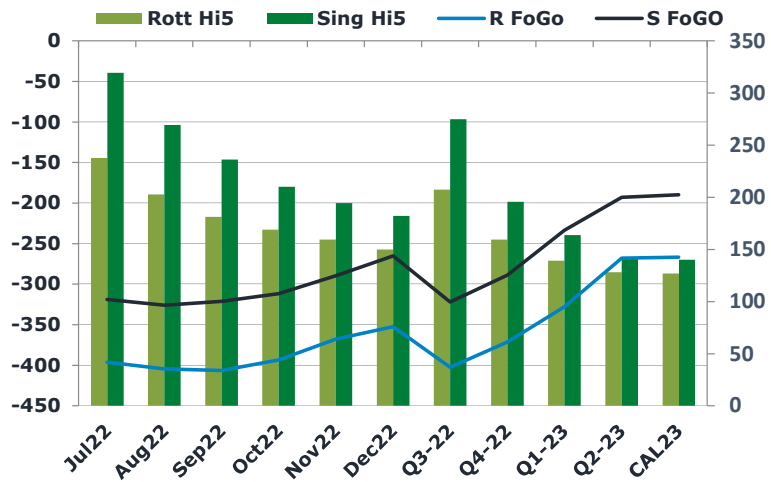
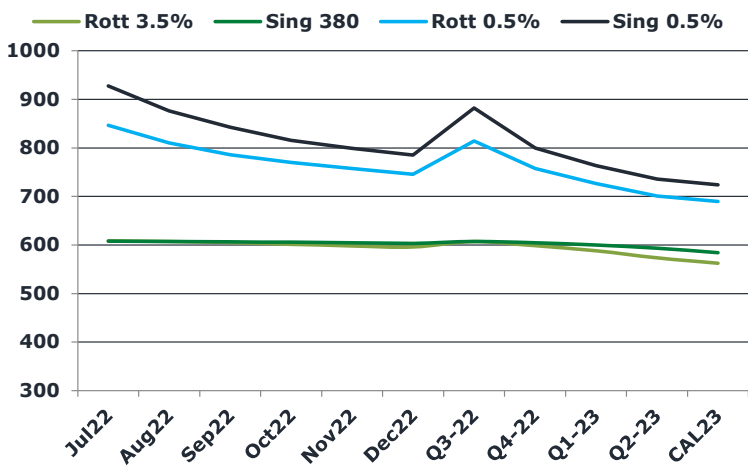
RUSSIA REPLACED SAUDI ARABIA TO BECOME INDIA'S SECOND BIGGEST OIL SUPPLIER -TRADE SOURCES

Oil extends losses as potential further monetary tightening to combat surging US inflation sends wider markets tumbling

## Brent

120.68

	Barges 3.5 %	Sing 380cst	Rott 0.5%	Sing 0.5%	Sing Hi5
Jul22	608.25	608.00	846.10	927.35	319
Aug22	607.25	607.00	810.10	876.35	269
Sep22	604.75	606.25	786.10	842.60	236
Oct22	601.25	605.50	770.10	815.60	210
Nov22	598.00	604.50	757.35	799.10	195
Dec22	595.50	603.25	745.60	785.35	182
Q3-22	606.75	607.10	814.10	882.10	275
Q4-22	598.25	604.42	757.68	800.02	196
Q1-23	587.83	599.83	726.93	763.68	164
Q2-23	573.17	593.17	701.18	735.68	143
CAL23	562.46	583.88	689.33	723.98	140



## Fuel Oil Market News

The Barges crack opened at -22.24 this morning and ended the day printing -21.65. The Cal 23 crack was valued at -10.00.

The Singapore 0.5% crack ended the day trading at 28.60, with the Rott 0.5% crack printing 15.80 on both front months, respectively.

	Rott GOFO	Sing GOFO	R FoGo	S FoGo	Rott Hi5
Jul22	633.94	638.19	-396.00	-318.75	238
Aug22	607.21	595.23	-404.25	-326.00	203
Sep22	587.81	557.24	-406.50	-321.00	181
Oct22	562.31	521.86	-393.50	-311.75	169
Nov22	527.08	484.12	-367.75	-289.50	159
Dec22	502.42	447.00	-352.25	-265.00	150
Q3-22	609.65	596.82	-402.25	-321.75	207
Q4-22	530.61	484.33	-371.25	-288.75	159
Q1-23	467.02	397.25	-328.00	-233.50	139
Q2-23	395.95	335.33	-268.00	-192.75	128
CAL23	393.71	329.75	-266.75	-189.75	127

# FIS Fuel Oil Daily Evening Report

London +44 20 7090 1134 - info@freightinvestor.com | Singapore +65 6535 5189 - info@freightinvestor.asia | Shanghai +86 21 63012568

13 June 2022

## TIME SPREADS FUEL

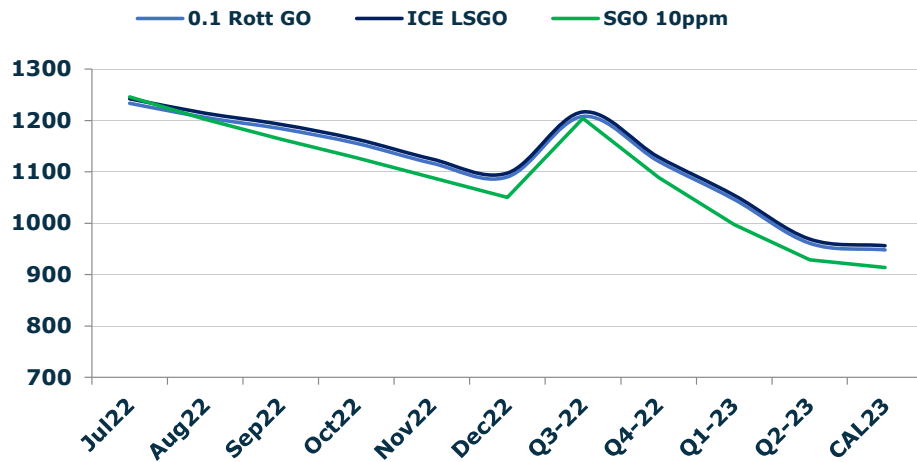
	Barges 3.5	S 380	Rott 0.5%	Sing 0.5%
Jul22/Aug22	1.00	1.00	36.00	51.00
Aug22/Sep22	2.50	0.75	24.00	33.75
Sep22/Oct22	3.50	0.75	16.00	27.00
Oct22/Nov22	3.25	1.00	12.75	16.50
Nov22/Dec22	2.50	1.25	11.75	13.75
Q3-22/Q4-22	8.50	2.68	56.42	82.08
Q4-22/Q1-23	10.42	4.58	30.75	36.33
Q1-23/Q2-23	14.67	6.67	25.75	28.00
CAL23/CAL24	55.00	44.50	63.9	59.60

## GASOIL CURVES

	Rott 0.1	SGO 10ppm	ICE GO
Jul22	1233.7	1246.2	1242.2
Aug22	1206.0	1202.2	1214.5
Sep22	1184.1	1163.5	1192.6
Oct22	1155.6	1127.4	1163.6
Nov22	1117.1	1088.6	1125.1
Dec22	1089.9	1050.3	1097.9
Q3-22	1207.9	1203.9	1216.4
Q4-22	1120.9	1088.7	1128.9
Q1-23	1046.9	997.1	1054.9
Q2-23	961.1	928.5	969.1
CAL23	948.2	913.6	956.2

## EW SPREAD

	EW380	EW0.5%
Jul22	-0.25	81.25
Aug22	-0.25	66.25
Sep22	1.50	56.50
Oct22	4.25	45.50
Nov22	6.50	41.75
Dec22	7.75	39.75
Q3-22	0.35	68.00
Q4-22	6.17	42.33
Q1-23	12.00	36.75
Q2-23	20.00	34.50
CAL23	15.50	34.65



## Contact US:

**Luke Longhurst**

Email: lukel@freightinvestor.com

Mobile: (+44) 7966 968761

**Jessie Deng**

Email: jessied@freightinvestor.com

Mobile: (+86) 13524516743

**Ricky Forman**

Email: rickyf@freightinvestor.com

Mobile: (+44) 7868 708719

**Jarryd Smith**

Email: jarryds@freightinvestor.com

Mobile: (+65) 8798 4987

**Sam Twyford**

Email: samt@freightinvestor.com

Mobile: (+44) 7729 118643

The information provided in this communication is not intended for retail clients. It is general in nature only and does not constitute advice or an offer to sell, or the solicitation of an offer to purchase any swap or other financial instruments, nor constitute any recommendation on our part. The information has been prepared without considering your investment objectives, financial situation, or knowledge and experience. This material is not a research report and is not intended as such. FIS is not responsible for any trading decisions taken based on this communication. Trading swaps and over-the-counter derivatives, exchange-traded derivatives, and options involve substantial risk and are not suitable for all investors. You are advised to perform an independent investigation to determine whether a transaction is suitable for you. No part of this material may be copied or duplicated in any form by any means or redistributed without our prior written consent. Freight Investor Services Ltd (FIS) is authorised and regulated by the Financial Conduct Authority (FRN: 211452) and is a member of the National Futures Association ("NFA"). Freight Investor Services PTE Ltd ('FIS PTE') is a private limited company, incorporated and registered in Singapore with company number 200603922G, and has subsidiary offices in India and Shanghai. Freight Investor Solutions DMCC ('FIS DMCC') is a private limited company, incorporated and registered in Dubai with company number DMCC1225. Further information about FIS including the location of its offices can be found on our website at freightinvestorservices.com