



Fuel Oil Daily Evening Report

London +44 20 7090 1134 - info@freightinvestor.com | Singapore +65 6535 5189 - info@freightinvestor.asia | Shanghai +86 21 63012568

14 June 2022

Oil and Energy Market News

Brent crude oil front month futures ended the day up, printing \$124.58 at 1630BST. Highs in the day reached \$125.19 and lows touched \$121.63.

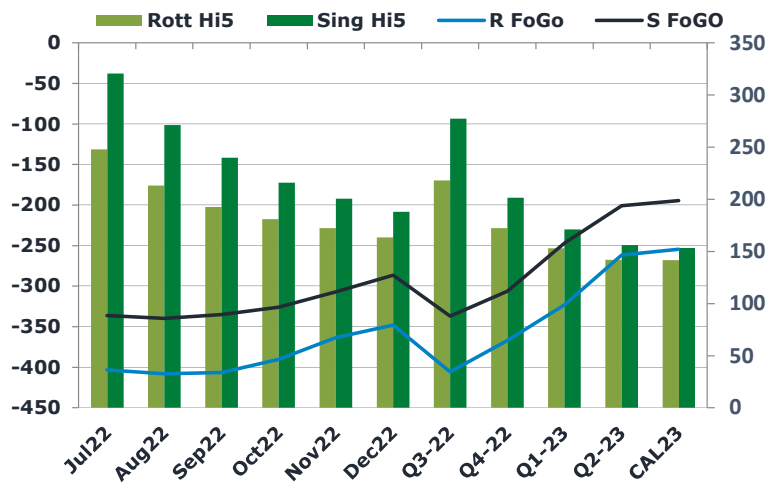
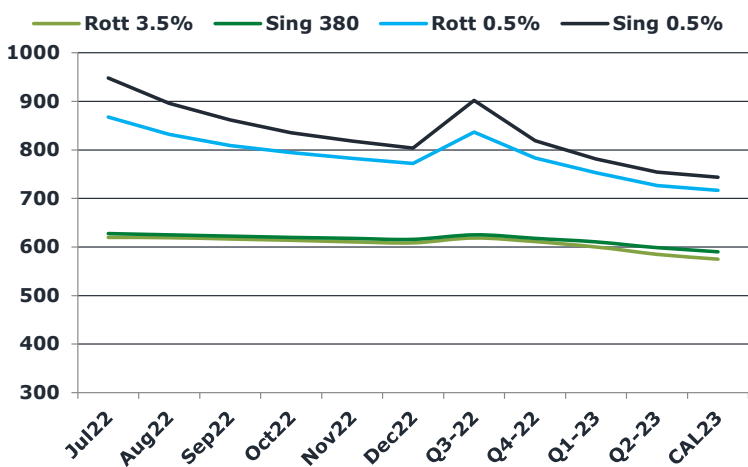
Not only did OPEC not lift its production as agreed for the month of May, its production actually decreased, according to OPEC's latest Monthly Oil Market Report released on Tuesday.

<https://momr.opec.org/pdf-download/>

Brent

124.58

	Barges 3.5 %	Sing 380cst	Rott 0.5%	Sing 0.5%	Sing Hi5
Jul22	619.75	627.50	867.75	948.05	321
Aug22	619.00	624.75	832.25	896.05	271
Sep22	616.50	622.25	809.25	862.05	240
Oct22	613.50	619.75	794.50	835.55	216
Nov22	610.50	617.75	782.75	818.30	201
Dec22	608.50	615.50	772.00	803.55	188
Q3-22	618.40	624.85	836.40	902.05	277
Q4-22	610.83	617.67	783.08	819.13	201
Q1-23	599.92	610.17	753.08	781.30	171
Q2-23	584.92	598.42	726.83	754.38	156
CAL23	574.92	590.17	716.69	743.53	153



Fuel Oil Market News

The Barges crack opened at -22.00 this morning and ended the day printing -23.30. The Cal 23 crack was valued at -10.00.

The Singapore 0.5% crack ended the day trading at 28.40, with the Rott 0.5% crack printing 15.75 on both front months, respectively.

	Rott GOFO	Sing GOFO	R FoGo	S FoGo	Rott Hi5
Jul22	651.35	656.60	-403.25	-336.00	248
Aug22	621.13	611.30	-408.00	-340.00	213
Sep22	599.09	574.69	-406.25	-335.00	193
Oct22	571.20	541.58	-390.25	-325.75	181
Nov22	535.38	507.22	-363.25	-306.75	172
Dec22	511.40	474.23	-348.00	-286.25	164
Q3-22	623.85	614.09	-405.75	-337.00	218
Q4-22	539.33	507.68	-367.00	-306.25	172
Q1-23	476.51	417.95	-323.25	-246.75	153
Q2-23	403.50	356.59	-261.50	-200.75	142
CAL23	396.46	347.83	-254.75	-194.50	142

FIS Fuel Oil Daily Evening Report

London +44 20 7090 1134 - info@freightinvestor.com | Singapore +65 6535 5189 - info@freightinvestor.asia | Shanghai +86 21 63012568

14 June 2022

TIME SPREADS FUEL

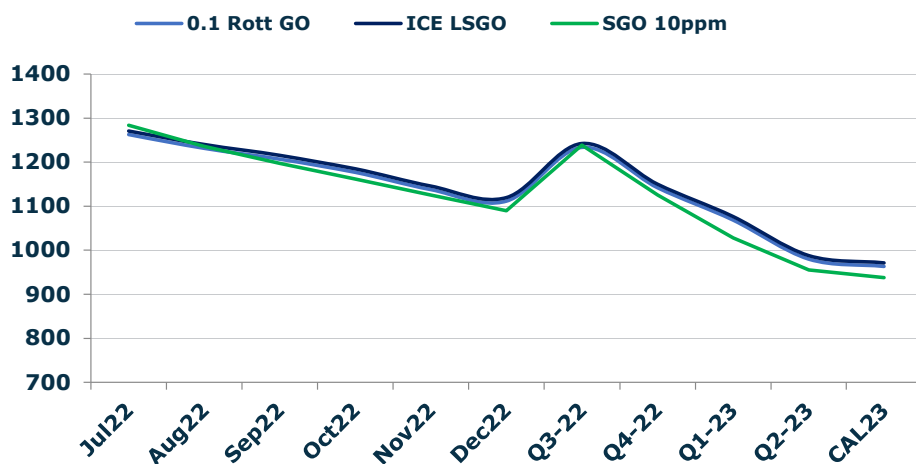
	Barges 3.5	S 380	Rott 0.5%	Sing 0.5%
Jul22/Aug22	-0.25	2.75	35.50	52.00
Aug22/Sep22	0.75	2.50	23.00	34.00
Sep22/Oct22	2.50	2.50	14.75	26.50
Oct22/Nov22	3.00	2.00	11.75	17.25
Nov22/Dec22	3.00	2.25	10.75	14.75
Q3-22/Q4-22	7.57	7.18	53.32	82.92
Q4-22/Q1-23	10.92	7.50	30.00	37.83
Q1-23/Q2-23	15.00	11.75	26.25	26.92
CAL23/CAL24	55.00	44.50	78.8	57.86

GASOIL CURVES

	Rott 0.1	SGO 10ppm	ICE GO
Jul22	1262.6	1284.1	1271.1
Aug22	1231.6	1236.0	1240.1
Sep22	1207.1	1196.9	1215.6
Oct22	1176.7	1161.3	1184.7
Nov22	1137.9	1125.0	1145.9
Dec22	1111.9	1089.7	1119.9
Q3-22	1233.8	1238.9	1242.3
Q4-22	1142.2	1125.3	1150.2
Q1-23	1068.4	1028.1	1076.4
Q2-23	980.4	955.0	988.4
CAL23	963.4	938.0	971.4

EW SPREAD

	EW380	EW0.5%
Jul22	7.75	80.30
Aug22	5.75	63.80
Sep22	5.75	52.80
Oct22	6.25	41.05
Nov22	7.25	35.55
Dec22	7.00	31.55
Q3-22	6.45	65.65
Q4-22	6.83	36.05
Q1-23	10.25	28.22
Q2-23	13.50	27.55
CAL23	15.50	26.84



Contact US:

Luke Longhurst

Email: lukel@freightinvestor.com

Mobile: (+44) 7966 968761

Jessie Deng

Email: jessied@freightinvestor.com

Mobile: (+86) 13524516743

Ricky Forman

Email: rickyf@freightinvestor.com

Mobile: (+44) 7868 708719

Jarryd Smith

Email: jarryds@freightinvestor.com

Mobile: (+65) 8798 4987

Sam Twyford

Email: samt@freightinvestor.com

Mobile: (+44) 7729 118643

The information provided in this communication is not intended for retail clients. It is general in nature only and does not constitute advice or an offer to sell, or the solicitation of an offer to purchase any swap or other financial instruments, nor constitute any recommendation on our part. The information has been prepared without considering your investment objectives, financial situation, or knowledge and experience. This material is not a research report and is not intended as such. FIS is not responsible for any trading decisions taken based on this communication. Trading swaps and over-the-counter derivatives, exchange-traded derivatives, and options involve substantial risk and are not suitable for all investors. You are advised to perform an independent investigation to determine whether a transaction is suitable for you. No part of this material may be copied or duplicated in any form by any means or redistributed without our prior written consent. Freight Investor Services Ltd (FIS) is authorised and regulated by the Financial Conduct Authority (FRN: 211452) and is a member of the National Futures Association ("NFA"). Freight Investor Services PTE Ltd ('FIS PTE') is a private limited company, incorporated and registered in Singapore with company number 200603922G, and has subsidiary offices in India and Shanghai. Freight Investor Solutions DMCC ('FIS DMCC') is a private limited company, incorporated and registered in Dubai with company number DMCC1225. Further information about FIS including the location of its offices can be found on our website at freightinvestorservices.com