



# Fuel Oil Daily Evening Report

London +44 20 7090 1134 - info@freightinvestor.com | Singapore +65 6535 5189 - info@freightinvestor.asia | Shanghai +86 21 63012568

15 June 2022

## Oil and Energy Market News

Brent crude oil front month futures ended the day down, printing \$120.46 at 1630BST. Highs in the day reached \$121.88 and lows touched \$119.26.

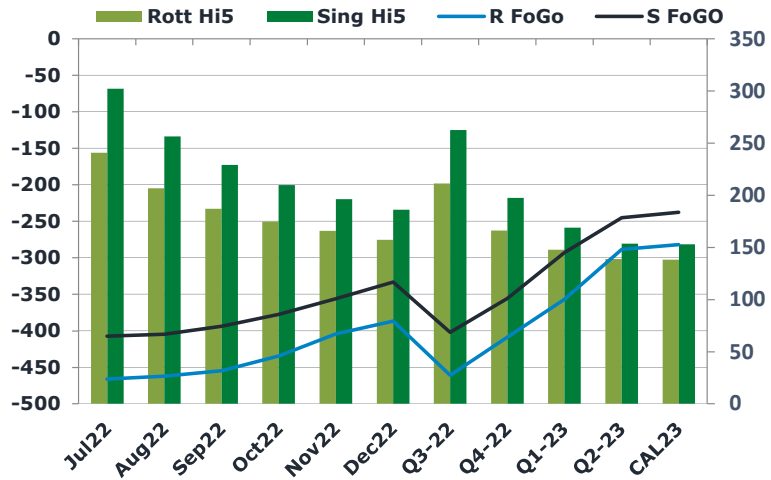
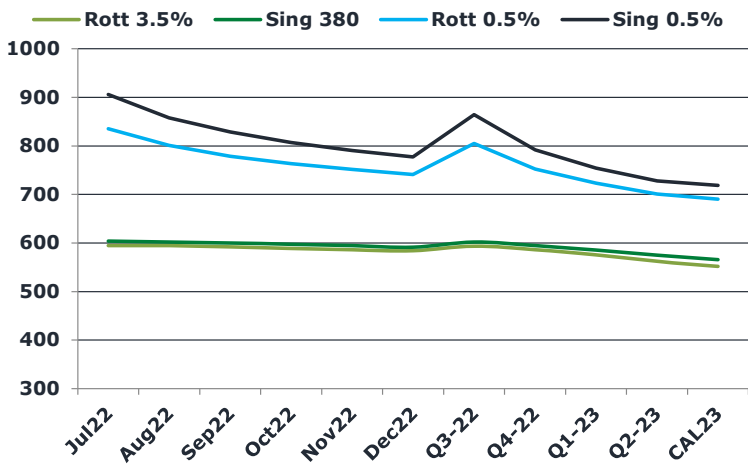
### EIA data, week ending 6/10

Crude oil: +2.0M  
 Domestic prod: 12.0MMbpd  
 SPR: -7.7M  
 Cushing: -0.8M  
 Gasoline: -0.7M  
 Impld mogas demand: 9.09  
 MbpDdistillates: +0.7M  
 Refiner utilz: 93.7%  
 Total exports: 9.77MbpD

## Brent

120.46

	Barges 3.5 %	Sing 380cst	Rott 0.5%	Sing 0.5%	Sing Hi5
Jul22	594.45	603.45	835.15	905.60	302
Aug22	594.20	601.70	800.90	858.10	256
Sep22	591.70	599.95	778.65	829.10	229
Oct22	588.70	597.20	763.65	807.10	210
Nov22	585.70	594.20	751.65	790.60	196
Dec22	583.70	591.20	741.15	777.35	186
Q3-22	593.45	601.70	804.90	864.25	263
Q4-22	586.03	594.20	752.15	791.68	197
Q1-23	575.62	585.45	723.48	754.35	169
Q2-23	561.87	574.53	700.65	728.18	154
CAL23	551.72	565.49	690.13	718.50	153



## Fuel Oil Market News

The Barges crack opened at -22.00 this morning and ended the day printing -23.40. The Cal 23 crack was valued at -10.00.

The Singapore 0.5% crack ended the day trading at 25.60, with the Rott 0.5% crack printing 14.50 on both front months, respectively.

	Rott GOFO	Sing GOFO	R FoGo	S FoGo	Rott Hi5
Jul22	706.84	709.34	-466.25	-407.25	241
Aug22	668.76	661.17	-462.00	-404.75	207
Sep22	641.37	622.69	-454.50	-393.50	187
Oct22	609.45	587.45	-434.50	-377.50	175
Nov22	570.26	552.08	-404.25	-355.75	166
Dec22	544.18	519.32	-386.75	-333.25	157
Q3-22	672.30	664.43	-460.75	-402.00	211
Q4-22	574.63	552.95	-408.50	-355.50	166
Q1-23	504.65	461.87	-356.75	-293.00	148
Q2-23	427.32	398.69	-288.50	-245.00	139
CAL23	420.46	390.83	-282.00	-237.75	138

# FIS Fuel Oil Daily Evening Report

London +44 20 7090 1134 - info@freightinvestor.com | Singapore +65 6535 5189 - info@freightinvestor.asia | Shanghai +86 21 63012568

15 June 2022

## TIME SPREADS FUEL

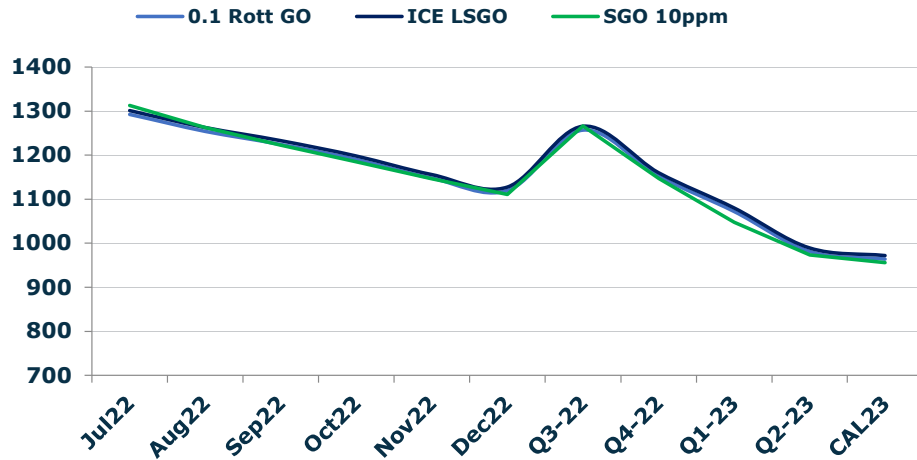
	Barges 3.5	S 380	Rott 0.5%	Sing 0.5%
Jul22/Aug22	-2.00	1.75	34.25	47.50
Aug22/Sep22	0.25	1.75	22.25	29.00
Sep22/Oct22	2.50	2.75	15.00	22.00
Oct22/Nov22	3.00	3.00	12.00	16.50
Nov22/Dec22	3.00	3.00	10.50	13.25
Q3-22/Q4-22	7.42	7.50	52.75	72.57
Q4-22/Q1-23	10.42	8.75	28.67	37.33
Q1-23/Q2-23	13.75	10.92	22.83	26.17
CAL23/CAL24	55.00	44.50	75.4	57.50

## GASOIL CURVES

	Rott 0.1	SGO 10ppm	ICE GO
Jul22	1292.8	1312.8	1301.3
Aug22	1254.5	1262.9	1263.0
Sep22	1224.6	1222.6	1233.1
Oct22	1190.1	1184.6	1198.1
Nov22	1148.0	1146.3	1156.0
Dec22	1119.9	1110.5	1127.9
Q3-22	1257.3	1266.1	1265.8
Q4-22	1152.7	1147.2	1160.7
Q1-23	1072.3	1047.3	1080.3
Q2-23	981.2	973.2	989.2
CAL23	964.2	956.3	972.2

## EW SPREAD

	EW380	EW0.5%
Jul22	9.00	70.45
Aug22	7.50	57.20
Sep22	8.25	50.45
Oct22	8.50	43.45
Nov22	8.50	38.95
Dec22	7.50	36.20
Q3-22	8.25	59.35
Q4-22	8.17	39.53
Q1-23	9.83	30.87
Q2-23	12.67	27.53
CAL23	4.25	28.37



## Contact US:

**Luke Longhurst**

Email: lukel@freightinvestor.com

Mobile: (+44) 7966 968761

**Jessie Deng**

Email: jessied@freightinvestor.com

Mobile: (+86) 13524516743

**Ricky Forman**

Email: rickyf@freightinvestor.com

Mobile: (+44) 7868 708719

**Jarryd Smith**

Email: jarryds@freightinvestor.com

Mobile: (+65) 8798 4987

**Sam Twyford**

Email: samt@freightinvestor.com

Mobile: (+44) 7729 118643

The information provided in this communication is not intended for retail clients. It is general in nature only and does not constitute advice or an offer to sell, or the solicitation of an offer to purchase any swap or other financial instruments, nor constitute any recommendation on our part. The information has been prepared without considering your investment objectives, financial situation, or knowledge and experience. This material is not a research report and is not intended as such. FIS is not responsible for any trading decisions taken based on this communication. Trading swaps and over-the-counter derivatives, exchange-traded derivatives, and options involve substantial risk and are not suitable for all investors. You are advised to perform an independent investigation to determine whether a transaction is suitable for you. No part of this material may be copied or duplicated in any form by any means or redistributed without our prior written consent. Freight Investor Services Ltd (FIS) is authorised and regulated by the Financial Conduct Authority (FRN: 211452) and is a member of the National Futures Association ("NFA"). Freight Investor Services PTE Ltd ('FIS PTE') is a private limited company, incorporated and registered in Singapore with company number 200603922G, and has subsidiary offices in India and Shanghai. Freight Investor Solutions DMCC ('FIS DMCC') is a private limited company, incorporated and registered in Dubai with company number DMCC1225. Further information about FIS including the location of its offices can be found on our website at freightinvestorservices.com