



Fuel Oil Daily Evening Report

London +44 20 7090 1134 - info@freightinvestor.com | Singapore +65 6535 5189 - info@freightinvestor.asia | Shanghai +86 21 63012568

16 June 2022

Oil and Energy Market News

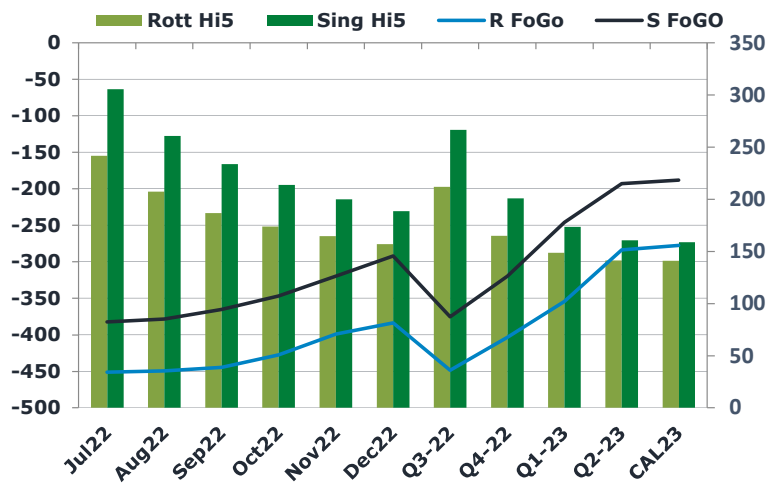
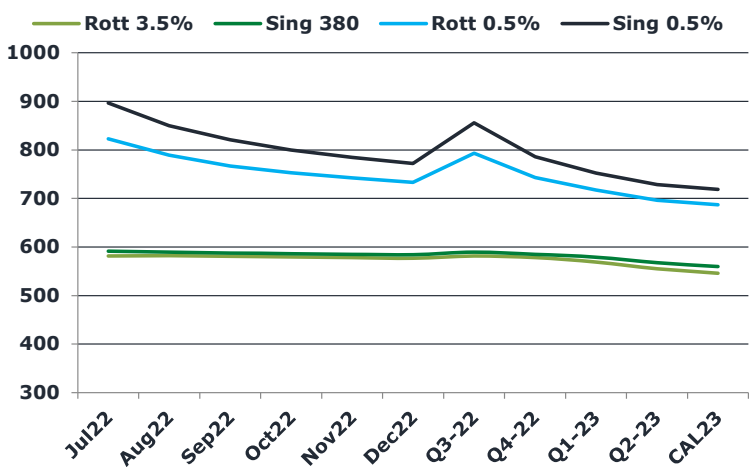
Brent crude oil front month futures ended the day down, printing \$117.73 at 1630BST. Highs in the day reached \$120.05 and lows touched \$115.56.

RUSSIA'S NOVAK SAYS OPEC+ ROLE ON THE RISE DUE TO UNCERTAINTIES WITH DEMAND AND SUPPLY IN CHINA, IRAN, LIBYA, VENEZUELA - RBC

Brent

117.73

	Barges 3.5 %	Sing 380cst	Rott 0.5%	Sing 0.5%	Sing Hi5
Jul22	581.00	591.00	822.65	896.60	306
Aug22	581.75	589.25	789.15	850.10	261
Sep22	580.50	587.50	767.15	821.10	234
Oct22	579.25	586.00	753.15	799.85	214
Nov22	578.00	584.75	742.65	784.85	200
Dec22	576.50	583.75	733.40	772.35	189
Q3-22	581.10	589.25	793.00	855.95	267
Q4-22	577.92	584.83	743.07	785.68	201
Q1-23	568.67	578.75	717.40	752.27	174
Q2-23	555.17	567.50	696.40	728.27	161
CAL23	545.92	559.52	687.03	718.39	159



Fuel Oil Market News

The Barges crack opened at -22.30 this morning and ended the day printing -23.40. The Cal 23 crack was valued at -10.00.

The Singapore 0.5% crack ended the day trading at 26.40, with the Rott 0.5% crack printing 14.75 on both front months, respectively.

	Rott GOFO	Sing GOFO	R FoGo	S FoGO	Rott Hi5
Jul22	693.13	688.13	-451.50	-382.50	242
Aug22	656.75	639.22	-449.25	-378.25	207
Sep22	631.07	598.51	-444.50	-365.00	187
Oct22	601.08	560.60	-427.25	-346.75	174
Nov22	563.75	519.83	-399.00	-319.75	165
Dec22	540.43	480.67	-383.50	-292.00	157
Q3-22	660.30	641.86	-448.50	-375.25	212
Q4-22	568.42	520.36	-403.25	-319.50	165
Q1-23	502.62	419.14	-354.00	-245.75	149
Q2-23	425.04	353.73	-283.75	-193.00	141
CAL23	418.62	347.22	-277.50	-188.25	141

16 June 2022

TIME SPREADS FUEL

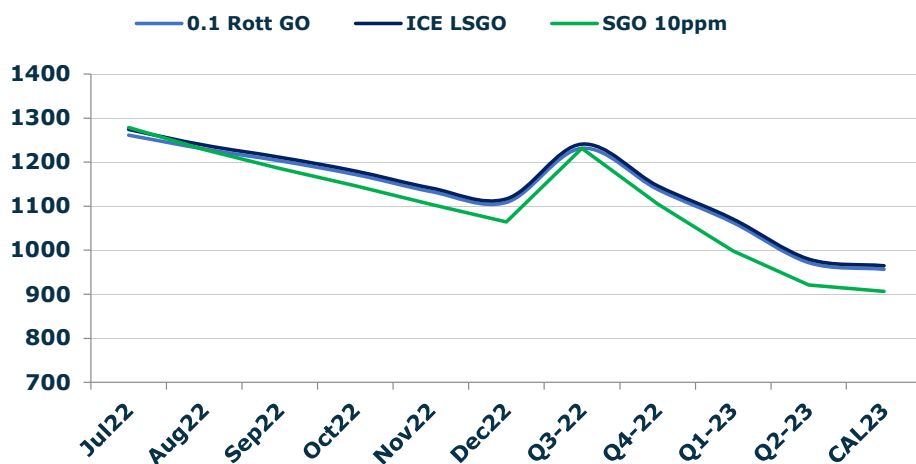
	Barges 3.5	S 380	Rott 0.5%	Sing 0.5%
Jul22/Aug22	-3.00	1.75	33.50	46.50
Aug22/Sep22	-0.75	1.75	22.00	29.00
Sep22/Oct22	1.25	1.50	14.00	21.25
Oct22/Nov22	1.25	1.25	10.50	15.00
Nov22/Dec22	1.25	1.00	9.25	12.50
Q3-22/Q4-22	3.18	4.42	49.93	70.27
Q4-22/Q1-23	9.25	6.08	25.67	33.42
Q1-23/Q2-23	13.50	11.25	21.00	24.00
CAL23/CAL24	55.00	44.50	78.1	63.37

GASOIL CURVES

	Rott 0.1	SGO 10ppm	ICE GO
Jul22	1261.6	1279.1	1274.1
Aug22	1230.0	1228.5	1238.5
Sep22	1203.1	1186.0	1211.6
Oct22	1172.3	1146.6	1180.3
Nov22	1133.8	1104.6	1141.8
Dec22	1108.9	1064.4	1116.9
Q3-22	1231.6	1231.1	1241.4
Q4-22	1138.3	1105.2	1146.3
Q1-23	1063.3	997.9	1071.3
Q2-23	972.2	921.2	980.2
CAL23	956.5	906.7	964.5

EW SPREAD

	EW380	EW0.5%
Jul22	10.00	73.95
Aug22	7.50	60.95
Sep22	7.00	53.95
Oct22	6.75	46.70
Nov22	6.75	42.20
Dec22	7.25	38.95
Q3-22	8.15	62.95
Q4-22	6.92	42.62
Q1-23	10.08	34.87
Q2-23	12.33	31.87
CAL23	4.25	31.37



Contact US:

Luke Longhurst

Email: lukel@freightinvestor.com

Mobile: (+44) 7966 968761

Jessie Deng

Email: jessied@freightinvestor.com

Mobile: (+86) 13524516743

Ricky Forman

Email: rickyf@freightinvestor.com

Mobile: (+44) 7868 708719

Jarryd Smith

Email: jarryds@freightinvestor.com

Mobile: (+65) 8798 4987

Sam Twyford

Email: samt@freightinvestor.com

Mobile: (+44) 7729 118643

The information provided in this communication is not intended for retail clients. It is general in nature only and does not constitute advice or an offer to sell, or the solicitation of an offer to purchase any swap or other financial instruments, nor constitute any recommendation on our part. The information has been prepared without considering your investment objectives, financial situation, or knowledge and experience. This material is not a research report and is not intended as such. FIS is not responsible for any trading decisions taken based on this communication. Trading swaps and over-the-counter derivatives, exchange-traded derivatives, and options involve substantial risk and are not suitable for all investors. You are advised to perform an independent investigation to determine whether a transaction is suitable for you. No part of this material may be copied or duplicated in any form by any means or redistributed without our prior written consent. Freight Investor Services Ltd (FIS) is authorised and regulated by the Financial Conduct Authority (FRN: 211452) and is a member of the National Futures Association ("NFA"). Freight Investor Services PTE Ltd ('FIS PTE') is a private limited company, incorporated and registered in Singapore with company number 200603922G, and has subsidiary offices in India and Shanghai. Freight Investor Solutions DMCC ('FIS DMCC') is a private limited company, incorporated and registered in Dubai with company number DMCC1225. Further information about FIS including the location of its offices can be found on our website at freightinvestorservices.com