



Fuel Oil Daily Evening Report

London +44 20 7090 1134 - info@freightinvestor.com | Singapore +65 6535 5189 - info@freightinvestor.asia | Shanghai +86 21 63012568

17 June 2022

Oil and Energy Market News

Brent crude oil front month futures ended the day down, printing \$114.13 at 1630BST. Highs in the day reached \$121.25 and lows touched \$113.32.

PUTIN: WE WILL EXPAND COOPERATION WITH THOSE WHO WANT IT.

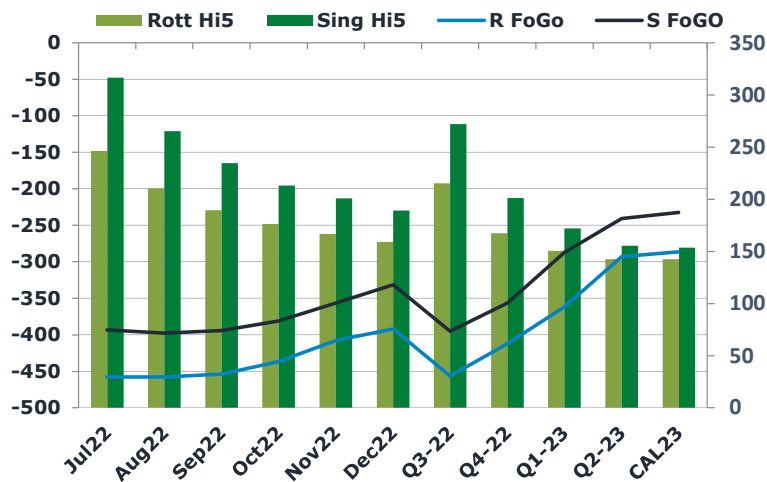
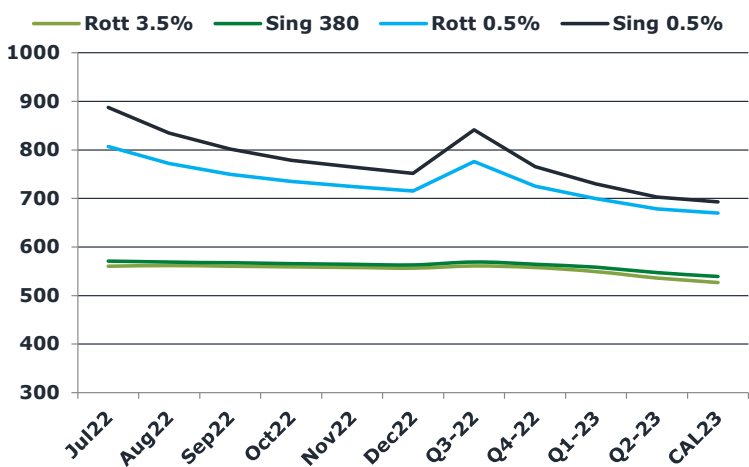
PUTIN: WE WILL DEAL WITH WESTERN COMPANIES TOO.

PUTIN: I HOPE GAS FLOWS WILL RISE VIA NEW ROUTES SOON.

Brent

114.13

	Barges 3.5 %	Sing 380cst	Rott 0.5%	Sing 0.5%	Sing Hi5
Jul22	560.45	570.95	806.80	887.45	317
Aug22	561.45	568.95	771.80	834.45	266
Sep22	560.20	567.20	749.80	801.95	235
Oct22	558.95	565.70	735.30	778.95	213
Nov22	557.70	563.95	724.55	764.95	201
Dec22	556.20	562.70	715.30	751.95	189
Q3-22	560.70	569.05	776.15	841.30	272
Q4-22	557.62	564.12	725.05	765.28	201
Q1-23	549.03	558.03	699.55	729.95	172
Q2-23	536.03	547.12	678.63	702.62	156
CAL23	526.85	539.30	669.40	692.95	154



Fuel Oil Market News

The Barges crack opened at -22.30 this morning and ended the day printing -23.00. The Cal 23 crack was valued at -10.00.

The Singapore 0.5% crack ended the day trading at 28.5, with the Rott 0.5% crack printing 15.80 on both front months, respectively.

	Rott GOFO	Sing GOFO	R FoGo	S FoGo	Rott Hi5
Jul22	704.10	709.60	-457.75	-393.00	246
Aug22	668.43	663.17	-458.00	-397.75	210
Sep22	643.08	628.79	-453.50	-394.00	190
Oct22	612.75	594.16	-436.50	-381.00	176
Nov22	574.47	557.54	-407.50	-356.50	167
Dec22	550.73	520.42	-391.75	-331.25	159
Q3-22	671.85	667.28	-456.50	-395.00	215
Q4-22	579.31	557.37	-412.00	-356.25	167
Q1-23	512.21	459.08	-361.75	-287.25	151
Q2-23	435.60	395.97	-293.00	-240.50	143
CAL23	428.85	386.25	-286.25	-232.50	143

FIS Fuel Oil Daily Evening Report

London +44 20 7090 1134 - info@freightinvestor.com | Singapore +65 6535 5189 - info@freightinvestor.asia | Shanghai +86 21 63012568

17 June 2022

TIME SPREADS FUEL

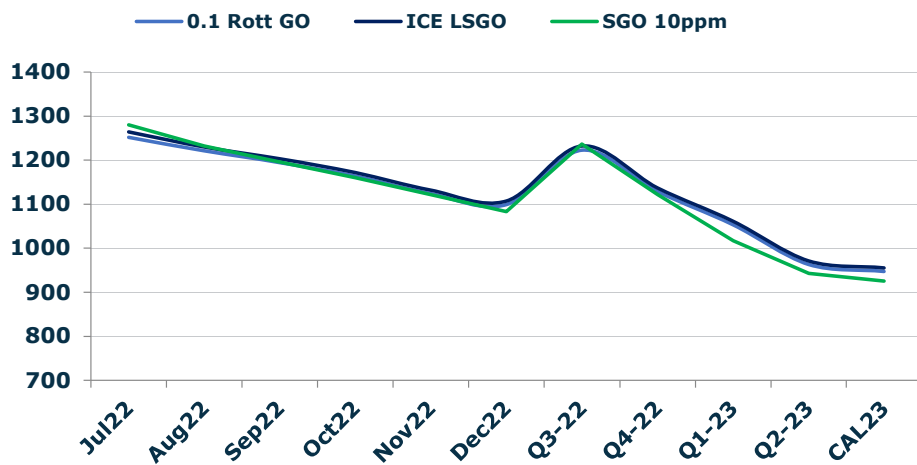
	Barges 3.5	S 380	Rott 0.5%	Sing 0.5%
Jul22/Aug22	-3.00	2.00	35.00	53.00
Aug22/Sep22	-1.00	1.75	22.00	32.50
Sep22/Oct22	1.25	1.50	14.50	23.00
Oct22/Nov22	1.25	1.75	10.75	14.00
Nov22/Dec22	1.25	1.25	9.25	13.00
Q3-22/Q4-22	3.08	4.93	51.10	76.02
Q4-22/Q1-23	8.58	6.08	25.50	35.33
Q1-23/Q2-23	13.00	10.92	20.92	27.33
CAL23/CAL24	55.00	44.50	79.6	58.15

GASOIL CURVES

	Rott 0.1	SGO 10ppm	ICE GO
Jul22	1252.0	1280.5	1264.5
Aug22	1221.4	1232.1	1229.9
Sep22	1194.8	1196.0	1203.3
Oct22	1163.7	1159.9	1171.7
Nov22	1124.2	1121.5	1132.2
Dec22	1098.9	1083.1	1106.9
Q3-22	1222.8	1236.3	1232.6
Q4-22	1128.9	1121.5	1136.9
Q1-23	1053.2	1017.1	1061.2
Q2-23	963.6	943.1	971.6
CAL23	947.7	925.6	955.7

EW SPREAD

	EW380	EW0.5%
Jul22	10.50	80.65
Aug22	7.50	62.65
Sep22	7.00	52.15
Oct22	6.75	43.65
Nov22	6.25	40.40
Dec22	6.50	36.65
Q3-22	8.35	65.15
Q4-22	6.50	40.23
Q1-23	9.00	30.40
Q2-23	11.08	23.98
CAL23	4.25	23.55



Contact US:

Luke Longhurst

Email: lukel@freightinvestor.com

Mobile: (+44) 7966 968761

Jessie Deng

Email: jessied@freightinvestor.com

Mobile: (+86) 13524516743

Ricky Forman

Email: rickyf@freightinvestor.com

Mobile: (+44) 7868 708719

Jarryd Smith

Email: jarryds@freightinvestor.com

Mobile: (+65) 8798 4987

Sam Twyford

Email: samt@freightinvestor.com

Mobile: (+44) 7729 118643

The information provided in this communication is not intended for retail clients. It is general in nature only and does not constitute advice or an offer to sell, or the solicitation of an offer to purchase any swap or other financial instruments, nor constitute any recommendation on our part. The information has been prepared without considering your investment objectives, financial situation, or knowledge and experience. This material is not a research report and is not intended as such. FIS is not responsible for any trading decisions taken based on this communication. Trading swaps and over-the-counter derivatives, exchange-traded derivatives, and options involve substantial risk and are not suitable for all investors. You are advised to perform an independent investigation to determine whether a transaction is suitable for you. No part of this material may be copied or duplicated in any form by any means or redistributed without our prior written consent. Freight Investor Services Ltd (FIS) is authorised and regulated by the Financial Conduct Authority (FRN: 211452) and is a member of the National Futures Association ("NFA"). Freight Investor Services PTE Ltd ('FIS PTE') is a private limited company, incorporated and registered in Singapore with company number 200603922G, and has subsidiary offices in India and Shanghai. Freight Investor Solutions DMCC ('FIS DMCC') is a private limited company, incorporated and registered in Dubai with company number DMCC1225. Further information about FIS including the location of its offices can be found on our website at freightinvestorservices.com