

FIS Fuel Oil Daily Evening Report

London +44 20 7090 1134 - info@freightinvestor.com | Singapore +65 6535 5189 - info@freightinvestor.asia | Shanghai +86 21 63012568

23 June 2022

Oil and Energy Market News

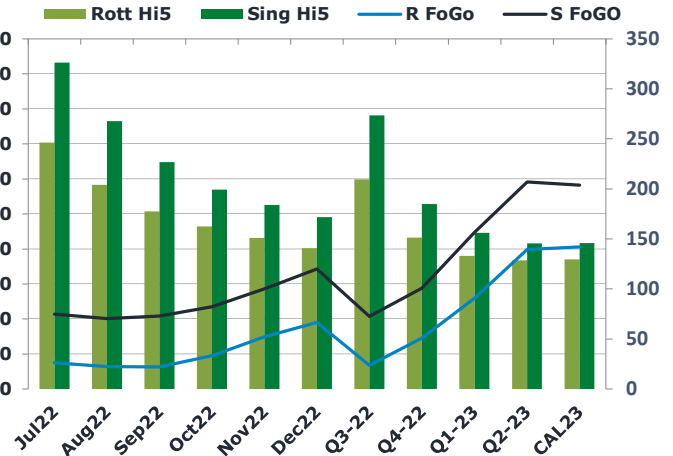
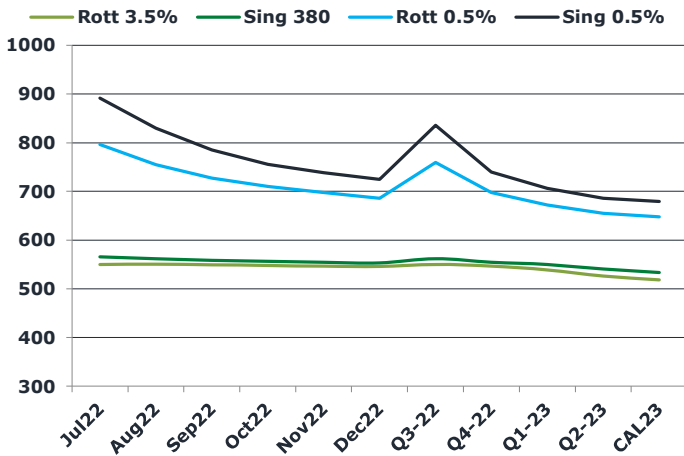
Brent crude oil front month futures ended the day down, printing \$111.02 at 1630BST. Highs in the day reached \$112.70 and lows touched \$108.04.

EIA statement on delayed data: The oil inventories data scheduled for 11:00 AM ET today is to be delayed indefinitely due to a system issue.

Brent

111.02

	Barges 3.5 %	Sing 380cst	Rott 0.5%	Sing 0.5%	Sing Hi5
Jul22	549.95	565.45	796.35	891.60	326
Aug22	550.70	561.70	754.85	829.35	268
Sep22	549.45	558.70	726.85	785.35	227
Oct22	547.95	556.20	710.35	755.35	199
Nov22	546.45	554.45	697.35	738.35	184
Dec22	545.70	553.20	686.35	724.85	172
Q3-22	550.05	561.95	759.35	835.45	274
Q4-22	546.70	554.62	698.02	739.52	185
Q1-23	538.95	549.87	672.02	706.02	156
Q2-23	526.12	540.62	654.68	686.18	146
CAL23	518.08	533.43	647.73	679.29	146



Fuel Oil Market News

The Barges crack opened at -21.5 this morning and ended the day printing -20.80. The Cal 23 crack was valued at -11.00.

The Singapore 0.5% crack ended the day trading at 33.00, with the Rott 0.5% crack printing 18.00 on both front months, respectively.

	Rott GOFO	Sing GOFO	R FoGo	S FoGo	Rott Hi5
Jul22	708.62	719.12	-462.25	-393.00	246
Aug22	672.18	667.00	-468.00	-399.25	204
Sep22	645.72	622.32	-468.25	-395.75	177
Oct22	614.57	581.61	-452.25	-382.50	162
Nov22	576.13	540.89	-425.25	-357.00	151
Dec22	545.81	500.42	-405.25	-328.75	141
Q3-22	675.50	669.54	-466.25	-396.00	209
Q4-22	578.84	540.98	-427.50	-356.00	151
Q1-23	503.36	432.36	-370.25	-276.25	133
Q2-23	429.24	349.98	-300.75	-204.50	129
CAL23	426.79	354.68	-297.25	-208.75	130

FIS Fuel Oil Daily Evening Report

London +44 20 7090 1134 - info@freightinvestor.com | Singapore +65 6535 5189 - info@freightinvestor.asia | Shanghai +86 21 63012568

23 June 2022

TIME SPREADS FUEL

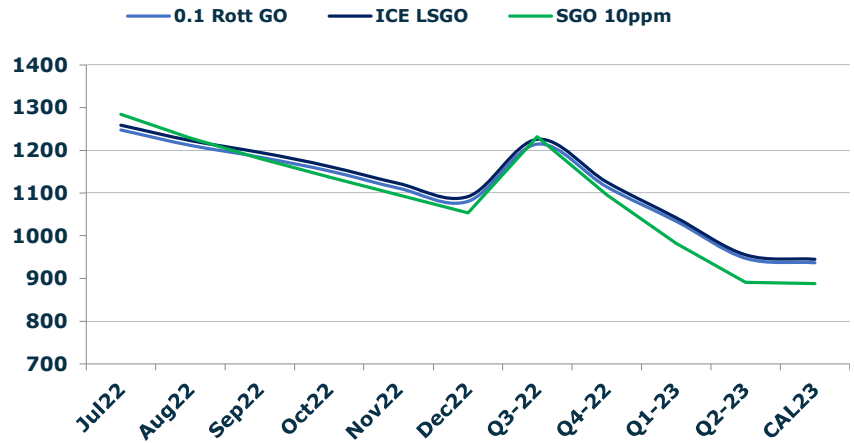
	Barges 3.5	S 380	Rott 0.5%	Sing 0.5%
Jul22/Aug22	-3.00	3.75	41.50	62.25
Aug22/Sep22	-0.75	3.00	28.00	44.00
Sep22/Oct22	1.25	2.50	16.50	30.00
Oct22/Nov22	1.50	1.75	13.00	17.00
Nov22/Dec22	1.50	1.25	11.00	13.50
Q3-22/Q4-22	3.35	7.33	61.33	95.93
Q4-22/Q1-23	7.75	4.75	26.00	33.50
Q1-23/Q2-23	12.83	9.25	17.33	19.83
CAL23/CAL24	47.50	42.00	59.2	47.86

GASOIL CURVES

	Rott 0.1	SGO 10ppm	ICE GO
Jul22	1247.6	1284.6	1258.6
Aug22	1211.9	1228.7	1222.9
Sep22	1184.2	1181.0	1195.2
Oct22	1151.5	1137.8	1162.5
Nov22	1111.6	1095.3	1122.6
Dec22	1080.5	1053.6	1091.5
Q3-22	1214.6	1231.5	1225.6
Q4-22	1114.5	1095.6	1125.5
Q1-23	1034.3	982.2	1042.3
Q2-23	947.4	890.6	955.4
CAL23	936.9	888.1	944.9

EW SPREAD

	EW380	EW0.5%
Jul22	15.50	95.25
Aug22	11.00	74.50
Sep22	9.25	58.50
Oct22	8.25	45.00
Nov22	8.00	41.00
Dec22	7.50	38.50
Q3-22	11.90	76.10
Q4-22	7.92	41.50
Q1-23	10.92	34.00
Q2-23	14.50	31.50
CAL23	5.00	31.56



Contact US:

Luke Longhurst

Email: lukel@freightinvestor.com

Mobile: (+44) 7966 968761

Jessie Deng

Email: jessied@freightinvestor.com

Mobile: (+86) 13524516743

Ricky Forman

Email: rickyf@freightinvestor.com

Mobile: (+44) 7868 708719

Jarryd Smith

Email: jarryds@freightinvestor.com

Mobile: (+65) 8798 4987

Sam Twyford

Email: samt@freightinvestor.com

Mobile: (+44) 7729 118643

The information provided in this communication is not intended for retail clients. It is general in nature only and does not constitute advice or an offer to sell, or the solicitation of an offer to purchase any swap or other financial instruments, nor constitute any recommendation on our part. The information has been prepared without considering your investment objectives, financial situation, or knowledge and experience. This material is not a research report and is not intended as such. FIS is not responsible for any trading decisions taken based on this communication. Trading swaps and over-the-counter derivatives, exchange-traded derivatives, and options involve substantial risk and are not suitable for all investors. You are advised to perform an independent investigation to determine whether a transaction is suitable for you. No part of this material may be copied or duplicated in any form by any means or redistributed without our prior written consent. Freight Investor Services Ltd (FIS) is authorised and regulated by the Financial Conduct Authority (FRN: 211452) and is a member of the National Futures Association ("NFA"). Freight Investor Services PTE Ltd ('FIS PTE') is a private limited company, incorporated and registered in Singapore with company number 200603922G, and has subsidiary offices in India and Shanghai. Freight Investor Solutions DMCC ('FIS DMCC') is a private limited company, incorporated and registered in Dubai with company number DMCC1225. Further information about FIS including the location of its offices can be found on our website at freightinvestorservices.com