

# FIS Fuel Oil Daily Evening Report

London +44 20 7090 1134 - info@freightinvestor.com | Singapore +65 6535 5189 - info@freightinvestor.asia | Shanghai +86 21 63012568

24 June 2022

## Oil and Energy Market News

Brent crude oil front month futures ended the day up, printing \$113.45 at 1630BST. Highs in the day reached \$114.00 and lows touched \$109.24.

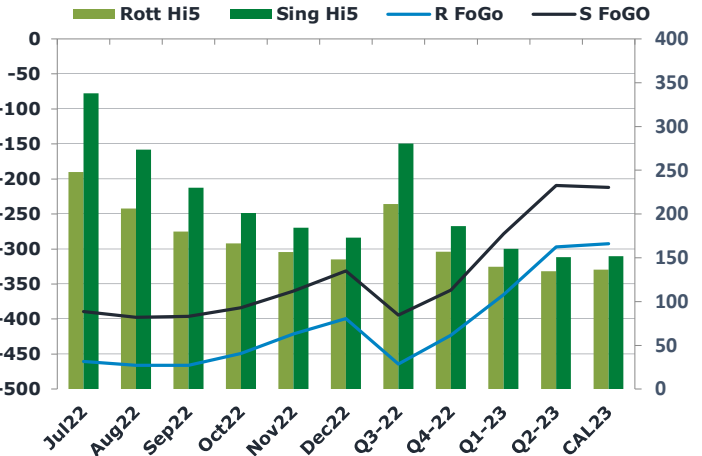
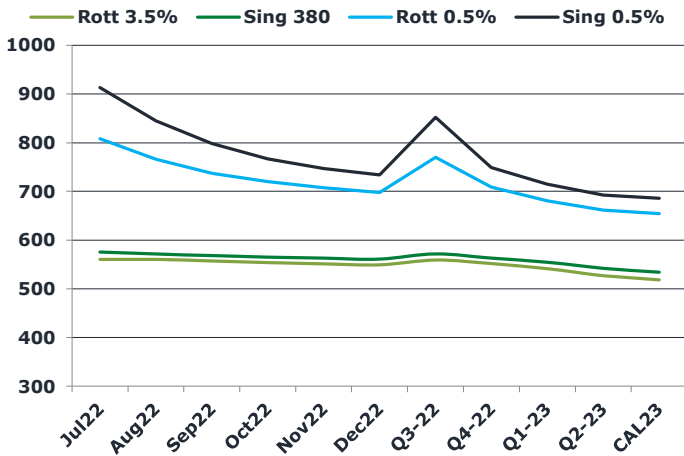
OPEC has brought forward its meeting next week to Wednesday 29th June.

OPEC+ still plans to meet on Thursday 30th June.

## Brent

113.45

	Barges 3.5 %	Sing 380cst	Rott 0.5%	Sing 0.5%	Sing Hi5
Jul22	560.10	575.35	808.05	913.15	338
Aug22	560.10	571.60	766.05	845.15	274
Sep22	557.10	568.10	737.05	798.15	230
Oct22	554.10	565.10	720.30	766.15	201
Nov22	551.35	562.85	707.80	747.15	184
Dec22	549.35	560.85	697.30	733.65	173
Q3-22	559.10	571.70	770.40	852.15	280
Q4-22	551.60	562.93	708.47	748.98	186
Q1-23	541.35	554.43	680.97	714.65	160
Q2-23	527.18	542.27	661.47	692.82	151
CAL23	518.37	534.16	654.63	685.88	152



## Fuel Oil Market News

The Barges crack opened at -20.80 this morning and ended the day printing -21.25. The Cal 23 crack was valued at -11.00.

The Singapore 0.5% crack ended the day trading at 34.20, with the Rott 0.5% crack printing 17.80 on both front months, respectively.

	Rott GOFO	Sing GOFO	R FoGo	S FoGo	Rott Hi5
Jul22	708.35	727.10	-460.50	-389.25	248
Aug22	671.90	671.25	-466.00	-397.75	206
Sep22	646.08	626.32	-466.25	-396.25	180
Oct22	615.45	585.37	-449.25	-384.25	166
Nov22	577.73	544.41	-421.25	-360.00	156
Dec22	547.51	503.94	-399.50	-331.25	148
Q3-22	675.45	675.06	-464.25	-394.50	211
Q4-22	580.23	544.57	-423.25	-358.50	157
Q1-23	505.19	438.34	-365.50	-278.25	140
Q2-23	431.55	360.12	-297.25	-209.50	134
CAL23	428.65	363.75	-292.50	-212.00	136

# FIS Fuel Oil Daily Evening Report

London +44 20 7090 1134 - info@freightinvestor.com | Singapore +65 6535 5189 - info@freightinvestor.asia | Shanghai +86 21 63012568

24 June 2022

## TIME SPREADS FUEL

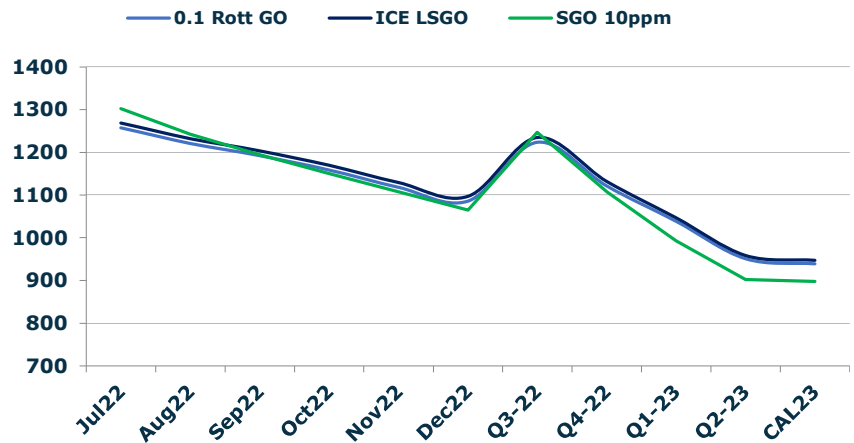
	Barges 3.5	S 380	Rott 0.5%	Sing 0.5%
Jul22/Aug22	-2.00	3.75	42.00	68.00
Aug22/Sep22	0.00	3.50	29.00	47.00
Sep22/Oct22	3.00	3.00	16.75	32.00
Oct22/Nov22	3.00	2.25	12.50	19.00
Nov22/Dec22	2.75	2.00	10.50	13.50
Q3-22/Q4-22	7.50	8.77	61.93	103.17
Q4-22/Q1-23	10.25	8.50	27.50	34.33
Q1-23/Q2-23	14.17	12.17	19.50	21.83
CAL23/CAL24	47.50	42.00	65.8	53.72

## GASOIL CURVES

	Rott 0.1	SGO 10ppm	ICE GO
Jul22	1257.4	1302.4	1268.4
Aug22	1221.0	1242.8	1232.0
Sep22	1192.2	1194.4	1203.2
Oct22	1158.5	1150.5	1169.5
Nov22	1118.1	1107.3	1129.1
Dec22	1085.9	1064.8	1096.9
Q3-22	1223.6	1246.8	1234.6
Q4-22	1120.8	1107.5	1131.8
Q1-23	1038.5	992.8	1046.5
Q2-23	950.7	902.4	958.7
CAL23	939.0	897.9	947.0

## EW SPREAD

	EW380	EW0.5%
Jul22	15.25	105.10
Aug22	11.50	79.10
Sep22	11.00	61.10
Oct22	11.00	45.85
Nov22	11.50	39.35
Dec22	11.50	36.35
Q3-22	12.60	81.75
Q4-22	11.33	40.52
Q1-23	13.08	33.68
Q2-23	15.08	31.35
CAL23	5.00	31.25



## Contact US:

**Luke Longhurst**

Email: lukel@freightinvestor.com

Mobile: (+44) 7966 968761

**Jessie Deng**

Email: jessied@freightinvestor.com

Mobile: (+86) 13524516743

**Ricky Forman**

Email: rickyf@freightinvestor.com

Mobile: (+44) 7868 708719

**Jarryd Smith**

Email: jarryds@freightinvestor.com

Mobile: (+65) 8798 4987

**Sam Twyford**

Email: samt@freightinvestor.com

Mobile: (+44) 7729 118643

The information provided in this communication is not intended for retail clients. It is general in nature only and does not constitute advice or an offer to sell, or the solicitation of an offer to purchase any swap or other financial instruments, nor constitute any recommendation on our part. The information has been prepared without considering your investment objectives, financial situation, or knowledge and experience. This material is not a research report and is not intended as such. FIS is not responsible for any trading decisions taken based on this communication. Trading swaps and over-the-counter derivatives, exchange-traded derivatives, and options involve substantial risk and are not suitable for all investors. You are advised to perform an independent investigation to determine whether a transaction is suitable for you. No part of this material may be copied or duplicated in any form by any means or redistributed without our prior written consent. Freight Investor Services Ltd (FIS) is authorised and regulated by the Financial Conduct Authority (FRN: 211452) and is a member of the National Futures Association ("NFA"). Freight Investor Services PTE Ltd ('FIS PTE') is a private limited company, incorporated and registered in Singapore with company number 200603922G, and has subsidiary offices in India and Shanghai. Freight Investor Solutions DMCC ('FIS DMCC') is a private limited company, incorporated and registered in Dubai with company number DMCC1225. Further information about FIS including the location of its offices can be found on our website at [freightinvestorservices.com](http://freightinvestorservices.com)