

FIS Container Report

info@freightinvestor.com | freightinvestorservices.com | (+44) 20 7090 1120

08/06/2022

Evening Commentary

Spot rates adjusted on just 2 routes today. On the European fronthauls, FBX13 (Asia-Med) ticked up \$30 higher to \$12,905/FEU. While on the transatlantic run, FBX22 (Europe to North America East coast) ticked down \$85 to \$8884/FEU.

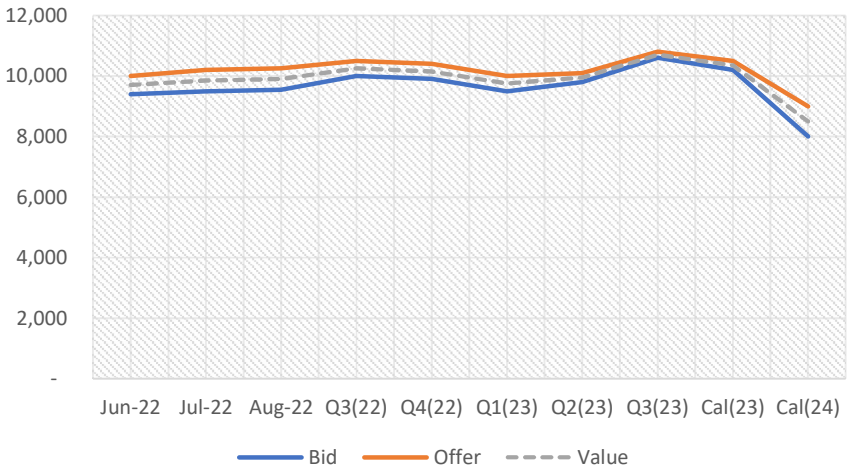
- Strong container market showing signs of weakness (SeaTrade Maritime)
- Liner average operating margins break all records (Splash247)
- Posidonia 2022: The future of shipping is directly linked to data (Container News)
- Major transpacific carriers expect contract earnings to soar in second half (Loadstar)
- Chittagong depot fire extinguished after 61 hours (Container News)
- Concerns mount as more, old dangerous goods found at Chittagong port (Loadstar)
- Boxship charter market remains muted (Lloyd's List)
- CPLP makes \$597.5m dropdown buy of container ships, LNG carrier (TradeWinds)

FBX01 China/East Asia to North America West Coast

US Dollars per FEU

Indicative Forward Curve

Period	Bid	Offer	Value
Jun-22	9,400	10,000	9,700
Jul-22	9,500	10,200	9,850
Aug-22	9,550	10,250	9,900
Q3(22)	10,000	10,500	10,250
Q4(22)	9,900	10,400	10,150
Q1(23)	9,500	10,000	9,750
Q2(23)	9,800	10,100	9,950
Q3(23)	10,600	10,800	10,700
Cal(23)	10,200	10,500	10,350
Cal(24)	8,000	9,000	8,500
Current Spot	9,574.00		
Month to Date	9,599.67		
Year to Date	14,773.70		

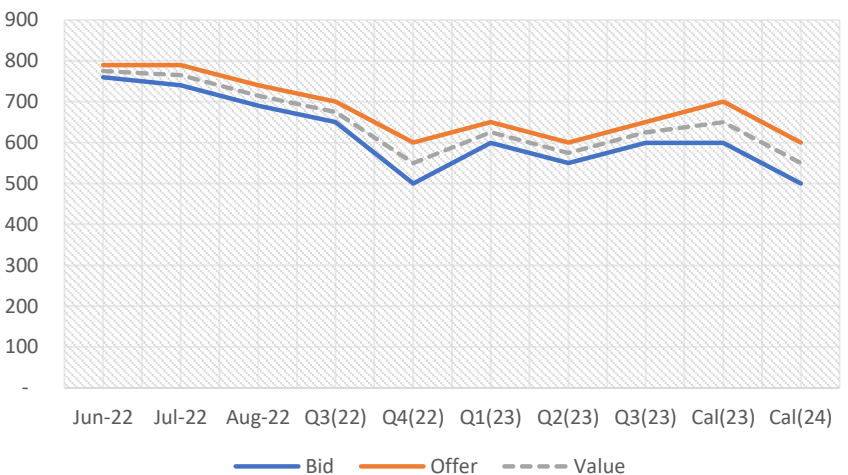


FBX02 North America West Coast to China/East Asia

US Dollars per FEU

Indicative Forward Curve

Period	Bid	Offer	Value
Jun-22	760	790	775
Jul-22	740	790	765
Aug-22	690	740	715
Q3(22)	650	700	675
Q4(22)	500	600	550
Q1(23)	600	650	625
Q2(23)	550	600	575
Q3(23)	600	650	625
Cal(23)	600	700	650
Cal(24)	500	600	550
Current Spot	775.00		
Month to Date	829.67		
Year to Date	988.01		

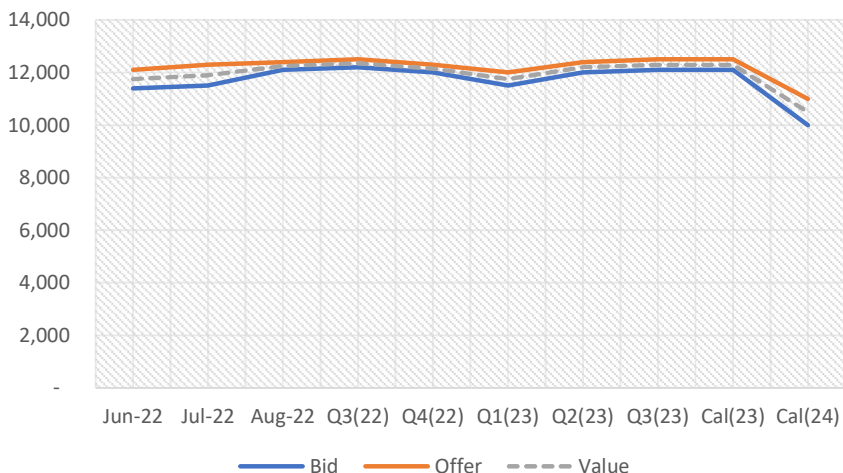


FBX03 China/East Asia to North America East Coast

US Dollars per FEU

Indicative Forward Curve

Period	Bid	Offer	Value
Jun-22	11,400	12,100	11,750
Jul-22	11,500	12,300	11,900
Aug-22	12,100	12,400	12,250
Q3(22)	12,200	12,500	12,350
Q4(22)	12,000	12,300	12,150
Q1(23)	11,500	12,000	11,750
Q2(23)	12,000	12,400	12,200
Q3(23)	12,100	12,500	12,300
Cal(23)	12,100	12,500	12,300
Cal(24)	10,000	11,000	10,500
Current Spot		11,908.00	
Month to Date		11,908.00	
Year to Date		16,867.17	

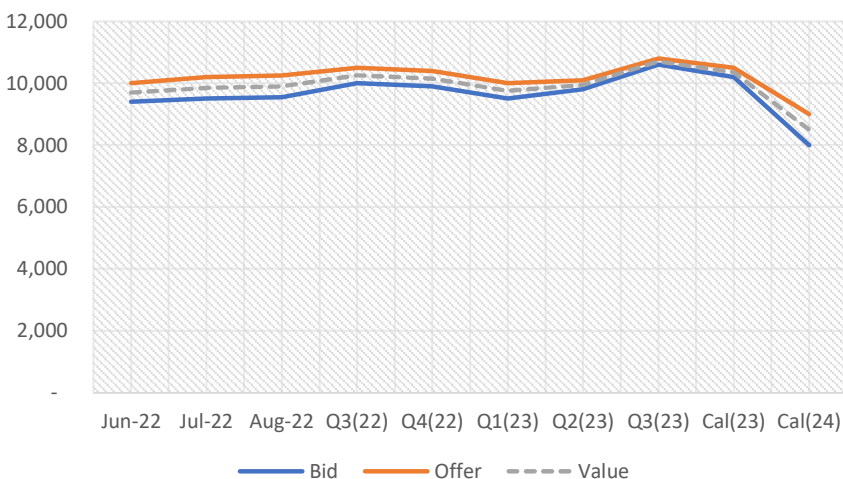


FBX11 China/East Asia to North Europe

US Dollars per FEU

Indicative Forward Curve

Period	Bid	Offer	Value
Jun-22	10,100	10,500	10,300
Jul-22	10,000	10,400	10,200
Aug-22	9,800	10,000	9,900
Q3(22)	9,600	9,700	9,650
Q4(22)	9,600	9,800	9,700
Q1(23)	8,000	8,500	8,250
Q2(23)	7,900	8,100	8,000
Q3(23)	7,400	7,600	7,500
Cal(23)	7,700	7,800	7,750
Cal(24)	5,500	6,000	5,750
Current Spot		10,719.00	
Month to Date		10,647.67	
Year to Date		12,737.29	

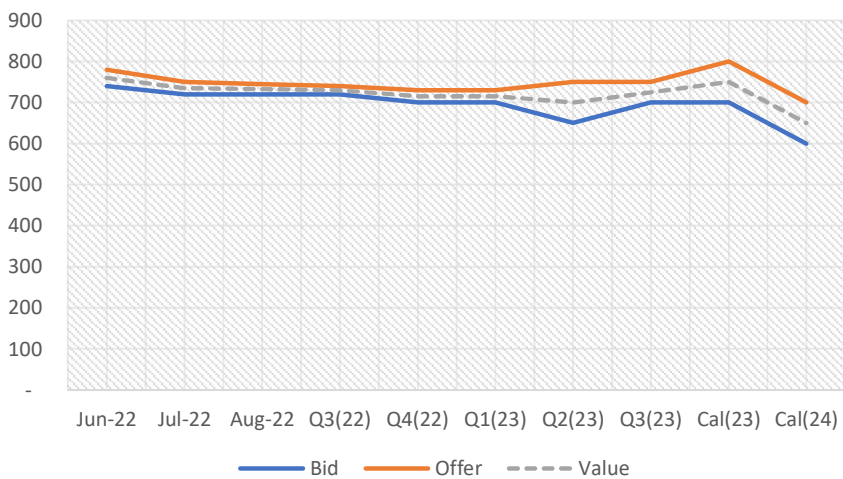


FBX12 North Europe to China/East Asia

US Dollars per FEU

Indicative Forward Curve

Period	Bid	Offer	Value
Jun-22	740	780	760
Jul-22	720	750	735
Aug-22	720	745	733
Q3(22)	720	740	730
Q4(22)	700	730	715
Q1(23)	700	730	715
Q2(23)	650	750	700
Q3(23)	700	750	725
Cal(23)	700	800	750
Cal(24)	600	700	650
Current Spot		771.00	
Month to Date		762.00	
Year to Date		890.19	

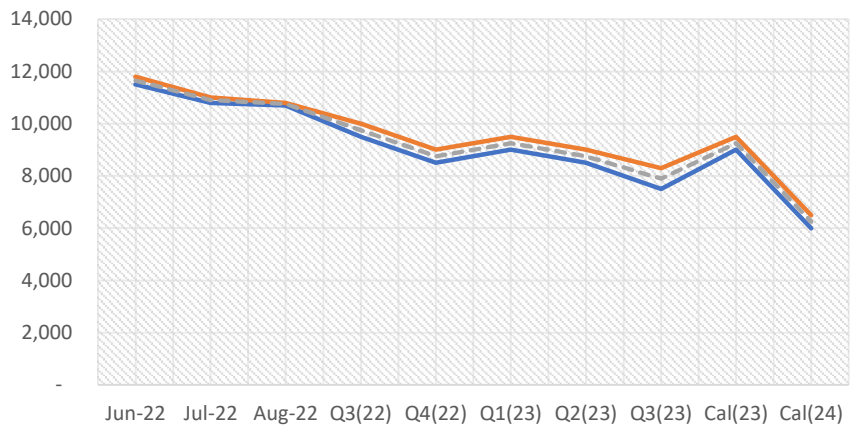


FBX13 China/East Asia to the Mediterranean

US Dollars per FEU

Indicative Forward Curve

Period	Bid	Offer	Value
Jun-22	11,500	11,800	11,650
Jul-22	10,800	11,000	10,900
Aug-22	10,700	10,800	10,750
Q3(22)	9,500	10,000	9,750
Q4(22)	8,500	9,000	8,750
Q1(23)	9,000	9,500	9,250
Q2(23)	8,500	9,000	8,750
Q3(23)	7,500	8,300	7,900
Cal(23)	9,000	9,500	9,250
Cal(24)	6,000	6,500	6,250



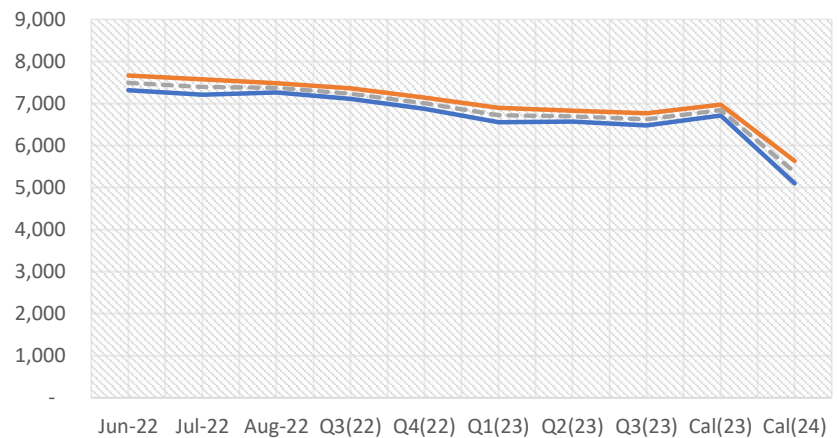
Current Spot	12,905.00	+30
Month to Date	12,815.00	
Year to Date	13,347.02	

Indicative Basket (Including FBX01,02,03,11,12,13)

US Dollars per FEU

Indicative Forward Curve

Period	Bid	Offer	Value
Jun-22	7,317	7,662	7,489
Jul-22	7,210	7,573	7,392
Aug-22	7,260	7,489	7,375
Q3(22)	7,112	7,357	7,234
Q4(22)	6,867	7,138	7,003
Q1(23)	6,550	6,897	6,723
Q2(23)	6,567	6,825	6,696
Q3(23)	6,483	6,767	6,625
Cal(23)	6,717	6,967	6,842
Cal(24)	5,100	5,633	5,367



Current Spot	7,775.33
Month to Date	7,760.33
Year to Date	9,933.90

Peter Stallion

Container Freight Futures Desk

t: +44 (0) 20 7090 1125

m: +44 (0)7725 264085

The information provided in this communication is not intended for retail clients. It is general in nature only and does not constitute advice or an offer to sell, or the solicitation of an offer to purchase any swap or other financial instruments, nor constitute any recommendation on our part. The information has been prepared without considering your investment objectives, financial situation, or knowledge and experience. This material is not a research report and is not intended as such. FIS is not responsible for any trading decisions taken based on this communication. Trading swaps and over-the-counter derivatives, exchange-traded derivatives, and options involve substantial risk and are not suitable for all investors. You are advised to perform an independent investigation to determine whether a transaction is suitable for you. No part of this material may be copied or duplicated in any form by any means or redistributed without our prior written consent. Freight Investor Services Ltd (FIS) is authorised and regulated by the Financial Conduct Authority (FRN: 211452) and is a member of the National Futures Association ("NFA"). Freight Investor Services PTE Ltd ('FIS PTE') is a private limited company, incorporated and registered in Singapore with company number 200603922G, and has subsidiary offices in India and Shanghai. Freight Investor Solutions DMCC ('FIS DMCC') is a private limited company, incorporated and registered in Dubai with company number DMCC1225. Further information about FIS including the location of its offices can be found on our website at freightinvestorservices.com