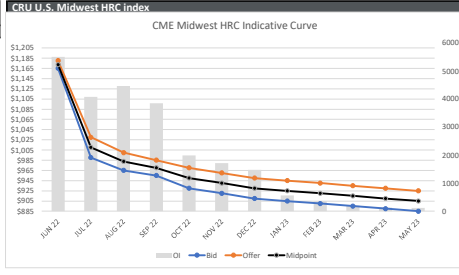


1 June 2022

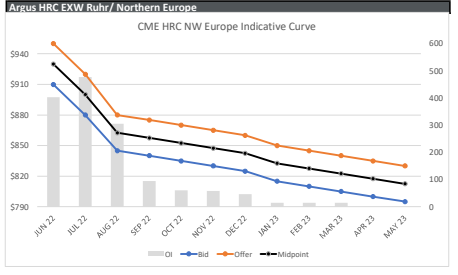
Index	Print	Change	MTD
LME Platts HMS	\$435.00/MT	(\$4.00)	\$435.00
LME Platts Rebar	\$745.00/MT	(\$3.50)	\$745.00
CME Argus EHR	€954.00/MT	-€ 8.00	€ 954.00
LME Argus HRC China	\$720.00/MT	\$1.00	\$720.00
CME/LME Platts HRC	\$1,240.00/NT	\$0.00	\$1,240.00
CME CRU HRC	\$1,253.00/NT	(\$42.00)	\$1,253.00
CME CRU HDG	\$402/NT	(\$8.00)	\$402.00
CME FM BUS	\$705.00/GT	(\$73.67)	May-22
CME Platts SHR	\$530.00/GT	(\$80.00)	May-22

Today	CME Block trade recap	15	50 lot
HRO	Q422 1300 Call		

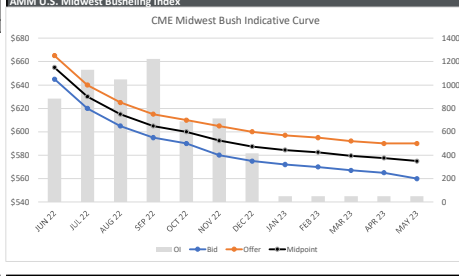
Product Exchange	HRC Midwest CRU		HR/HRC 20 NT	
Period	Bid	Offer	Midpoint	OI
JUN 22	1165	1180		5499
JUL 22	990	1030	1010	4071
AUG 22	965	1000	983	4460
SEP 22	955	985	970	3848
OCT 22	930	970	950	1987
NOV 22	920	960	940	1713
DEC 22	910	950	930	1476
JAN 23	905	945	925	566
FEB 23	900	940	920	360
MAR 23	895	935	915	195
APR 23	890	930	910	125
MAY 23	885	925	905	122
JUN+JUL22	1078	1105	1091	970
JUL-AUG22	978	1015	996	8531
Q322	970	1005	988	12379
Q422	920	960	940	5176
2h22	945	983	964	17555
Q123	900	940	920	1121
Q223	888	928	908	247



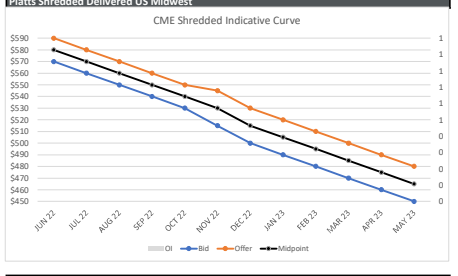
Product Exchange	HRC NW Europe		EHR /M/T	
Period	Bid	Offer	Midpoint	OI
JUN 22	910	950	930	403
JUL 22	880	920	900	477
AUG 22	845	880	863	305
SEP 22	840	875	858	905
OCT 22	835	870	853	61
NOV 22	830	865	848	58
DEC 22	825	860	843	46
JAN 23	815	850	833	15
FEB 23	810	845	828	15
MAR 23	805	840	823	15
APR 23	800	835	818	0
MAY 23	795	830	813	0
JUN+JUL22	895	925	915	880
JUL-AUG22	863	900	881	782
Q322	855	892	873	877
Q422	830	865	848	165
2h22	843	878	860	1042
Q1 23	810	845	828	45
Q223	798	833	815	45



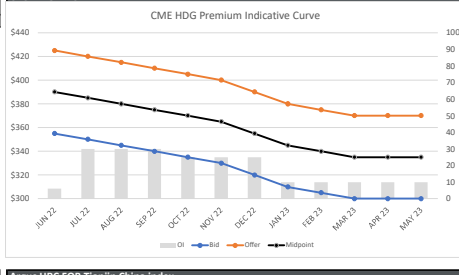
Product Exchange	Midwest Bushing		BUS 20 GT	
Period	Bid	Offer	Midpoint	OI
JUN 22	645	665	655	884
JUL 22	620	640	630	1130
AUG 22	605	625	615	1049
SEP 22	595	615	605	1224
OCT 22	590	610	600	689
NOV 22	580	605	593	715
DEC 22	575	600	588	415
JAN 23	572	597	585	50
FEB 23	570	595	583	50
MAR 23	567	592	580	50
APR 23	565	590	578	50
MAY 23	560	590	575	50
JUN+JUL22	633	643	638	2014
JUL-AUG22	613	633	623	2179
Q322	607	627	617	3403
Q422	582	605	593	1819
2h22	594	616	605	5222
Q123	570	595	582	150
Q223	558	587	573	150



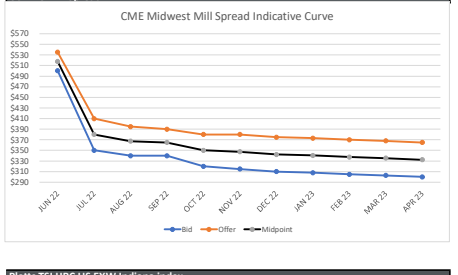
Product Exchange	Midwest Shredded		SHR 20 GT	
Period	Bid	Offer	Midpoint	OI
JUN 22	570	590	580	0
JUL 22	560	580	570	0
AUG 22	550	570	560	0
SEP 22	540	560	550	0
OCT 22	530	550	540	0
NOV 22	515	545	530	0
DEC 22	500	530	515	0
JAN 23	490	520	505	0
FEB 23	480	510	495	0
MAR 23	470	500	485	0
APR 23	460	490	475	0
MAY 23	450	480	465	0
JUN+JUL22	565	585	575	0
JUL-AUG22	555	575	565	0
Q322	550	570	560	0
Q422	515	542	528	0
2h22	533	556	544	0
Q123	480	510	495	0
Q223	450	480	465	0



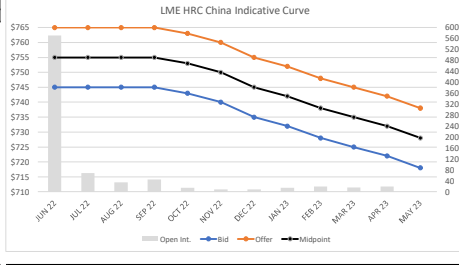
Product Exchange	HDG Premium		HDG \$/NT	
Period	Bid	Offer	Midpoint	OI
JUN 22	355	425	390	0
JUL 22	350	420	385	30
AUG 22	345	415	380	30
SEP 22	340	410	375	30
OCT 22	335	405	370	25
NOV 22	330	400	365	25
DEC 22	320	390	355	25
JAN 23	310	380	345	25
FEB 23	305	375	340	25
MAR 23	300	370	335	10
APR 23	300	370	335	10
MAY 23	300	370	335	10
JUN+JUL22	343	423	383	60
JUL-AUG22	348	418	383	60
Q322	345	415	380	90
Q422	328	398	363	75
2h22	337	407	372	165
Q123	305	375	340	30
Q223	300	370	335	20



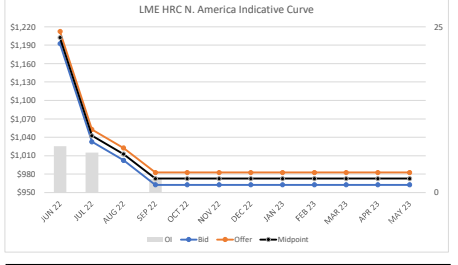
Product Exchange	HRC Mill Spread		BUS/HRC Spread	
Period	Bid	Offer	Midpoint	OI
JUN 22	500	535	518	0
JUL 22	350	410	380	0
AUG 22	340	395	368	0
SEP 22	340	390	365	0
OCT 22	320	380	350	0
NOV 22	315	380	348	0
DEC 22	310	375	343	0
JAN 23	308	373	341	0
FEB 23	305	370	338	0
MAR 23	303	368	336	0
APR 23	300	365	333	0
MAY 23	300	365	333	0
JUN+JUL22	425	473	449	13
JUL-AUG22	433	480	447	13
Q322	315	308	312	0
Q422	329	329	329	0
2h22	305	300	303	0
Q123	300	290	295	0
Q223	300	290	295	0



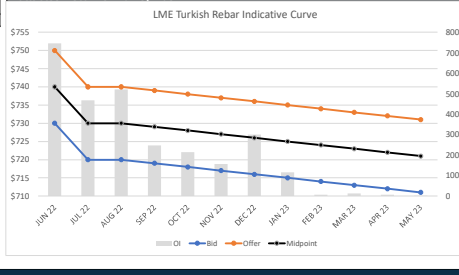
Product Exchange	HRC FOB China		HC/LCY 10 MT	
Period	Bid	Offer	Midpoint	Open Int.
JUN 22	745	765	755	571
JUL 22	745	765	755	68
AUG 22	745	765	755	34
SEP 22	745	765	755	45
OCT 22	743	763	753	14
NOV 22	740	760	750	9
DEC 22	735	755	745	9
JAN 23	732	752	742	14
FEB 23	728	748	738	19
MAR 23	725	745	735	16
APR 23	722	742	732	16
MAY 23	718	738	728	0
JUN+JUL22	745	765	755	639
JUL-AUG22	745	765	755	102
Q322	745	765	755	147
Q422	739	759	749	32
2h22	742	762	752	179
Q1 23	728	748	738	49
Q223	720	740	730	19



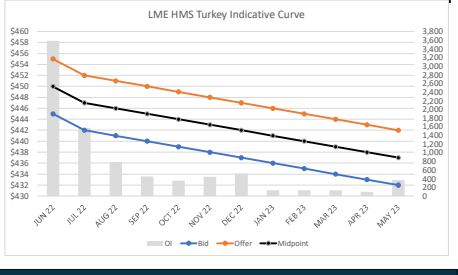
Product Exchange	HRC North America		HU/HRP/HUS 10 NT	
Period	Bid	Offer	Midpoint	OI
JUN 22	1193	1213	1203	7
JUL 22	1033	1053	1043	6
AUG 22	1003	1023	1013	0
SEP 22	963	983	973	2
OCT 22	963	983	973	0
NOV 22	963	983	973	0
DEC 22	963	983	973	0
JAN 23	963	983	973	0
FEB 23	963	983	973	0
MAR 23	963	983	973	0
APR 23	963	983	973	0
MAY 23	963	983	973	0
JUN+JUL22	1113	1133	1123	13
JUL-AUG22	1018	1038	1028	6
Q322	999	1019	1009	0
Q422	963	983	973	0
2h22	981	1001	991	8
Q1 23	963	983	973	0
Q223	963	983	973	0



Product Exchange	LME STEEL REBAR		SR/JP 10 MT	
Period	Bid	Offer	Midpoint	OI
JUN 22	730	750	740	746
JUL 22	720	740	730	467
AUG 22	720	740	730	521
SEP 22	719	739	728	248
OCT 22	718	738	728	215
NOV 22	717	737	727	157
DEC 22	716	736	726	300
JAN 23	715	735	725	116
FEB 23	714	734	724	7
MAR 23	713	733	723	13
APR 23	712	732	722	6
MAY 23	711	731	721	2
JUN+JUL22	725	745	735	1,213
JUL-AUG22	720	740	730	988
Q322	720	740	730	1,236
Q422	717	737	727	672
2h22	718	738	728	1,908
Q1 23	714	734	724	136
Q223	712	732	722	8



Product Exchange	HMS CFR Turkey		SC/JBO 10 MT	
Period	Bid	Offer	Midpoint	OI
JUN 22	445	455	450	3,591
JUL 22	442	452	447	1,579
AUG 22	441	451	446	783
SEP 22	440	450	445	453
OCT 22	439	449	444	357
NOV 22	438	448	443	448
DEC 22	437	447	442	519
JAN 23	436	446	441	154
FEB 23	435	445	440	133
MAR 23	434	444	439	134
APR 23	433	443	438	96
MAY 23	432	442	437	372
JUN+JUL22	444	454	449	5,170
JUL-AUG22	442	452	447	2,362
Q322	441	451	446	2,815
Q422	438	448	443	1,324
2h22	440	450	445	4,139
Q1 23	435	445	440	402
Q223	433	443	438	468



The information provided in this communication is not intended for retail clients. It is general in nature only and does not constitute advice or an offer to sell, or the solicitation of an offer to purchase any swap or other financial instruments, nor constitute any recommendation on our part. The information has been prepared without considering your investment objectives, financial situation, or knowledge and experience. This material is not a research report and is not intended as such. FIS is not responsible for any trading decisions taken based on this communication. Trading swaps and over-the-counter derivatives, exchange-traded derivatives, and options involve substantial risk and are not suitable for all investors. You are advised to perform an independent investigation to determine whether a transaction is suitable for you. No part of this material may be copied or duplicated in any form by any means or redistributed without our prior written consent. Freight Investor Services Ltd (FIS) is authorised and regulated by the Financial Conduct Authority (FRN: 211452) and is a member of the National Futures Association ("NFA"). Freight Investor Services PTE Ltd ("FIS PTE") is a private limited company, incorporated and registered in Singapore with company number 200603922G, and has subsidiary offices in India and Shanghai. Freight Investor Solutions DMCC ("FIS DMCC") is a private limited company, incorporated and registered in Dubai with company number DMCC1225. Further information about FIS including the location of its offices can be found on our website at www.freightinvestorservices.com