FIS Steel & Scrap Close

www.freightinvestorservices.com | info@freightinvestor.com | @freightinvestor

14 June 2022

Index	Print	Change	MTD
LME Platts HMS	$382.50/MT	($5.00)	$416.31
LME Platts Rebar	$710.00/MT	$0.00	$731.25
CME Argus EHR	£899.75/MT	€ 1.00	€ 923.41
LME Argus HRC China	$729.00/MT	($5.00)	$729.89
CME/LME Platts HRC	$1,110.00/NT	($30.00)	$1,166.67
CME CRU HRC	$1,190/NT	($63.00)	$1,221.50
CME CRU HDG	$397/NT	($5.00)	$399.50
CME FM BUS	$634.78/GT	($70.30)	Jun-22
CME Platts SHR	$480.00/GT	($50.00)	Jun-22

Today	CME Block trade recap						
HR	Q322	972	odds	HR	Aug22	985	25 lot
HR	Jul22	995	25 lot	EHR	Q322	810	25 lot
HR	Jul22	996	100 lot	HR	Q322	985	50 lot
HR	Aug22	985	50 lot	HR	Q322	985	25 lot
HR	Q322	970	odds	EHR	HRC /EHR	120	25 lot
HR	Jul22	1000	25 lot	HR	Q322	985	25 lot
HR	Aug22	980	25 lot	HR	Q322	985	25 lot
HR	Aug22	980	25 lot	HR	Q322	990	50 lot
HR	Aug22	980	25 lot	HR	Aug22	985	25 lot
HR	Aug22	980	50 lot	HR	Q422	925	15 lot
HR	Aug22	985	100 lot	HR	Aug22	985	50 lot
EHR	Q322	810	25 lot	EHR	Jul22	825	75 lot
HR	Q322	990	17 lot	HR	Aug22	970	75 lot
BUS	Q422	515	10 lot				

Product	HRC Midwest CRU		HR/HRC	
Exchange	CME		20 NT	
Period	Bid	Offer	Midpoint	OI
JUN 22	1130	1145	1138	5560
JUL 22	985	1000	993	4349
AUG 22	960	985	973	4989
SEP 22	930	960	945	4099
OCT 22	910	940	925	2312
NOV 22	905	935	920	2057
DEC 22	900	930	915	1616
JAN 23	900	930	915	618
FEB 23	900	930	915	433
MAR 23	900	930	915	268
APR 23	900	930	915	200
MAY 23	900	930	915	197
JUN+JUL22	1058	1073	1065	9909
JUL+AUG22	973	993	983	9338
Q322	958	982	970	13437
Q422	905	935	920	5985
2h22	932	958	945	19422
Q123	900	930	915	1319
Q223	900	930	915	397

CRU U.S. Midwest HRC Index

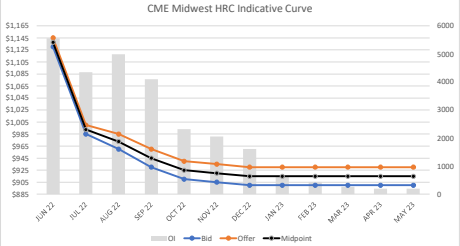

Product	HRC NW Europe		EHR	
Exchange	CME		€/MT	
Period	Bid	Offer	Midpoint	OI
JUN 22	880	920	900	409
JUL 22	800	840	820	523
AUG 22	790	830	810	305
SEP 22	785	825	805	118
OCT 22	780	820	800	86
NOV 22	775	815	795	93
DEC 22	770	810	790	79
JAN 23	765	805	785	15
FEB 23	760	800	780	15
MAR 23	755	795	775	15
APR 23	750	790	770	0
MAY 23	745	785	765	0
JUN+JUL22	840	880	860	932
JUL+AUG22	795	835	815	828
Q322	792	832	812	946
Q422	775	815	795	258
2h22	783	823	803	1204
Q1 23	760	800	780	45
Q223	748	788	768	0

Argus HRC EXW Ruhr/ Northern Europe

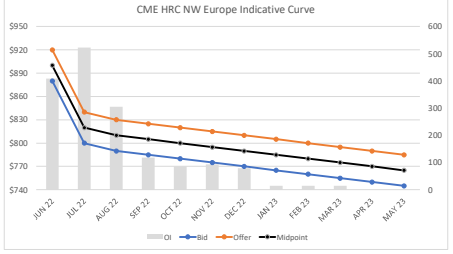

Product	Midwest Busheling		BUS	
Exchange	CME		20 GT	
Period	Bid	Offer	Midpoint	OI
JUL 22	530	560	545	1130
AUG 22	525	555	540	1053
SEP 22	520	550	535	1224
OCT 22	515	545	530	844
NOV 22	510	540	525	870
DEC 22	505	535	520	561
JAN 23	503	533	518	50
FEB 23	500	530	515	50
MAR 23	497	527	512	51
APR 23	495	525	510	50
MAY 23	492	522	507	50
JUN 23	490	520	505	50
JUL+AUG22	528	558	543	2183
AUG+SEP22	523	553	538	2277
Q322	520	550	535	3121
Q422	506	536	521	1481
2h22	513	543	528	4602
Q123	497	527	512	151
Q223	487	517	502	150

AMM U.S. Midwest Busheling Index

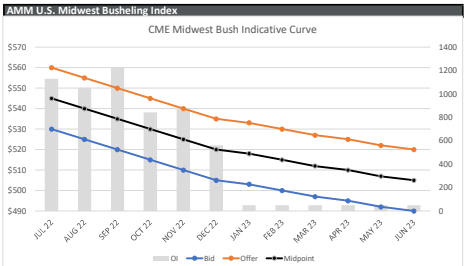

Product	Midwest Shredded		SHR	
Exchange	CME		20 GT	
Period	Bid	Offer	Midpoint	OI
JUL 22	450	480	465	0
AUG 22	440	470	455	0
SEP 22	435	465	450	0
OCT 22	430	460	445	0
NOV 22	425	455	440	0
DEC 22	420	450	435	0
JAN 23	418	448	433	0
FEB 23	415	445	430	0
MAR 23	413	443	428	0
APR 23	410	440	425	0
MAY 23	408	438	423	0
JUN 23	405	435	420	0
JUL+AUG22	445	475	460	0
AUG+SEP22	438	468	453	0
Q322	435	465	450	0
Q422	421	451	436	0
2h22	428	458	443	0
Q123	413	443	428	0
Q223	403	433	418	0

Platts Shredded Delivered US Midwest

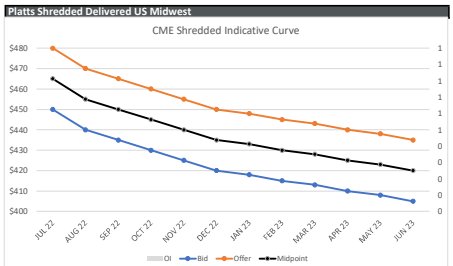

Product	HDG Premium		HDG	
Exchange	CME		$/NT	
Period	Bid	Offer	Midpoint	OI
JUN 22	350	425	388	6
JUL 22	345	415	380	30
AUG 22	335	410	373	30
SEP 22	335	405	370	30
OCT 22	335	405	370	25
NOV 22	330	400	365	25
DEC 22	320	390	355	25
JAN 23	310	380	345	10
FEB 23	305	375	340	10
MAR 23	300	370	335	10
APR 23	300	370	335	10
MAY 23	300	370	335	10
JUN+JUL22	348	420	384	36
JUL+AUG22	340	413	376	60
Q322	338	410	374	90
Q422	328	398	363	75
2h22	333	404	369	165
Q123	305	375	340	30
Q223	300	370	335	20

CRU HDG-HRC

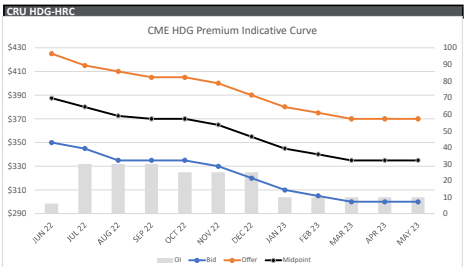

Product	HRC Mill Spread		BUS/HRC	
Exchange	CME		Spread	
Period	Bid	Offer	Midpoint	
JUL 22	425	470	448	
AUG 22	405	460	433	
SEP 22	380	440	410	
OCT 22	365	425	395	
NOV 22	365	425	395	
DEC 22	365	425	395	
JAN 23	367	427	397	
FEB 23	370	430	400	
MAR 23	373	433	403	
APR 23	375	435	405	
MAY 23	378	438	408	
JUL+AUG	415	465	440	
Q322	383	350	367	
Q422	366	308	337	
2h22	375	329	352	
Q123	373	300	336	
Q223	378	290	334	

US HRC Mill Spread

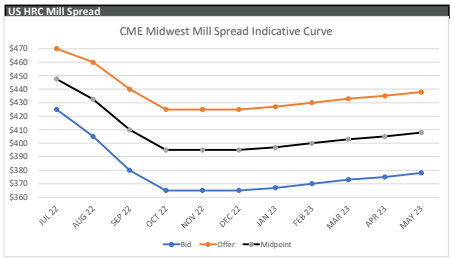

Product	HRC FOB China		HC/LCY	
Exchange	LME		10 MT	
Period	Bid	Offer	Midpoint	Open Int.
JUN 22	720	740	730	578
JUL 22	720	740	730	119
AUG 22	720	740	730	35
SEP 22	720	740	730	45
OCT 22	720	740	730	34
NOV 22	720	740	730	29
DEC 22	718	738	728	10
JAN 23	716	736	726	14
FEB 23	715	735	725	20
MAR 23	715	735	725	16
APR 23	715	735	725	16
MAY 23	715	735	725	0
JUN+JUL22	720	740	730	697
JUL+AUG22	720	740	730	154
Q322	720	740	730	199
Q422	719	739	729	73
2h22	720	740	730	272
Q1 23	715	735	725	50
Q223	715	735	725	16

Argus HRC FOB Tianjin China index

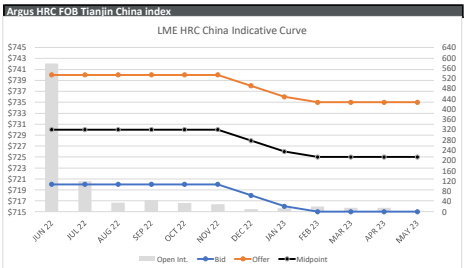

Product	HRC North America		HU/HRP/HUS	
Exchange	LME/CME		10 NT	
Period	Bid	Offer	Midpoint	OI
JUN 22	1133	1153	1143	9
JUL 22	998	1018	1008	6
AUG 22	983	1003	993	0
SEP 22	953	973	963	2
OCT 22	928	948	938	0
NOV 22	928	948	938	0
DEC 22	928	948	938	0
JAN 23	928	948	938	0
FEB 23	928	948	938	0
MAR 23	928	948	938	0
APR 23	928	948	938	0
MAY 23	928	948	938	0
JUN+JUL22	1065	1085	1075	15
JUL+AUG22	990	1010	1000	6
Q322	978	998	988	8
Q422	928	948	938	0
2h22	953	973	963	8
Q1 23	928	948	938	0
Q223	928	948	938	0

Platts TSI HRC US EXW Indiana index

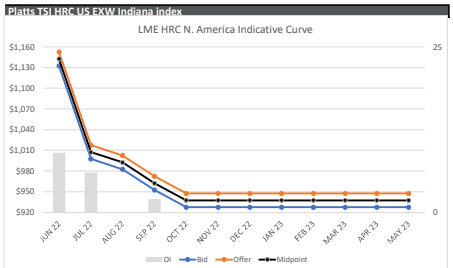

Product	LME STEEL REBAR		SR/JBP	
Exchange	LME		10 MT	
Period	Bid	Offer	Midpoint	OI
JUN 22	700	735	718	651
JUL 22	670	690	680	468
AUG 22	670	690	680	522
SEP 22	670	690	680	247
OCT 22	670	690	680	217
NOV 22	668	688	678	159
DEC 22	668	688	678	302
JAN 23	668	688	678	116
FEB 23	668	688	678	7
MAR 23	668	688	678	13
APR 23	668	688	678	8
MAY 23	668	688	678	2
JUN+JUL22	685	713	699	1,119
JUL+AUG22	670	690	680	990
Q322	670	690	680	1,237
Q422	669	689	679	678
2h22	669	689	679	1,915
Q1 23	668	688	678	136
Q223	668	688	678	10

Platts Steel Rebar FOB Turkey index

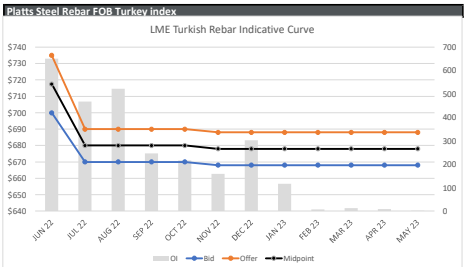

Product	HMS CFR Turkey		SC/JBO	
Exchange	LME		10 MT	
Period	Bid	Offer	Midpoint	OI
JUN 22	410	425	418	3,430
JUL 22	370	380	375	4,248
AUG 22	363	373	368	958
SEP 22	360	370	365	427
OCT 22	358	368	363	467
NOV 22	355	365	360	451
DEC 22	355	365	360	515
JAN 23	355	365	360	139
FEB 23	355	365	360	137
MAR 23	355	365	360	138
APR 23	355	365	360	96
MAY 23	355	365	360	372
JUN+JUL22	390	403	396	7,678
JUL+AUG22	367	377	372	5,206
Q322	364	374	369	5,633
Q422	356	366	361	1,433
2h22	360	370	365	7,066
Q1 23	355	365	360	414
Q223	355	365	360	468

Platts TSI Index

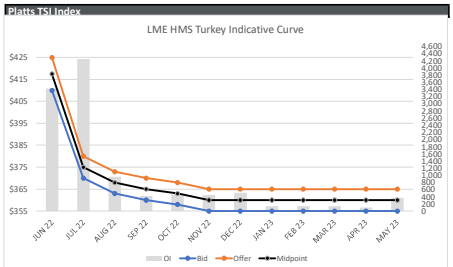

The information provided in this communication is not intended for retail clients. It is general in nature only and does not constitute advice or an offer to sell, or the solicitation of an offer to purchase any swap or other financial instruments, nor constitute any recommendation on our part. The information has been prepared without considering your investment objectives, financial situation, or knowledge and experience. This material is not a research report and is not intended as such. FIS is not responsible for any trading decisions taken based on this communication. Trading swaps and over-the-counter derivatives, exchange-traded derivatives, and options involve substantial risk and are not suitable for all investors. You are advised to perform an independent investigation to determine whether a transaction is suitable for you. No part of this material may be copied or duplicated in any form by any means or redistributed without our prior written consent. Freight Investor Services Ltd (FIS) is authorised and regulated by the Financial Conduct Authority (FRN: 211452) and is a member of the National Futures Association ("NFA"). Freight Investor Services PTE Ltd ('FIS PTE') is a private limited company, incorporated and registered in Singapore with company number 200603922G, and has subsidiary offices in India and Shanghai. Freight Investor Solutions DMCC ('FIS DMCC') is a private limited company, incorporated and registered in Dubai with company number DMCC1225. Further information about FIS including the location of its offices can be found on our website at www.freightinvestorservices.com