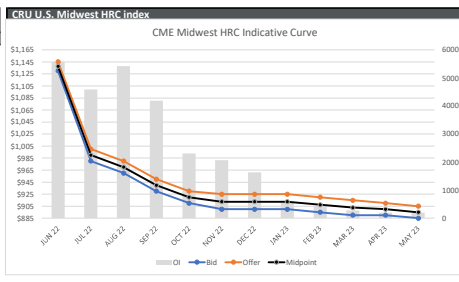


15 June 2022

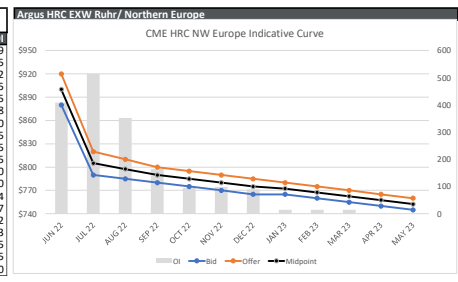
Index	Print	Change	MTD
LME Platts HMS	\$379.00/MT	(\$3.50)	\$412.17
LME Platts Rebar	\$307.50/MT	(\$3.50)	\$728.61
CME Argus EHR	€0.00/MT	€ 0.00	€923.41
LME Argus HRC China	\$723.00/MT	(\$6.00)	\$729.20
CME/LME Platts HRC	\$1,090.00/NT	(\$10.00)	\$1,153.64
CME CRU HRC/NT	\$1,106.70/NT	(\$84.00)	\$1,183.00
CME CRU HDG	\$455/NT	\$58.00	\$418.00
CME FM BUS	\$634.78/GT	(\$70.30)	Jun-22
CME Platts SHR	\$480.00/GT	(\$50.00)	Jun-22

Today	CME Block trade recap	HR	Lot
	HR	947	25 lot
	HR	990	25 lot
	HR	970	25 lot
	HR	905	25 lot
	HR	905	25 lot
	HR	15	150 lot
	HR	990	25 lot
	HR	943	25 lot
	HR	810	25 lot
	HR	905	25 lot
	HR	900	15 lot
	HR	20	25 lot
	HR	830	25 lot
	HR	810	25 lot
	HR	520	75 lot

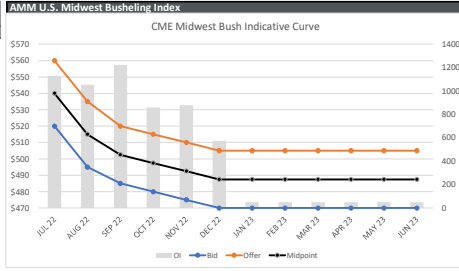
Product Exchange	HRC Midwest CRU			HR/HRC 20 NT		
Period	Bid	Offer	Midpoint	Offer	Midpoint	Offer
JUN 22	1130	1145			5570	
JUL 22	980	1000			4586	
AUG 22	960	980			5423	
SEP 22	930	950			4195	
OCT 22	910	930			2304	
NOV 22	900	925			2072	
DEC 22	900	925			1638	
JAN 23	900	925			913	
FEB 23	895	915			434	
MAR 23	890	915			903	
APR 23	890	910			900	
MAY 23	885	905			895	
JUN+JUL22	1055	1073			1064	
JUL+Aug22	970	990			1009	
Q222	957	977			14204	
Q422	903	927			6014	
2h22	930	952			20218	
Q123	895	920			1328	
Q223	888	908			397	



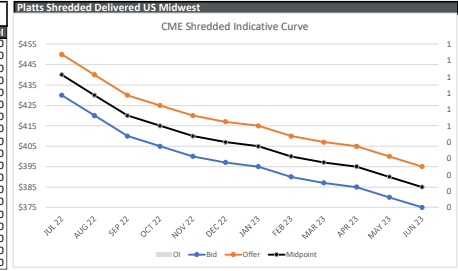
Product Exchange	HRC NW Europe			EHR /NT		
Period	Bid	Offer	Midpoint	Offer	Midpoint	Offer
JUN 22	850	920			500	
JUL 22	790	820			805	
AUG 22	785	810			798	
SEP 22	780	800			790	
OCT 22	775	795			785	
NOV 22	770	790			780	
DEC 22	765	785			775	
JAN 23	765	780			773	
FEB 23	760	775			768	
MAR 23	755	770			763	
APR 23	750	765			758	
MAY 23	745	760			753	
JUN+JUL22	835	870			853	
JUL+Aug22	788	815			801	
Q222	785	810			798	
Q422	770	790			780	
2h22	778	800			789	
Q123	760	775			768	
Q223	748	763			755	



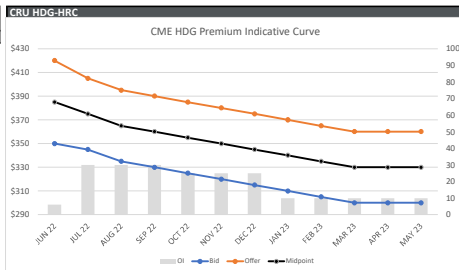
Product Exchange	Midwest Bushing			BUS 20 GT		
Period	Bid	Offer	Midpoint	Offer	Midpoint	Offer
JUL 22	520	560			540	
AUG 22	495	535			1053	
SEP 22	485	520			1224	
OCT 22	480	515			498	
NOV 22	475	510			493	
DEC 22	470	505			488	
JAN 23	470	505			488	
FEB 23	470	505			488	
MAR 23	470	505			488	
APR 23	470	505			488	
MAY 23	470	505			488	
JUN+JUL22	508	548			528	
AUG+SEP22	490	528			509	
Q222	487	523			487	
Q422	472	507			489	
2h22	479	515			497	
Q123	470	505			488	
Q223	467	502			484	



Product Exchange	Midwest Shredded			SHR 20 GT		
Period	Bid	Offer	Midpoint	Offer	Midpoint	Offer
JUL 22	430	450			440	
AUG 22	420	440			430	
SEP 22	410	430			420	
OCT 22	405	425			415	
NOV 22	400	420			410	
DEC 22	397	417			407	
JAN 23	395	415			405	
FEB 23	390	410			400	
MAR 23	387	407			397	
APR 23	385	405			395	
MAY 23	380	400			390	
JUN 23	375	395			385	
JUL+Aug22	425	445			435	
AUG+SEP22	415	435			425	
Q222	412	432			422	
Q422	397	417			407	
2h22	405	425			415	
Q123	387	407			397	
Q223	373	393			383	



Product Exchange	HDG Premium			HDG S/NT		
Period	Bid	Offer	Midpoint	Offer	Midpoint	Offer
JUN 22	350	420			350	
JUL 22	345	405			375	
AUG 22	335	395			365	
SEP 22	330	390			360	
OCT 22	325	385			355	
NOV 22	320	380			350	
DEC 22	315	375			345	
JAN 23	310	370			340	
FEB 23	305	365			335	
MAR 23	300	360			330	
APR 23	300	360			330	
MAY 23	300	360			330	
JUN+JUL22	348	413			380	
JUL+Aug22	340	400			370	
Q222	337	397			367	
Q422	320	380			350	
2h22	328	388			358	
Q123	305	365			335	
Q223	300	360			330	



Product Exchange	HRC Mill Spread			BUS/HRC Spread		
Period	Bid	Offer	Midpoint	Offer	Midpoint	Offer
JUN 22	420	480			450	
AUG 22	425	485			455	
SEP 22	410	465			438	
OCT 22	395	450			423	
NOV 22	390	450			420	
DEC 22	395	455			425	
JAN 23	395	455			425	
FEB 23	390	450			420	
MAR 23	385	445			415	
APR 23	385	440			413	
MAY 23	380	435			408	
JUL+Aug22	423	483			453	
AUG+SEP22	412	472			442	
Q222	393	453			423	
Q422	387	447			417	
2h22	380	440			410	
Q123	380	440			410	
Q223	380	440			410	

