



# Fuel Oil Daily Evening Report

London +44 20 7090 1134 - info@freightinvestor.com | Singapore +65 6535 5189 - info@freightinvestor.asia | Shanghai +86 21 63012568

## 04 July 2022

### Oil and Energy Market News

Brent crude oil front month futures ended the day up, printing \$113.65 at 1630BST. Highs in the day reached \$114.00 and lows touched \$110.40.

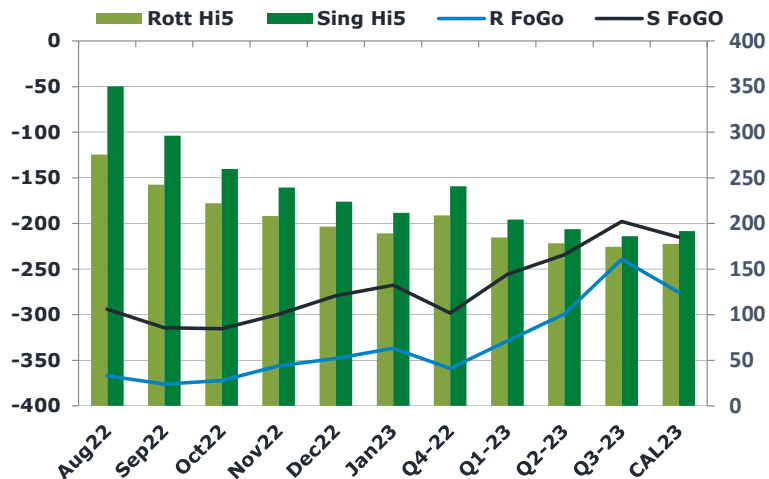
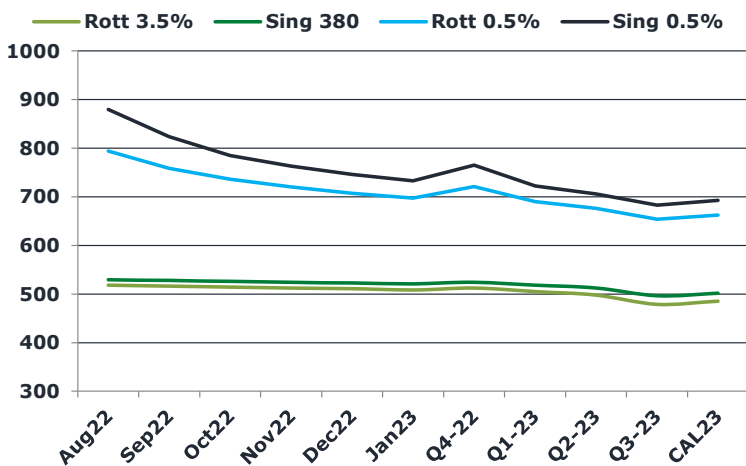
UK Prime Minister Boris Johnson:

"There may be some question about quite how much more the Saudis could pump out [...] but there's no doubt that we are going to need a lot more OPEC+ oil"

### Brent

**113.65**

	Barges 3.5 %	Sing 380cst	Rott 0.5%	Sing 0.5%	Sing Hi5
Aug22	518.45	529.45	794.05	879.80	350
Sep22	516.20	527.70	758.80	823.80	296
Oct22	514.20	525.70	736.30	785.30	260
Nov22	512.20	523.95	720.30	763.30	239
Dec22	510.70	522.45	707.30	746.30	224
Jan23	508.20	520.95	697.55	732.80	212
Q4-22	512.35	524.05	721.30	764.95	241
Q1-23	505.03	518.37	689.88	722.55	204
Q2-23	497.78	512.37	676.22	706.22	194
Q3-23	478.87	496.45	653.55	682.47	186
CAL23	485.24	501.49	662.84	693.07	192



### Fuel Oil Market News

The Barges crack opened at -26.50 this morning and ended the day printing -27.9. The Cal 23 crack was valued at -12.25.

The Singapore 0.5% crack ended the day trading at 29.00, with the Rott 0.5% crack printing 15.50 on both front months, respectively

	Rott GOFO	Sing GOFO	R FoGo	S FoGo	Rott Hi5
Aug22	642.34	644.34	-366.75	-294.00	276
Sep22	618.78	610.33	-376.25	-314.25	243
Oct22	594.18	575.08	-372.00	-315.50	222
Nov22	564.22	538.84	-356.00	-299.50	208
Dec22	544.30	503.09	-347.75	-279.25	197
Jan23	525.97	479.26	-336.50	-267.50	189
Q4-22	567.60	539.07	-358.75	-298.25	209
Q1-23	513.58	459.99	-328.75	-255.75	185
Q2-23	477.64	427.99	-299.25	-234.25	178
Q3-23	414.05	383.94	-239.25	-198.00	175
CAL23	452.75	406.52	-275.25	-215.00	178

04 July 2022

## TIME SPREADS FUEL

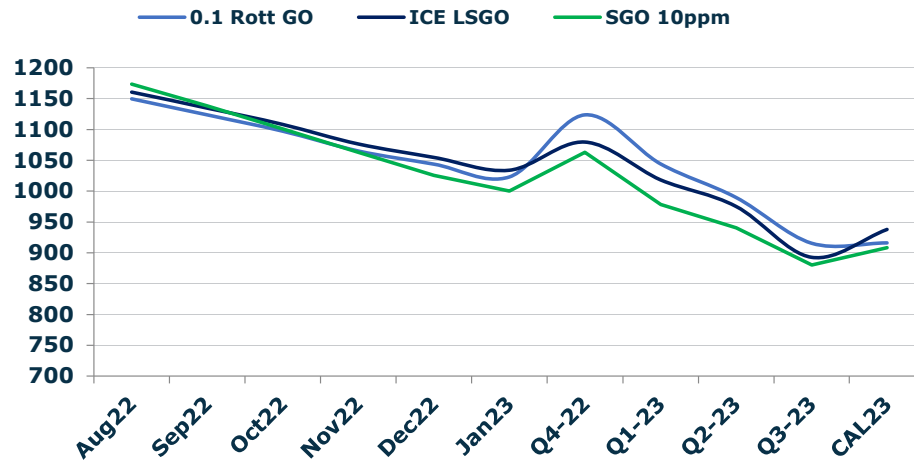
	Barges 3.5	S 380	Rott 0.5%	Sing 0.5%
Aug22/Sep22	-4.25	1.75	35.25	56.00
Sep22/Oct22	2.25	2.00	22.50	38.50
Oct22/Nov22	2.00	1.75	16.00	22.00
Nov22/Dec22	2.00	1.50	13.00	17.00
Dec22/Jan23	1.50	1.50	9.75	13.50
Q4-22/Q1-23	7.32	5.68	31.42	42.40
Q1-23/Q2-23	7.25	6.00	13.67	16.33
Q2-23/Q3-23	18.92	15.92	22.67	23.75
CAL23/CAL24	47.50	42.00	107.1	93.58

## GASOIL CURVES

	Rott 0.1	SGO 10ppm	ICE GO
Aug22	1149.8	1173.8	1160.8
Sep22	1124.0	1138.0	1135.0
Oct22	1097.4	1100.8	1108.4
Nov22	1065.4	1062.8	1076.4
Dec22	1044.0	1025.5	1055.0
Jan23	1023.2	1000.2	1034.2
Q4-22	1123.7	1063.1	1080.0
Q1-23	1044.2	978.4	1018.6
Q2-23	989.9	940.4	975.4
Q3-23	915.8	880.4	892.9
CAL23	915.9	908.0	938.0

## EW SPREAD

	EW380	EW0.5%
Aug22	11.00	85.75
Sep22	11.50	65.00
Oct22	11.50	49.00
Nov22	11.75	43.00
Dec22	11.75	39.00
Jan23	12.75	35.25
Q4-22	11.70	43.65
Q1-23	13.33	32.67
Q2-23	14.58	30.00
Q3-23	17.58	28.92
CAL23	5.00	30.23



## Contact US:

## Luke Longhurst

Email: lukel@freightinvestor.com

Mobile: (+44) 7966 968761

## Jessie Deng

Email: jessied@freightinvestor.com

Mobile: (+86) 13524516743

## Ricky Forman

Email: rickyf@freightinvestor.com

Mobile: (+44) 7868 708719

## Jarryd Smith

Email: jarryds@freightinvestor.com

Mobile: (+65) 8798 4987

## Sam Twyford

Email: samt@freightinvestor.com

Mobile: (+44) 7729 118643

The information provided in this communication is not intended for retail clients. It is general in nature only and does not constitute advice or an offer to sell, or the solicitation of an offer to purchase any swap or other financial instruments, nor constitute any recommendation on our part. The information has been prepared without considering your investment objectives, financial situation, or knowledge and experience. This material is not a research report and is not intended as such. FIS is not responsible for any trading decisions taken based on this communication. Trading swaps and over-the-counter derivatives, exchange-traded derivatives, and options involve substantial risk and are not suitable for all investors. You are advised to perform an independent investigation to determine whether a transaction is suitable for you. No part of this material may be copied or duplicated in any form by any means or redistributed without our prior written consent. Freight Investor Services Ltd (FIS) is authorised and regulated by the Financial Conduct Authority (FRN: 211452) and is a member of the National Futures Association ("NFA"). Freight Investor Services PTE Ltd ('FIS PTE') is a private limited company, incorporated and registered in Singapore with company number 200603922G, and has subsidiary offices in India and Shanghai. Freight Investor Solutions DMCC ('FIS DMCC') is a private limited company, incorporated and registered in Dubai with company number DMCC1225. Further information about FIS including the location of its offices can be found on our website at [freightinvestorservices.com](http://freightinvestorservices.com)