

# FIS Fuel Oil Daily Evening Report

London +44 20 7090 1134 - info@freightinvestor.com | Singapore +65 6535 5189 - info@freightinvestor.asia | Shanghai +86 21 63012568

## 05 July 2022

### Oil and Energy Market News

Brent crude oil front month futures ended the day down, printing \$102.74 at 1630BST. Highs in the day reached \$114.75 and lows touched \$102.06.

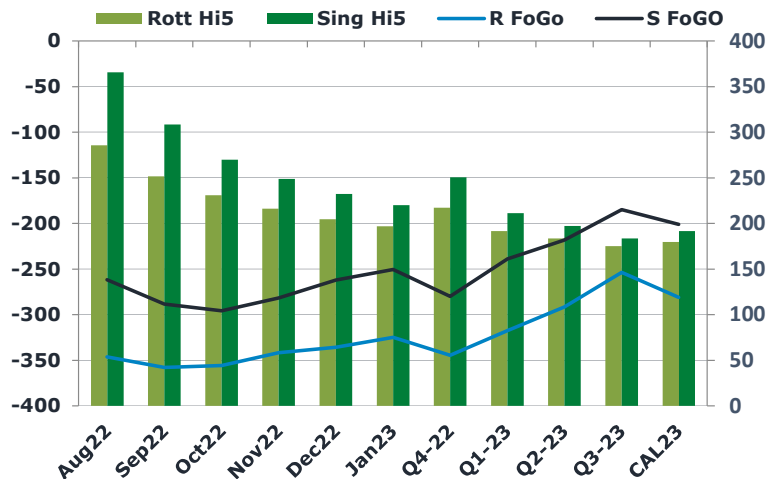
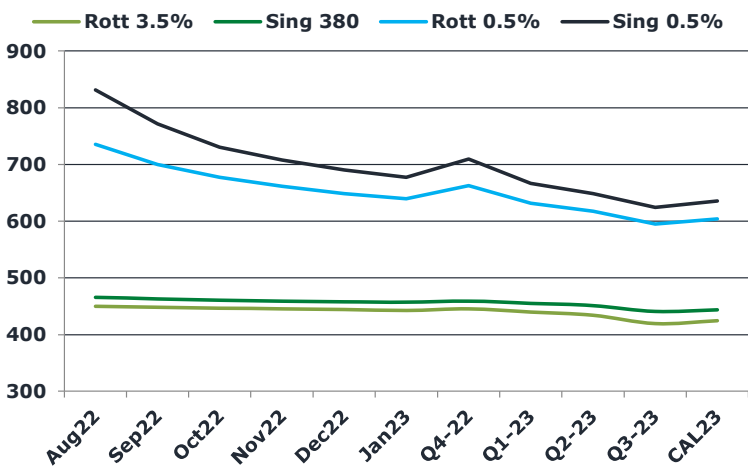
CITI WARNS OIL MAY COLLAPSE TO \$65/BBL BY YEAR-END ON RECESSION.

Huge sell off of over 10% this afternoon on Brent fuelled by recession fears and the potential of lockdowns across China.

### Brent

**102.74**

	Barges 3.5 %	Sing 380cst	Rott 0.5%	Sing 0.5%	Sing Hi5
Aug22	449.60	465.60	735.45	831.35	366
Sep22	448.10	462.85	699.95	771.35	309
Oct22	446.60	460.35	677.45	730.35	270
Nov22	445.10	458.85	661.45	707.85	249
Dec22	444.10	457.85	648.70	690.35	233
Jan23	442.35	456.85	639.45	677.10	220
Q4-22	445.25	459.00	662.55	709.50	251
Q1-23	439.77	455.02	631.53	666.43	211
Q2-23	434.02	451.02	617.62	648.43	197
Q3-23	419.43	440.52	594.70	624.27	184
CAL23	424.31	443.70	604.08	635.50	192



### Fuel Oil Market News

The Barges crack opened at -27.50 this morning and ended the day printing -28.00. The Cal 23 crack was valued at -12.25.

The Singapore 0.5% crack ended the day trading at 31.75, with the Rott 0.5% crack printing 16.80 on both front months, respectively

	Rott GOFO	Sing GOFO	R FoGo	S FoGo	Rott Hi5
Aug22	632.17	627.17	-346.25	-261.50	286
Sep22	609.70	596.76	-357.75	-288.25	252
Oct22	586.57	565.74	-355.75	-295.75	231
Nov22	558.01	530.73	-341.75	-281.75	216
Dec22	539.98	494.48	-335.50	-262.00	205
Jan23	521.82	470.53	-324.75	-250.25	197
Q4-22	561.55	530.36	-344.25	-279.75	217
Q1-23	509.28	450.26	-317.50	-238.75	192
Q2-23	474.98	415.77	-291.50	-218.25	184
Q3-23	428.92	368.53	-253.75	-184.75	175
CAL23	460.86	392.78	-281.00	-201.00	180

# FIS Fuel Oil Daily Evening Report

London +44 20 7090 1134 - info@freightinvestor.com | Singapore +65 6535 5189 - info@freightinvestor.asia | Shanghai +86 21 63012568

## 05 July 2022

### TIME SPREADS FUEL

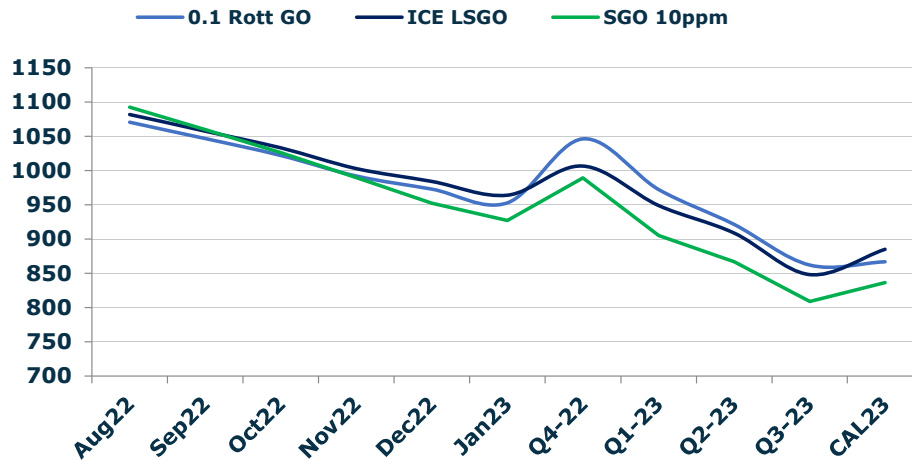
	Barges 3.5	S 380	Rott 0.5%	Sing 0.5%
Aug22/Sep22	-5.75	2.75	35.50	60.00
Sep22/Oct22	1.50	2.50	22.50	41.00
Oct22/Nov22	1.50	1.50	16.00	22.50
Nov22/Dec22	1.50	1.00	12.75	17.50
Dec22/Jan23	1.00	1.00	9.25	13.25
Q4-22/Q1-23	5.48	3.98	31.02	43.07
Q1-23/Q2-23	5.75	4.00	13.92	18.00
Q2-23/Q3-23	14.58	10.50	22.92	24.17
CAL23/CAL24	47.50	42.00	109.3	93.79

### GASOIL CURVES

	Rott 0.1	SGO 10ppm	ICE GO
Aug22	1070.8	1092.8	1081.8
Sep22	1046.8	1059.6	1057.8
Oct22	1022.2	1026.1	1033.2
Nov22	992.1	989.6	1003.1
Dec22	973.1	952.3	984.1
Jan23	953.2	927.4	964.2
Q4-22	1046.6	989.4	1006.8
Q1-23	972.8	905.3	949.0
Q2-23	921.5	866.8	909.0
Q3-23	862.2	809.0	848.3
CAL23	867.0	836.5	885.2

### EW SPREAD

	EW380	EW0.5%
Aug22	16.00	95.90
Sep22	14.75	71.40
Oct22	13.75	52.90
Nov22	13.75	46.40
Dec22	13.75	41.65
Jan23	14.50	37.65
Q4-22	13.75	46.95
Q1-23	15.25	34.90
Q2-23	17.00	30.82
Q3-23	21.08	29.57
CAL23	8.00	31.42



### Contact US:

**Luke Longhurst**

Email: lukel@freightinvestor.com

Mobile: (+44) 7966 968761

**Jessie Deng**

Email: jessied@freightinvestor.com

Mobile: (+86) 13524516743

**Ricky Forman**

Email: rickyf@freightinvestor.com

Mobile: (+44) 7868 708719

**Jarryd Smith**

Email: jarryds@freightinvestor.com

Mobile: (+65) 8798 4987

**Sam Twyford**

Email: samt@freightinvestor.com

Mobile: (+44) 7729 118643

The information provided in this communication is not intended for retail clients. It is general in nature only and does not constitute advice or an offer to sell, or the solicitation of an offer to purchase any swap or other financial instruments, nor constitute any recommendation on our part. The information has been prepared without considering your investment objectives, financial situation, or knowledge and experience. This material is not a research report and is not intended as such. FIS is not responsible for any trading decisions taken based on this communication. Trading swaps and over-the-counter derivatives, exchange-traded derivatives, and options involve substantial risk and are not suitable for all investors. You are advised to perform an independent investigation to determine whether a transaction is suitable for you. No part of this material may be copied or duplicated in any form by any means or redistributed without our prior written consent. Freight Investor Services Ltd (FIS) is authorised and regulated by the Financial Conduct Authority (FRN: 211452) and is a member of the National Futures Association ("NFA"). Freight Investor Services PTE Ltd ('FIS PTE') is a private limited company, incorporated and registered in Singapore with company number 200603922G, and has subsidiary offices in India and Shanghai. Freight Investor Solutions DMCC ('FIS DMCC') is a private limited company, incorporated and registered in Dubai with company number DMCC1225. Further information about FIS including the location of its offices can be found on our website at [freightinvestorservices.com](http://freightinvestorservices.com)