



# Fuel Oil Daily Evening Report

London +44 20 7090 1134 - info@freightinvestor.com | Singapore +65 6535 5189 - info@freightinvestor.asia | Shanghai +86 21 63012568

07 July 2022

## Oil and Energy Market News

Brent crude oil front month futures ended the day up, printing \$106.14 at 1630BST. Highs in the day reached \$106.25 and lows touched \$98.50.

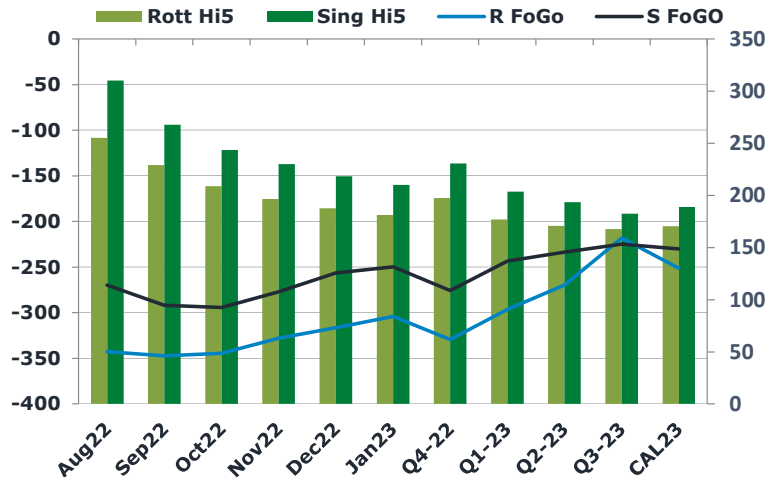
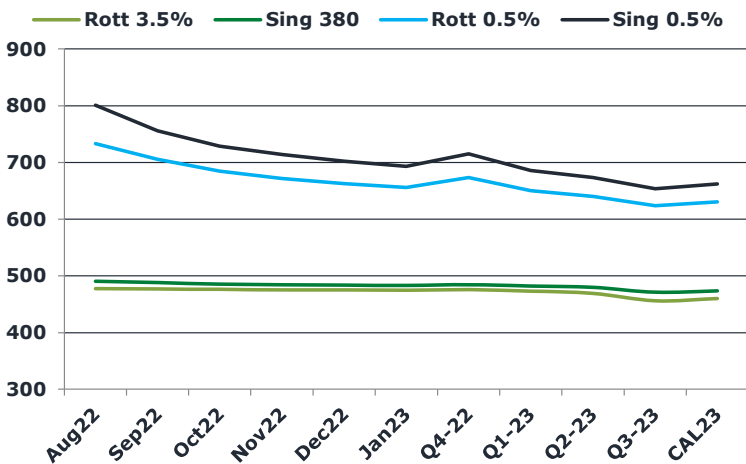
### US DoE Crude Oil Inventories

(W/W) 01-Jul: +8235K (est -1550K; prev -2762K)  
 - Distillate : -1266K (est +1000K; prev +2559K)  
 - Cushing: +69K (prev -782K)  
 - Gasoline: -2497K (est -1050K; prev 2645K)  
 - Refinery Utilization: -0.5% (est 0.1%; prev 0.00%)

## Brent

106.14

	Barges 3.5 %	Sing 380cst	Rott 0.5%	Sing 0.5%	Sing Hi5
Aug22	477.50	490.50	732.80	800.75	310
Sep22	476.75	488.00	705.80	755.75	268
Oct22	476.00	485.25	684.80	728.75	244
Nov22	475.25	484.25	671.80	714.25	230
Dec22	475.25	483.50	662.80	702.00	219
Jan23	474.50	483.00	655.80	693.00	210
Q4-22	475.50	484.35	673.15	715.00	231
Q1-23	473.08	482.17	649.97	685.83	204
Q2-23	469.08	479.58	639.97	673.17	194
Q3-23	455.92	470.92	623.80	653.33	182
CAL23	459.81	473.23	630.34	662.02	189



## Fuel Oil Market News

The Barges crack opened at -26.00 this morning and ended the day printing -26.90. The Cal 23 crack was valued at -12.25.

The Singapore 0.5% crack ended the day trading at 24.00, with the Rott 0.5% crack printing 13.35 on both front months, respectively

	Rott GOFO	Sing GOFO	R FoGo	S FoGo	Rott Hi5
Aug22	597.81	580.06	-342.50	-269.75	255
Sep22	576.40	559.46	-347.25	-291.75	229
Oct22	553.08	537.63	-344.25	-294.25	209
Nov22	524.20	506.97	-327.75	-277.00	197
Dec22	503.75	474.94	-316.25	-256.50	188
Jan23	485.21	459.79	-304.00	-249.75	181
Q4-22	527.00	506.50	-329.25	-275.75	198
Q1-23	473.42	447.22	-296.50	-243.50	177
Q2-23	440.65	427.20	-269.75	-233.50	171
Q3-23	386.23	407.43	-218.25	-225.00	168
CAL23	421.75	418.87	-251.25	-230.00	171

07 July 2022

## TIME SPREADS FUEL

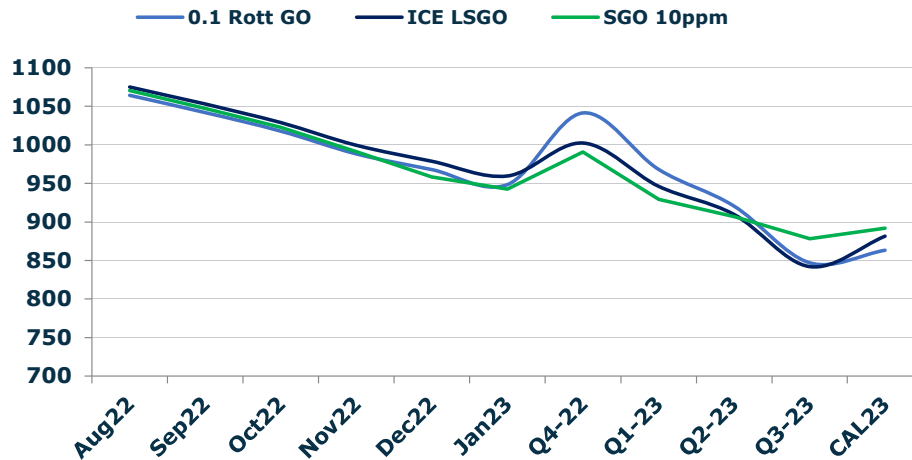
	Barges 3.5	S 380	Rott 0.5%	Sing 0.5%
Aug22/Sep22	-7.25	2.50	27.00	45.00
Sep22/Oct22	0.75	2.75	21.00	27.00
Oct22/Nov22	0.75	1.00	13.00	14.50
Nov22/Dec22	0.75	0.75	9.00	12.25
Dec22/Jan23	0.00	0.50	7.00	9.00
Q4-22/Q1-23	2.42	2.18	23.18	29.17
Q1-23/Q2-23	4.00	2.58	10.00	12.67
Q2-23/Q3-23	13.17	8.67	16.17	19.83
CAL23/CAL24	47.50	42.00	100.0	90.79

## GASOIL CURVES

	Rott 0.1	SGO 10ppm	ICE GO
Aug22	1064.3	1070.6	1075.3
Sep22	1042.2	1047.5	1053.2
Oct22	1018.1	1022.9	1029.1
Nov22	988.5	991.2	999.5
Dec22	968.0	958.4	979.0
Jan23	948.7	942.8	959.7
Q4-22	1041.5	990.9	1002.5
Q1-23	968.4	929.4	946.5
Q2-23	920.7	906.8	909.7
Q3-23	847.2	878.3	842.1
CAL23	863.4	892.1	881.6

## EW SPREAD

	EW380	EW0.5%
Aug22	13.00	67.95
Sep22	11.25	49.95
Oct22	9.25	43.95
Nov22	9.00	42.45
Dec22	8.25	39.20
Jan23	8.50	37.20
Q4-22	8.85	41.85
Q1-23	9.08	35.87
Q2-23	10.50	33.20
Q3-23	15.00	29.53
CAL23	8.00	31.68



## Contact US:

## Luke Longhurst

Email: lukel@freightinvestor.com

Mobile: (+44) 7966 968761

## Jessie Deng

Email: jessied@freightinvestor.com

Mobile: (+86) 13524516743

## Ricky Forman

Email: rickyf@freightinvestor.com

Mobile: (+44) 7868 708719

## Jarryd Smith

Email: jarryds@freightinvestor.com

Mobile: (+65) 8798 4987

## Sam Twyford

Email: samt@freightinvestor.com

Mobile: (+44) 7729 118643

The information provided in this communication is not intended for retail clients. It is general in nature only and does not constitute advice or an offer to sell, or the solicitation of an offer to purchase any swap or other financial instruments, nor constitute any recommendation on our part. The information has been prepared without considering your investment objectives, financial situation, or knowledge and experience. This material is not a research report and is not intended as such. FIS is not responsible for any trading decisions taken based on this communication. Trading swaps and over-the-counter derivatives, exchange-traded derivatives, and options involve substantial risk and are not suitable for all investors. You are advised to perform an independent investigation to determine whether a transaction is suitable for you. No part of this material may be copied or duplicated in any form by any means or redistributed without our prior written consent. Freight Investor Services Ltd (FIS) is authorised and regulated by the Financial Conduct Authority (FRN: 211452) and is a member of the National Futures Association ("NFA"). Freight Investor Services PTE Ltd ('FIS PTE') is a private limited company, incorporated and registered in Singapore with company number 200603922G, and has subsidiary offices in India and Shanghai. Freight Investor Solutions DMCC ('FIS DMCC') is a private limited company, incorporated and registered in Dubai with company number DMCC1225. Further information about FIS including the location of its offices can be found on our website at [freightinvestorservices.com](http://freightinvestorservices.com)