



Fuel Oil Daily Evening Report

London +44 20 7090 1134 - info@freightinvestor.com | Singapore +65 6535 5189 - info@freightinvestor.asia | Shanghai +86 21 63012568

08 July 2022

Oil and Energy Market News

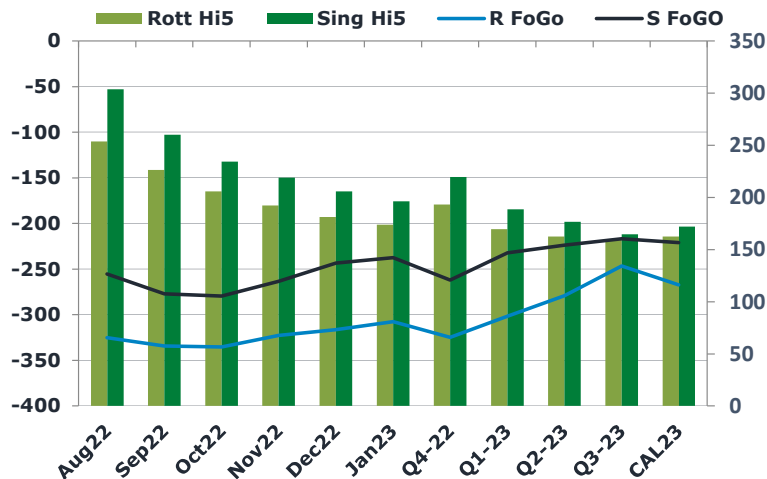
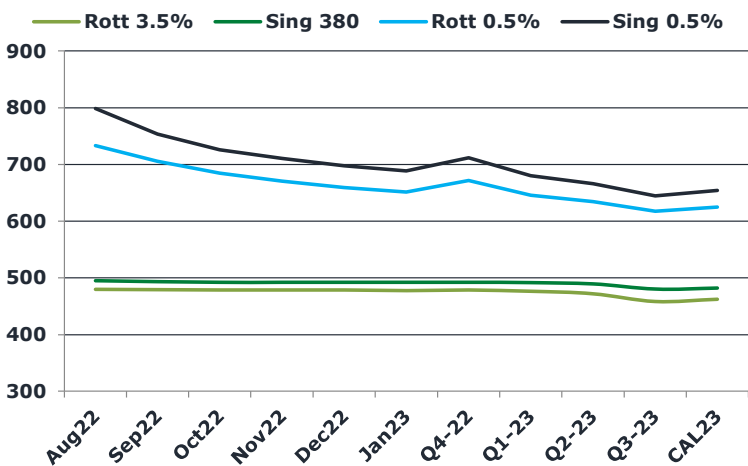
Brent crude oil front month futures ended the day up, printing \$106.49 at 1630BST. Highs in the day reached \$106.95 and lows touched \$103.67.

The good news is that OPEC+ increased production by 390,000bpd in June w/ increases from KSA, UAE, Nigeria, Angola & Russia. The bad news is that OPEC+ still underproduced its collective targets by 2.70 mbpd.

Brent

106.49

	Barges 3.5 %	Sing 380cst	Rott 0.5%	Sing 0.5%	Sing Hi5
Aug22	479.60	494.60	733.30	798.35	304
Sep22	479.10	493.35	705.55	753.35	260
Oct22	478.60	491.85	684.55	726.10	234
Nov22	478.35	491.85	670.55	710.85	219
Dec22	478.35	492.10	659.55	697.85	206
Jan23	477.60	492.10	651.55	688.35	196
Q4-22	478.45	491.95	671.55	711.60	220
Q1-23	476.18	491.43	645.63	680.10	189
Q2-23	471.93	489.18	634.47	665.93	177
Q3-23	458.18	479.93	617.47	644.68	165
CAL23	462.33	482.16	624.88	654.14	172



Fuel Oil Market News

The Barges crack opened at -26.90 this morning and ended the day printing -27.20. The Cal 23 crack was valued at -12.25.

The Singapore 0.5% crack ended the day trading at 23.00, with the Rott 0.5% crack printing 12.75 on both front months, respectively.

	Rott GOFO	Sing GOFO	R FoGo	S FoGO	Rott Hi5
Aug22	578.68	558.93	-325.00	-255.25	254
Sep22	560.70	537.08	-334.25	-277.00	226
Oct22	541.15	514.00	-335.25	-279.75	206
Nov22	515.06	482.33	-322.75	-263.25	192
Dec22	497.36	449.30	-316.25	-243.50	181
Jan23	481.57	433.66	-307.50	-237.50	174
Q4-22	517.85	481.77	-324.75	-262.00	193
Q1-23	470.86	420.92	-301.50	-232.25	169
Q2-23	441.43	400.57	-279.00	-223.75	163
Q3-23	405.83	381.38	-246.50	-216.75	159
CAL23	429.89	392.91	-267.25	-221.00	163

08 July 2022

TIME SPREADS FUEL

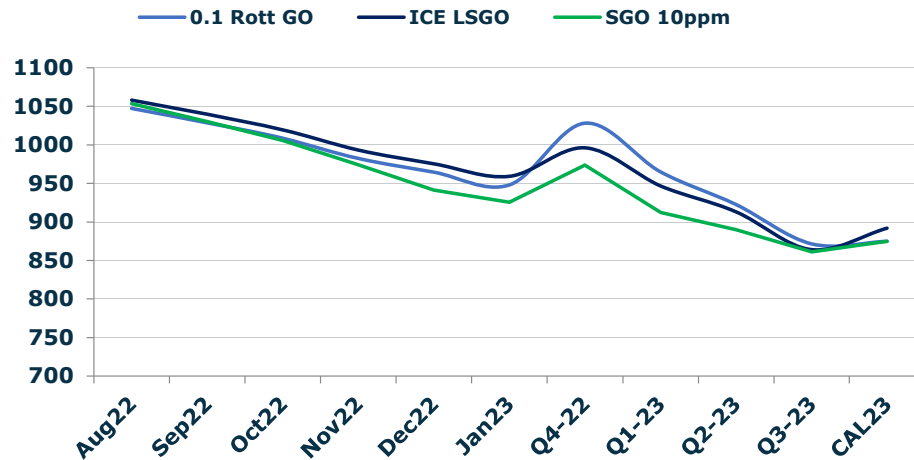
	Barges 3.5	S 380	Rott 0.5%	Sing 0.5%
Aug22/Sep22	8.00	1.25	27.75	45.00
Sep22/Oct22	0.50	1.50	21.00	27.25
Oct22/Nov22	0.50	0.00	14.00	15.25
Nov22/Dec22	0.25	-0.25	11.00	13.00
Dec22/Jan23	0.00	0.00	8.00	9.50
Q4-22/Q1-23	2.27	0.52	25.92	31.50
Q1-23/Q2-23	4.25	2.25	11.17	14.17
Q2-23/Q3-23	13.75	9.25	17.00	21.25
CAL23/CAL24	47.50	42.00	92.1	73.98

GASOIL CURVES

	Rott 0.1	SGO 10ppm	ICE GO
Aug22	1047.3	1053.5	1058.3
Sep22	1028.8	1030.4	1039.8
Oct22	1008.8	1005.8	1019.8
Nov22	982.4	974.2	993.4
Dec22	964.7	941.4	975.7
Jan23	948.2	925.8	959.2
Q4-22	1028.3	973.7	996.3
Q1-23	965.1	912.3	947.0
Q2-23	922.7	889.8	913.4
Q3-23	871.6	861.3	864.0
CAL23	874.9	875.1	892.2

EW SPREAD

	EW380	EW0.5%
Aug22	15.00	65.05
Sep22	14.25	47.80
Oct22	13.25	41.55
Nov22	13.50	40.30
Dec22	13.75	38.30
Jan23	14.50	36.80
Q4-22	13.50	40.05
Q1-23	15.25	34.47
Q2-23	17.25	31.47
Q3-23	21.75	27.22
CAL23	8.00	29.26



Contact US:

Luke Longhurst

Email: lukel@freightinvestor.com

Mobile: (+44) 7966 968761

Jessie Deng

Email: jessied@freightinvestor.com

Mobile: (+86) 13524516743

Ricky Forman

Email: rickyf@freightinvestor.com

Mobile: (+44) 7868 708719

Jarryd Smith

Email: jarryds@freightinvestor.com

Mobile: (+65) 8798 4987

Sam Twyford

Email: samt@freightinvestor.com

Mobile: (+44) 7729 118643

The information provided in this communication is not intended for retail clients. It is general in nature only and does not constitute advice or an offer to sell, or the solicitation of an offer to purchase any swap or other financial instruments, nor constitute any recommendation on our part. The information has been prepared without considering your investment objectives, financial situation, or knowledge and experience. This material is not a research report and is not intended as such. FIS is not responsible for any trading decisions taken based on this communication. Trading swaps and over-the-counter derivatives, exchange-traded derivatives, and options involve substantial risk and are not suitable for all investors. You are advised to perform an independent investigation to determine whether a transaction is suitable for you. No part of this material may be copied or duplicated in any form by any means or redistributed without our prior written consent. Freight Investor Services Ltd (FIS) is authorised and regulated by the Financial Conduct Authority (FRN: 211452) and is a member of the National Futures Association ("NFA"). Freight Investor Services PTE Ltd ('FIS PTE') is a private limited company, incorporated and registered in Singapore with company number 200603922G, and has subsidiary offices in India and Shanghai. Freight Investor Solutions DMCC ('FIS DMCC') is a private limited company, incorporated and registered in Dubai with company number DMCC1225. Further information about FIS including the location of its offices can be found on our website at freightinvestorservices.com